

STANDARD CLUTCH SYSTEMS APPLICATION GUIDE 2010



- Guía de Aplicación para Sistemas de Embrague
- Guide d'Ensembles d'Embrayage Manuel
- Kupplungen für Schaltgetriebe
- Catalogo de Aplicação dos Discos do Sistema de Embreagem
- Ручные коробки передач Инструкция по эксплуатации



ALTO PRODUCTS CORP.

Alto Way • Atmore • AL • 36502 • USA • www.altousa.com
Tel: 251.368.7777 • Fax: 251.368.7774 • sales@altousa.com



STANDARD

CLUTCH KITS

Numbering System Information.....	3
Warranty.....	4
Clutch System Replacement Information.....	5
Application Guide.....	9
Hydraulic Substitution List.....	105
Original Equipment Interchange.....	106
APRA Interchange.....	116
Diakin Interchange.....	119
Bearing Interchange.....	123
Cover Dimensions.....	125
Disc Dimensions.....	127
Flywheel Specifications.....	129
Cover Torque Specifications.....	135



STANDARD

CLUTCH KITS

Important Information

Our program provides clutch system components from various clutch manufacturers worldwide, many of which are the “Original Equipment Manufacturer.” The clutch industry is a world market and our products are manufactured in various countries. For exact country of origin please contact your sales representative.

In our on going efforts to reduce inventory requirements of our product line has identified several part numbers that are identical in fit, function and performance. Some of these replacement products may have a different appearance from the component you are removing from the vehicle. This difference in appearance is merely cosmetic and through extensive product consolidation research our selection ensures the performance of our replacement products to be equal to, or better than original performance.

In preparation of this application guide, we have conducted extensive product research and we are certain that the part numbers listed in this catalog will deliver the intended performance to our customers when used in conjunction with each other. It should be noted that due to consolidations in our product line, we strongly recommend using only our products in conjunction with each other and not substituting competitor's or original equipment replacement parts in the renewing of your clutch system. It is possible that this mixture of part numbers may not work as intended, and will void the warranty of the part numbers used.

The information listed in this catalog pertaining to applications and the replacement parts for each has been compiled from reliable original equipment sources. It is to the best of our knowledge, factual and accurate; however; we cannot assume responsibility for errors found in our catalogs or bulletins.

Parts Numbering System

Our numbering system is a purely numeric system with no alpha characters, which allows for easy data entry. Our system attempts to place smaller items within the product group of Kits, Covers and Disc in the front of the sequence and the larger items at the rear of the sequence. We are attempting to maximize our distributor's valuable shelf space.

Clutch Kits	91000	to	91999
Clutch Covers	92000	to	92999
Clutch Disc	93000	to	93999
Clutch Release Bearings	94000	to	94999
Clutch Pilot Bearings	95000	to	95999
Alignment Tools	96000	to	96999
Clutch Master Cylinders	99000	to	99300
Clutch Slave Cylinders	99400	to	99800
Complete Hydraulic Systems	99850	to	99999

STANDARD

CLUTCH KITS

12 months or 12,000 mile Warranty

Our Standard Clutch Kits warrants the purchaser of this product, that this product is free from defects in workmanship and materials for a period of 12 months or 12,000 miles (which ever occurs first). This product when "**properly**" installed, used and maintained in the type of vehicle prescribed, in which a defect in workmanship or material shall be found, will be exchanged free of charge, if returned to the seller, who is authorized to give this warranty. We are not responsible for our products when subjected to improper application, incorrect installation, misuse, abuse, accidents or normal wear.

Proper installation of a new clutch replacement includes the replacement of the cover assembly, clutch plate, clutch release bearing, pilot bearing/bushing, and resurfacing the flywheel. Failure to meet all of these requirements will void the warranty. The use of air impact tools during installation of the cover assembly will also void the warranty.

This warranty does not cover, and will not pay for, or provide for, labor, towing charges, or related parts, which may be damaged as a result of the failure of the product. This warranty is limited to the exchange of the product only, when returned with the original purchase receipt to an authorized warranty distributor.

Our Standard Clutch Kits liability hereunder does not include labor charges or incidental or consequential damages. No other warranty is hereby given. Obligations under this warranty and other express or implied warranties provided under state law, including, but not necessarily limited to, the implied warranties of merchantability and fitness for a particular reason shall expire one year or 12,000 miles from date of purchase.

No person is authorized by our company to modify or add to the foregoing warranty.

Extended Lifetime Warranty

We will extend the aforementioned "**Warranty**" of our Standard Clutch Kits for the lifetime of your vehicle, for as long as you own your vehicle. This warranty is not transferable and requires the original proof of purchase receipt and the warranty registration card validated by our company. To activate the extended lifetime warranty, simply fill out the warranty registration card included in this package and mail along with a \$5.00 warranty registration fee to:

**Life Time Warranty
One Alto Way
Atmore, AL 36502**

You will receive by mail the validated warranty registration card within 30 days to your return address indicated on the registration card.



Clutch System Replacement General Instructions

Tools Required

The replacement of the clutch system requires basic hand tools for most of the operation. There are, however, a few specialty tools that simplify the removal and installation of certain components of the clutch system. Alignment tools work very well in aligning the clutch disc and pilot bearing. This provides for the easy installation of the transmission. Our Standard Clutch Kits include a plastic alignment tool for your convenience.

A pilot bearing puller makes the removal of the pilot bearing/bushing very easy. If you do not have one of these, they can be rented at several equipment rental centers. For your own safety, if you do not have access to a vehicle hydraulic lift we strongly recommend you support the vehicle with jack stands. **Never work under any vehicle supported by only a jack.**

Pre-inspection

Before beginning the clutch system replacement, there are a series of inspections you should perform prior to the clutch removal. Most clutch failures occur on a vehicle after 60,000 miles. The need for a clutch replacement prior to that is unusual and should be investigated.

If the clutch system is slipping, a simple adjustment could correct the problem. As the friction material wears, the fingers (diaphragm) of the cover assembly move closer to the bearing. To maintain the correct bearing lash, the bearing needs to be adjusted back away from the cover assembly. If the release system is hydraulic, it is possible that the clutch master cylinder needs to be replaced. Master cylinders have a valve that allows the return of fluid back into the reservoir to allow the bearing to move back away from the cover assembly. You can check this if the system has an external slave cylinder. Detach the slave cylinder from the bellhousing. Remove the top of the master cylinder. Have someone look at the reservoir as you push the piston of the slave cylinder back into the slave cylinder. If the fluid does not return back into the reservoir, the master cylinder needs to be replaced.

If the clutch system is not releasing, the following inspections should be made. If the release system is hydraulic, inspect the master cylinder reservoir fluid level. If it is dry, inspect the master cylinder and the slave cylinder for fluid leaks. If no leaks are found then refill reservoir and examine again after driving the vehicle a short distance. You should also inspect the transmission mounts and motor mounts to be sure they have not broken. Broken mounts can misalign the engine and transmission and prevent the release of the clutch disc. Replace these if necessary. Also, if the vehicle has recently been involved in a collision and clutch release problems occurred after that event, it is possible that the frame is damaged and is causing a misalignment of the engine and transmission. If a clutch release cable operates the system, attempt to adjust the cable so that the bearing is moved closer to the cover assembly. If there is no additional adjustment on the cable, it is possible that the cable has stretched. Replace the cable and test before removing the clutch. It is recommended to replace the cable with every clutch system replacement.

If the clutch system has a bearing noise, a simple test can identify which bearing is creating the problem. Sit in the vehicle and start the engine. With the engine running and the transmission in neutral and both feet on the floorboard, listen for the bearing noise. If the noise is heard at this point, the bearing creating the noise is in the transmission because the clutch release bearing and pilot bearing are not moving at this time. Next place your foot on the clutch pedal and begin to depress the pedal half way down. If the bearing noise is heard at this point, the bearing making the noise is the clutch release bearing. The pilot bearing is not moving at this point. If after depressing the clutch pedal all the way to the floorboard the bearing noise is heard, the bearing creating the problem is the pilot bearing or bushing. By doing this simple test you can identify the problem before removing the clutch system.

Transmission Removal

Removal of the transmission is very easy if you use a transmission jack to support the transmission after removing the bolts securing it to the bellhousing. If a transmission jack is not available, one technique that works well is to remove the top bolts of the transmission that secures it to the bellhousing. Install long guide pins in the same holes that you have removed the transmission top bolts from. The transmission will slide back easily on these guide pins until the input shaft clears the clutch assembly and then the transmission can be lowered to the floor. It is recommended that you have someone assist you in lowering the transmission down. Transmissions vary in weight, but depending on the transmission, can range from one hundred to several hundred pounds. Once the transmission is removed examine the quill of the front bearing retainer sleeve of the transmission. The quill is prone to wearing due to the clutch release bearing sliding back and forth on it. If there is wear here, it is critical that this be replaced. Failure to do so will cause the clutch release bearing to bind on the quill, and prevent the release of the clutch system. On certain Ford vehicles this quill is part of the complete transmission case and cannot be replaced. There is a kit, part number 94193, offered in this catalog to repair this quill by placing a sleeve over this area. For a fraction of the cost of replacing the transmission case. The kit includes a clutch release bearing which has a larger internal dimension to slide over the sleeve.

Bellhousing Removal

After removing the transmission, remove the starter if necessary. Disconnect the clutch fork and spring. Remove the bellhousing bolts and lower to the floor. Remove the clutch release bearing from the fork. Remove the clutch fork from the ball stud and clean. Inspect the fork and ball stud for wear. If there is wear on these components, they should be replaced. Remove the bolts from the clutch cover. As the cover is removed, carefully grab the clutch disc as it falls out. ***At this point, pay close attention to which side the clutch disc spring dampener is facing so you are aware of how it should be reinstalled.*** Using the pilot bearing removal tool, remove the pilot bearing from the end of the crankshaft.

Flywheel Removal

Before removing the flywheel, using a punch, make corresponding marks on the flywheel and the crankshaft. This technique assures that the flywheel can be reinstalled at the same location as it originally was. This eliminates the possibility of corrupting the balance of the engine. Secure the engine from rotating and remove the flywheel bolts. The flywheel bolts will be very tight due to tightening compounds used on installation.

System Inspection

Examination of the removed clutch system components in many cases can reveal the reason for the failure of the removed unit. If the removed clutch components failed due to reasons other than normal wear or driver abuse, a close inspection can identify the reason for failure, and prevent premature failure of the replacement unit.

If oil is present on the facing of the clutch disc, check the rear main seal for leakage. If the oil appears to be grease then examine the release bearing. It is possible the bearing was continually rotating because of improper adjustment, or the driver was riding the clutch pedal. There are some

bearings that are designed to continually rotate, but for those applications that are not designed to endure this, the bearing will become hot. The grease will liquefy and saturate the facing. Also examine the quill of the transmission. There may have been excessive grease placed on the quill, which contaminated the facing.

Examine the input shaft of the transmission. Clean the shaft with a wire brush and inspect. If there is excessive wear, replace the input shaft. For reinstallation, place a light film of white lithium grease on the input shaft. **Do not over lubricate.** Excessive grease will contaminate the disc facing.

Look for evidence of engine and transmission misalignment. Misalignment can cause non-release of the clutch system. There are certain conditions to look for that are caused by misalignment. The pilot bearing/bushing will have more wear on one side than the other. Uneven wear or tapered splines on the input shaft or disc splines indicate misalignment. Broken cushion segments on the clutch disc are also indications of misalignment. Broken mounts, warped bellhousing, damaged vehicle frame, or a flywheel that is wobbling on the crankshaft flange mount can cause alignment problems.

Reinstallation of New Clutch Kit

Once you are ready to reinstall the new clutch kit, the important issue becomes cleanliness. Greasy hands can easily contaminate a clutch disc. Grease on the disc will cause clutch chatter. If this should happen the best cleaner to use is acetone. It does not leave a residue on the product.

Install pilot bearing/bushing. It is best not to lubricate the pilot bearing or bushing. Both types of pilots are pre-lubricated. If the pilot bushing is lubricated with grease it will fuse itself on the end of the input shaft and at that point the clutch system is inoperable. It should be pointed out that the only time the input shaft of the transmission is rotating in the pilot is when the clutch pedal is depressed all the way. When installing the pilot in the end of the crankshaft, place a flat non-metallic material between the pilot and the installation tool. As you tap the pilot into the end of the crank be sure that it is going evenly. The pilot bearing/bushing must be flush with the end of the crankshaft.

Installing a resurfaced flywheel. Inspect both the flange on the crankshaft and the mounting surface of the flywheel. Make sure there are no burrs that might prevent the flywheel and the crankshaft flange from mating evenly. On older vehicles, which have had the clutch system replaced more than once, it is possible that the flywheel may be too thin. The problem with this condition is the possibility of the flywheel bolts coming in contact with the clutch disc hub. To check this, hold the flywheel flat and drop the flywheel mounting bolts through the holes of the flywheel. Lay a straight edge across the flywheel surface over the bolts. If the straight edge does not touch the bolt heads, there will be no interference. When installing the flywheel, **“Do not use air impact tools.”** Place some form of locktight on the bolts and start them by hand. Tighten the flywheel bolts in a star pattern using three passes. Once the bolts are tight, torque them to the vehicle manufacturer’s specifications. Be sure to wipe off the contact surface of the flywheel with acetone to remove any grease or coating.

Install the clutch disc and cover. Before placing disc on the flywheel, place the disc on the input shaft of the transmission and slide back and forth to ensure fit. Put a thin coating of white lithium grease on the splines. Place the disc against the flywheel with the flywheel side of the disc against the flywheel. Place the disc alignment tool through the disc splines, and press it firmly into the pilot bearing/bushing. This should hold the disc while you place the cover assembly over the disc. Before placing the cover against the disc, wipe the pressure plate surface with acetone to remove any grease or coating that may be present. Place the cover against the clutch disc, and insert the bolts by hand. Insert all of the bolts and then begin to tighten in a star pattern by hand. **Do not use air impact tools.** Once the bolts are tight, torque them to the vehicle manufacturer’s specification. Remove the alignment tool.

Install the clutch release bearing. Inspect the new clutch release bearing and be sure there is grease inside the I.D. of the bearing. Most of the bearing manufacturers pre-lubricate their bearings, but there are a few exceptions. This grease allows the bearing to slide easily on the transmission quill. Attach the clutch release bearing to the clutch fork. Apply a thin layer of white lithium grease on the ball stud. Install the fork assembly on the ball stud in the bellhousing. Inspect the clutch fork mechanism for smooth operation. Before reinstalling the bell housing, inspect the mounting surface of the bellhousing. Make sure it is clean and smooth. If there are any burrs use a wire brush to remove. The bellhousing must be

perfectly flat against the engine, or a possible misalignment of engine and transmission will occur. Install the bellhousing by placing all of the mounting bolts in by hand and tighten using a star pattern with three passes. **Do not use air impact tools.**

Install the transmission. A transmission jack is recommended to hoist the transmission in position. The transmission needs to be supported completely to avoid "hanging the transmission on the clutch disc." In many cases the clutch job is ruined at this point. If the transmission is allowed to hang on the clutch disc before the input shaft is in place in the pilot bearing, the result is, the clutch hub becomes bent and will now wobble on the input shaft. This will prevent a release. If a transmission jack is not available, install long guide pins in the top mounting boltholes of the bellhousing. Place the transmission on the guide pins and slide forward. These will support the transmission while you install the lower mounting bolts into the bellhousing. As you slide the transmission forward, do so slowly. Be sure the input shaft of the transmission slides easily through the I.D. of the clutch release bearing and that you do not knock the fork off of the ball stud. Install the mounting bolts of the transmission and tighten using the star pattern with three passes.

Clutch Adjustment

There are three basic types of clutch release systems. Mechanical, cable and hydraulic. Proper clutch adjustment is critical to the performance of the clutch system, as well as, the life expectancy of the system. Some systems require free play between the clutch release bearing and the diaphragm, and some do not. It is best to refer to your shop manuals regarding the vehicle you are working on to determine the proper adjustment.

If you are working on a mechanical system, inspect all of the linkage. Examine the bushings and lubricate. Make sure that the system moves freely and does not bind.

If you are working on a cable system, replace the cable. All cables stretch, and it is impossible to determine if the one you are working on has stretched. The best policy is to replace them. We, as well as most clutch companies, stipulate that failure to do so will void the warranty.

If you are working on a hydraulic system, you need to bleed the system. There are some very good tools on the market to assist you in the bleeding of hydraulic systems. These tools allow you to bench bleed the master cylinder and slave cylinder. If you do not have one of these tools you will have to gravity bleed the system.

One tip, which may help. The difficulty with bleeding hydraulic lines is that the master cylinder on most vehicles is higher than the slave cylinder. As you bleed the system, you are trying to force air bubbles downward through the system. This is going against the laws of physics. Air bubbles naturally rise upwards towards the surface. Forcing air bubbles downward is difficult, and many times, air bubbles become trapped in the system. To allow the air bubbles to rise to the surface, raise the front end of the vehicle while you bleed the system. This will help trapped air in the system to rise to the top. Depending how high you raise the vehicle the slave cylinder is now level with or higher than the master cylinder.

ACURA

CL												
Cyl.	CC / CI	Liter	Year	Specifications	Kit	Cover	Disc	Bearing	Pilot	O.D.	Hub	Teeth
4	2156cc	2.2L	1997		91319	92185	93165	94103		8-7/8	1-1/8	24
4	2254cc	2.3L	1998-99		91319	92185	93165	94103		8-7/8	1-1/8	24
6	3210cc	3.2L	2003	Type S	91501					9-1/2	1	24

EL												
Cyl.	CC / CI	Liter	Year	Specifications	Kit	Cover	Disc	Bearing	Pilot	O.D.	Hub	Teeth
4	1590cc	1.6L	1997-05		91177	92121	93103	94105	95001			

INTEGRA												
Cyl.	CC / CI	Liter	Year	Specifications	Kit	Cover	Disc	Bearing	Pilot	O.D.	Hub	Teeth
4	1590cc	1.6L	1986-89	D16 Engine	91097	92079	93059	94041		7-7/8	7/8	21
4	1678cc	1.7L	1992-93		91356	92189	93183	94111	95001	8-5/8	1	24
4	1834cc	1.8L	1988-91	D18 Engine	91303	92189	93157	94111	95001	8-3/4	1	24
4	1834cc	1.8L	1992-93		91356	92189	93183	94111	95001	8-5/8	1	24
4	1834cc	1.8L	1994-01	All	91312	92189	93183	94103	95001	8-5/8	1-1/32	24

LEGEND												
Cyl.	CC / CI	Liter	Year	Specifications	Kit	Cover	Disc	Bearing	Pilot	O.D.	Hub	Teeth
6	2494cc	2.5L	1986-87		91347	92187	93169	94103		8-7/8	31/32	24
6	2675cc	2.7L	1987-90		91347	92187	93169	94103		8-7/8	31/32	24
6	3206cc	3.2L	1991-95	5 Speed Except GS	91498	92277	93250	94040	95014	9-7/16	1-1/32	24
6	3206cc	3.2L	1993-95	GS 6 Speed	91497					9-1/2	1	24

NSX												
Cyl.	CC / CI	Liter	Year	Specifications	Kit	Cover	Disc	Bearing	Pilot	O.D.	Hub	Teeth
6	3179cc	3.2L	1997-05		91422					9	1	24

RSX												
Cyl.	CC / CI	Liter	Year	Specifications	Kit	Cover	Disc	Bearing	Pilot	O.D.	Hub	Teeth
4	1998cc	2.0L	2002-06	5 Speed	91234					8-1/2	1-1/8	24
4	1998cc	2.0L	2002-06	Type S 6 Speed	91262					8-1/2	1-1/8	24

TL												
Cyl.	CC / CI	Liter	Year	Specifications	Kit	Cover	Disc	Bearing	Pilot	O.D.	Hub	Teeth
6	3200cc	3.2L	2004-06		91226					9-3/8	1	24

TSX												
Cyl.	CC / CI	Liter	Year	Specifications	Kit	Cover	Disc	Bearing	Pilot	O.D.	Hub	Teeth
4	2354cc	2.4L	2004-06		91315					8-7/8	1	24

VIGOR												
Cyl.	CC / CI	Liter	Year	Specifications	Kit	Cover	Disc	Bearing	Pilot	O.D.	Hub	Teeth
5	2451cc	2.5L	1992-94		91399					9	1-1/32	24

ACURA Hydraulics

INTEGRA												
Cyl.	CC / CI	Liter	Year	Specifications	Master	Slave	Prefilled Master					
4	1800cc	1.8L	1994-01	RS, LS, Enclusing VTEC	99275	99617						

LEGEND Coupe												
Cyl.	CC / CI	Liter	Year	Specifications	Master	Slave	Prefilled Master					
6	2500cc	2.5L	1986-87		99201	99607						
6	2700cc	2.7L	1988-90		99201	99609						
6	3200cc	3.2L	1991-95	5 Speed Except GS	99274	99613						
6	3200cc	3.2L	1993-95	6 Speed GS	99274	99613						

LEGEND Sedan												
Cyl.	CC / CI	Liter	Year	Specifications	Master	Slave	Prefilled Master					
6	2500cc	2.5L	1986-87		99201	99603						
6	2700cc	2.7L	1988		99201	99607						
6	2700cc	2.7L	1989-90		99201	99609						
6	3200cc	3.2L	1993-95	6 Speed GS	99274	99613						

RSX												
Cyl.	CC / CI	Liter	Year	Specifications	Master	Slave	Prefilled Master					
4	1998cc	2.0L	2002-05		99294	99722						
4	1998cc	2.0L	2002-05	S Model	99294	99722						

TL												
Cyl.	CC / CI	Liter	Year	Specifications	Master	Slave	Prefilled Master					
6	3210cc	3.2L	2004-05		99294							

ACURA Hydraulics

TSX												
Cyl.	CC / CI	Liter	Year	Specifications	Master	Slave	Prefilled Master					
4	2354cc	2.4L	2004-06		99294	99722						

VIGOR												
Cyl.	CC / CI	Liter	Year	Specifications	Master	Slave	Prefilled Master					
5	2500cc	2.5L	1992-94		99205	99615						

AMERICAN MOTORS

ALLIANCE, ENCORE												
Cyl.	CC / CI	Liter	Year	Specifications	Kit	Cover	Disc	Bearing	Pilot	O.D.	Hub	Teeth
4	105"	1.7L	1985-87		91139	92098	93092	94022		7-7/8	13/16	26
4	120"	2.0L	1987	GTA	91139	92098	93092	94022		7-7/8	13/16	26

AMBASSADOR												
Cyl.	CC / CI	Liter	Year	Specifications	Kit	Cover	Disc	Bearing	Pilot	O.D.	Hub	Teeth
8	287"	4.7L	1964-66		91635	92309	93257	94151	95035	10.4	1-1/8	10
8	290"	4.8L	1967-68		91635	92309	93257	94151	95035	10.4	1-1/8	10
8	327"	5.4L	1957-66		91635	92309	93257	94151	95035	10.4	1-1/8	10
8	343"	5.6L	1967-68		91635	92309	93257	94151	95035	10.4	1-1/8	10

AMX												
Cyl.	CC / CI	Liter	Year	Specifications	Kit	Cover	Disc	Bearing	Pilot	O.D.	Hub	Teeth
8	287"	4.7L	1966-69		91635	92309	93257	94151	95035	10.4	1-1/8	10
8	290"	4.8L	1966-69		91635	92309	93257	94151	95035	10.4	1-1/8	10
8	343"	5.6L	1968-69		91635	92309	93257	94151	95035	10.4	1-1/8	10
8	360"	5.9L	1969-70	4 BBL, 4 Speed	91635	92309	93257	94151	95035	10.4	1-1/8	10
8	390"	6.4L	1969-70	4 BBL, 4 Speed	91635	92309	93257	94151	95035	10.4	1-1/8	10
8	401"	6.6L	1972-74	4 BBL, 4 Speed	91731	92339	93295	94153	95041	11	1-1/8	10

CLASSIC												
Cyl.	CC / CI	Liter	Year	Specifications	Kit	Cover	Disc	Bearing	Pilot	O.D.	Hub	Teeth
8	287"	4.7L	1964-66		91635	92309	93257	94151	95035	10.4	1-1/8	10

CONCORD												
Cyl.	CC / CI	Liter	Year	Specifications	Kit	Cover	Disc	Bearing	Pilot	O.D.	Hub	Teeth
4	151"	2.5L	1980-82		91447	92247	93221	94185	95035	9-1/8	1-1/8	10

EAGLE, KAMMBACK												
Cyl.	CC / CI	Liter	Year	Specifications	Kit	Cover	Disc	Bearing	Pilot	O.D.	Hub	Teeth
4	150"	2.5L	1981-83	GM Engine	91447	92247	93221	94185	95035	9-1/8	1-1/8	10
4	151"	2.5L	1983-84	AMC Engine	91453	92243	93217	94147	95025	9-1/8	1	14
6	258"	4.2L	1981-88	from Engine # 011C03	91629	92309	93257	94125	95063	10.4	1-1/8	10

GREMLIN, HORNET												
Cyl.	CC / CI	Liter	Year	Specifications	Kit	Cover	Disc	Bearing	Pilot	O.D.	Hub	Teeth
6	232"	3.8L	1974-78	Tremec T150T use pilot 95039, Warner T14 use 95041	91406					9	1-1/16	10
6	258"	4.2L	1974-78	Tremec T150T use pilot 95039, Warner T14 use 95042	91406					9	1-1/16	10
8	360"	5.9L	1971-72	4 Speed	91625	92309	93257	94153		10.4	1-1/8	10
8	360"	5.9L	1971-72	3 Speed	91731	92339	93295	94153	95041	11	1-1/8	10

JAVELIN												
Cyl.	CC / CI	Liter	Year	Specifications	Kit	Cover	Disc	Bearing	Pilot	O.D.	Hub	Teeth
8	343"	5.6L	1968-69	4 Speed	91635	92309	93257	94151	95035	10.4	1-1/8	10
8	360"	5.9L	1970	4 Speed	91625	92309	93257	94153		10.4	1-1/8	10
8	360"	5.9L	1971-74	3 Speed, 4 Speed	91731	92339	93295	94153	95041	11	1-1/8	10
8	390"	6.4L	1969-70		91635	92309	93257	94151	95035	10.4	1-1/8	10
8	401"	6.6L	1971-74	3 Speed	91731	92339	93295	94153	95041	11	1-1/8	10

MARLIN												
Cyl.	CC / CI	Liter	Year	Specifications	Kit	Cover	Disc	Bearing	Pilot	O.D.	Hub	Teeth
8	287"	4.7L	1964-67		91635	92309	93257	94151	95035	10.4	1-1/8	10
8	290"	4.8L	1967		91635	92309	93257	94151	95035	10.4	1-1/8	10
8	327"	5.4L	1964-67		91635	92309	93257	94151	95035	10.4	1-1/8	10
8	343"	5.6L	1967		91635	92309	93257	94151	95035	10.4	1-1/8	10

MATADOR												
Cyl.	CC / CI	Liter	Year	Specifications	Kit	Cover	Disc	Bearing	Pilot	O.D.	Hub	Teeth
8	360"	5.9L	1971-74		91731	92339	93295	94153	95041	11	1-1/8	10
8	401"	6.6L	1971-74		91731	92339	93295	94153	95041	11	1-1/8	10

AMERICAN MOTORS

PACER

Cyl.	CC / CI	Liter	Year	Specifications	Kit	Cover	Disc	Bearing	Pilot	O.D.	Hub	Teeth
6	232"	3.8L	1975-77	Tremec T150T use pilot 95039, Warner T14 use 95042	91406					9	1-1/16	10
6	258"	4.2L	1975-77	Tremec T150T use pilot 95039, Warner T14 use 95043	91406					9	1-1/16	10

RAMBLER

Cyl.	CC / CI	Liter	Year	Specifications	Kit	Cover	Disc	Bearing	Pilot	O.D.	Hub	Teeth
8	290"	4.8L	1967-69		91635	92309	93257	94151	95035	10.4	1-1/8	10
8	390"	6.4L	1969		91635	92309	93257	94151	95035	10.4	1-1/8	10

REBEL

Cyl.	CC / CI	Liter	Year	Specifications	Kit	Cover	Disc	Bearing	Pilot	O.D.	Hub	Teeth
8	290"	4.8L	1968-69		91635	92309	93257	94151	95035	10.4	1-1/8	10
8	327"	5.4L	1957		91635	92309	93257	94151	95035	10.4	1-1/8	10
8	343"	5.6L	1968-69		91635	92309	93257	94151	95035	10.4	1-1/8	10
8	360"	5.9L	1971		91731	92339	93295	94153	95041	11	1-1/8	10
8	390"	6.4L	1969-70		91635	92309	93257	94151	95035	10.4	1-1/8	10
8	401"	6.6L	1971		91731	92339	93295	94153	95041	11	1-1/8	10

SPIRIT

Cyl.	CC / CI	Liter	Year	Specifications	Kit	Cover	Disc	Bearing	Pilot	O.D.	Hub	Teeth
4	151"	2.5L	1980-82		91447	92247	93221	94185	95035	9-1/8	1-1/8	10
4	232"	3.8L	1979		91406					9	1-1/16	10
4	258"	4.2L	1979		91406					9	1-1/16	10

AMERICAN MOTORS Hydraulics

CONCORD

Cyl.	CC / CI	Liter	Year	Specifications	Master	Slave	Prefilled Master
4	151"	2.5L	1980-82		99258	99721	

EAGLE, KAMMBACK

Cyl.	CC / CI	Liter	Year	Specifications	Master	Slave	Prefilled Master
4	150"	2.5L	1983-84	AMC Engine	99259	99723	
4	151"	2.5L	1981-83	GM Engine	99258	99721	
6	258"	4.2L	1981-88	(from Engine # 011C03)	99260	99725	

SPIRIT

Cyl.	CC / CI	Liter	Year	Specifications	Master	Slave	Prefilled Master
4	151"	2.5L	1980-82		99258	99721	

ASUNA

SE, GT

Cyl.	CC / CI	Liter	Year	Specifications	Kit	Cover	Disc	Bearing	Pilot	O.D.	Hub	Teeth
4	1588cc	1.6L	1993	Canada	91192	92058	93058	94032		7-7/8	13/16	24

SUNFIRE

Cyl.	CC / CI	Liter	Year	Specifications	Kit	Cover	Disc	Bearing	Pilot	O.D.	Hub	Teeth
4	1788cc	1.8L	1993	Non Turbo Canada	91306	92184	93196	94057	95007	8-13/16	31/32	14

SUNRUNNER

Cyl.	CC / CI	Liter	Year	Specifications	Kit	Cover	Disc	Bearing	Pilot	O.D.	Hub	Teeth
4	1588cc	1.6L	1992-93	Canada All	91229	92155	93125	94055	95011	8-1/2	7/8	20

AUDI

80, 80 QUATTRO

Cyl.	CC / CI	Liter	Year	Specifications	Kit	Cover	Disc	Bearing	Pilot	O.D.	Hub	Teeth
4	1983cc	1.8L	1988-90	3A Engine	91867				95015	9	15/16	23
5	2309cc	2.3L	1988-92	NG Engine	91873				95001	9	15/16	23

90, 90 QUATTRO

Cyl.	CC / CI	Liter	Year	Specifications	Kit	Cover	Disc	Bearing	Pilot	O.D.	Hub	Teeth
5	2309cc	2.3L	1988-90	NG Engine	91873				95001	9	15/16	23
5	2309cc	2.3L	1990-91	20V, 7A Engine	91604					9	15/16	23
6	2771cc	2.8L	1993-85	AAH, AFC Engine	91522				95022	9-7/16	15/16	23

100 QUATTRO

Cyl.	CC / CI	Liter	Year	Specifications	Kit	Cover	Disc	Bearing	Pilot	O.D.	Hub	Teeth
5	2300cc	2.3L	1989-91	NF Engine Includes Wagon	91873				95001	9	15/16	23
6	2771cc	2.8L	1992-94	AAH Engine Includes Wagon	91522				95022	9-7/16	15/16	23

AUDI

100, LS, GL

Cyl.	CC / CI	Liter	Year	Specifications	Kit	Cover	Disc	Bearing	Pilot	O.D.	Hub	Teeth
4	1760cc	1.8L	1970-71	(to Engine # ZY 008 877)	91186					8-1/2	13/16	24
4	1760cc	1.8L	1971	(from Engine # ZY 008 878)	91247	92174	93194	94081	95053	8-1/2	13/16	24
4	1872cc	1.9L	1972-77	(from Engine # ZY 008 878)	91247	92174	93194	94081	95053	8-1/2	13/16	24

100, WAGON

Cyl.	CC / CI	Liter	Year	Specifications	Kit	Cover	Disc	Bearing	Pilot	O.D.	Hub	Teeth
6	2771cc	2.8L	1992-94	AAH Engine	91522				95022	9-7/16	15/16	23

200 TURBO, TURBO QUATTRO, TURBO WAGON QUATTRO

Cyl.	CC / CI	Liter	Year	Specifications	Kit	Cover	Disc	Bearing	Pilot	O.D.	Hub	Teeth
4	1588cc	1.6L	1980	(to 7/80)	91149	92022	93099	94081	95023	7-7/8	13/16	24
4	1600cc	1.6L	1982-83	Diesel	91884					7-1/2	13/16	24
4	1600cc	1.6L	1982-84	Turbo Diesel	91149	92022	93099	94081	95023	7-7/8	13/16	24
4	1700cc	1.7L	1981-83		91149	92022	93099	94081	95023	7-7/8	13/16	24
4	1780cc	1.8L	1984-87		91187	92117	93107	94081	95023	8-1/4	13/16	24
5	2144cc	2.2L	1980-84	WE Engine	91247	92174	93194	94081	95053	8-1/2	13/16	24
5	2226cc	2.2L	1989-91	3B and MC Engine	91874					9-7/16	13/16	24
5	2300cc	2.3L	1985-87	KX Engine Canada only	91411	92222	93197	94081	95053	9	13/16	24

4000 QUATTRO

Cyl.	CC / CI	Liter	Year	Specifications	Kit	Cover	Disc	Bearing	Pilot	O.D.	Hub	Teeth
5	2144cc	2.2L	1984-87	JT Engine	91411	92222	93197	94081	95053	9	13/16	24

4000

Cyl.	CC / CI	Liter	Year	Specifications	Kit	Cover	Disc	Bearing	Pilot	O.D.	Hub	Teeth
4	1588cc	1.6L	1980-83	Includes Turbo Diesel	91149	92022	93099	94081	95023	7-7/8	13/16	24
4	1588cc	1.6L	1982-83	Diesel	91884					7-1/2	13/16	24
4	1715cc	1.7L	1981-83		91149	92022	93099	94081	95023	7-7/8	13/16	24
4	1780cc	1.8L	1984-87		91187	92117	93107	94081	95023	8-1/4	13/16	24
5	2144cc	2.2L	1980-84	WE Engine	91247	92174	93194	94081	95053	8-1/2	13/16	24
5	2144cc	2.2L	1984-87	KX Engine Canada only	91411	92222	93197	94081	95053	9	13/16	24

5000 QUATTRO

Cyl.	CC / CI	Liter	Year	Specifications	Kit	Cover	Disc	Bearing	Pilot	O.D.	Hub	Teeth
5	2226cc	2.2L	1985-88	MC Engine Turbo	91860				95053	9-7/16	13/16	24

5000, 5000S

Cyl.	CC / CI	Liter	Year	Specifications	Kit	Cover	Disc	Bearing	Pilot	O.D.	Hub	Teeth
5	1986cc	2.2L	1979-82	Diesel	91883					8-1/2	13/16	24
5	2000cc	2.2L	1983-84	Turbo Diesel, DE Engine	91866					9	13/16	24
5	2144cc	2.2L	1978-79	WE, WD Engine	91411	92222	93197	94081	95053	9	13/16	24
5	2144cc	2.2L	1980-84	WE, WD, WU Engine	91160					8-1/2	13/16	24
5	2226cc	2.2L	1985-87	KZ Engine	91411	92222	93197	94081	95053	9	13/16	24
5	2309cc	2.3L	1987-88	NF Engine	91866					9	13/16	24

5000S QUATTRO

Cyl.	CC / CI	Liter	Year	Specifications	Kit	Cover	Disc	Bearing	Pilot	O.D.	Hub	Teeth
5	2309cc	2.3L	1987-88	Turbo NF Engine	91866					9	13/16	24

A3

Cyl.	CC / CI	Liter	Year	Specifications	Kit	Cover	Disc	Bearing	Pilot	O.D.	Hub	Teeth
4	2000cc	2.0L	2006	Turbo	91530					9-7/16	15/16	23

A4 QUATTRO

Cyl.	CC / CI	Liter	Year	Specifications	Kit	Cover	Disc	Bearing	Pilot	O.D.	Hub	Teeth
6	2976cc	2.8L	2002-05	6 Speed	91490					9-7/16	7/8	23

A4, A4 QUATTRO

Cyl.	CC / CI	Liter	Year	Specifications	Kit	Cover	Disc	Bearing	Pilot	O.D.	Hub	Teeth
4	1781cc	1.8L	1997-05	Turbo	91418					9	15/16	23
4	1984cc	1.8L	2005		91584							
6	2771cc	2.8L	1996-01	AHA, ATQ Engine	91522				95022	9-7/16	15/16	23

A6, A6 QUATTRO

Cyl.	CC / CI	Liter	Year	Specifications	Kit	Cover	Disc	Bearing	Pilot	O.D.	Hub	Teeth
6	2671cc	2.7L	2000-04		91560					9-7/16	15/16	23
6	2771cc	2.8L	1998-01	AFC Engine	91522				95022	9-7/16	15/16	23

ALLROAD QUATTRO

Cyl.	CC / CI	Liter	Year	Specifications	Kit	Cover	Disc	Bearing	Pilot	O.D.	Hub	Teeth
6	2671cc	2.7L	2001-05		91560					9-7/16	15/16	23

AUDI

CABRIOLET

Cyl.	CC / CI	Liter	Year	Specifications	Kit	Cover	Disc	Bearing	Pilot	O.D.	Hub	Teeth
6	2771cc	2.8L	1994	AHA Engine	91522				95022	9-7/16	15/16	23
6	2771cc	2.8L	1995-97	AFC Engine	91522				95022	9-7/16	15/16	23

COUPE

Cyl.	CC / CI	Liter	Year	Specifications	Kit	Cover	Disc	Bearing	Pilot	O.D.	Hub	Teeth
5	2144cc	2.2L	1981-84	WE Engine	91247	92174	93194	94081	95053	8-1/2	13/16	24
5	2226cc	2.2L	1984-87	KX Engine	91411	92222	93197	94081	95053	9	13/16	24
5	2309cc	2.3L	1987-90		91411	92222	93197	94081	95053	9	13/16	24

FOX

Cyl.	CC / CI	Liter	Year	Specifications	Kit	Cover	Disc	Bearing	Pilot	O.D.	Hub	Teeth
4	1471cc	1.5L	1973-74		91149	92022	93099	94081	95023	7-7/8	13/16	24
4	1588cc	1.6L	1975-79		91149	92022	93099	94081	95023	7-7/8	13/16	24

S4, S4 AVANT

Cyl.	CC / CI	Liter	Year	Specifications	Kit	Cover	Disc	Bearing	Pilot	O.D.	Hub	Teeth
5	2226cc	2.2L	1992-94	20V Turbo, AAN Engine	91526					9-7/16	15/16	23
6	2671cc	2.7L	2000		91560					9-7/16	15/16	23
6	2671cc	2.7L	2001-02	Includes Avant	91528					9-7/16	15/16	23
8	4172cc	4.2L	2004-06	Includes Avant	91348							

S6, S6 QUATTRO

Cyl.	CC / CI	Liter	Year	Specifications	Kit	Cover	Disc	Bearing	Pilot	O.D.	Hub	Teeth
5	2226cc	2.2L	1995-97	20V Turbo, AAN Engine	91526					9-7/16	15/16	23

TT

Cyl.	CC / CI	Liter	Year	Specifications	Kit	Cover	Disc	Bearing	Pilot	O.D.	Hub	Teeth
4	1781cc	1.8L	2000-01	(to Ch. # 8N1006000)	91302							
4	1781cc	1.8L	2001-02	(from Ch. # 8N1006001)	91326F							
4	1781cc	1.8L	2001-02	Solid Flywheel Conversion Kit Includes Flywheel	91405F							

TT QUATTRO

Cyl.	CC / CI	Liter	Year	Specifications	Kit	Cover	Disc	Bearing	Pilot	O.D.	Hub	Teeth
4	1781cc	1.8L	2000-06	6 Speed	91530							
4	1781cc	1.8L	2002	5 Speed	91326F							
4	1781cc	1.8L	2002	Solid Flywheel Conversion Kit Includes Flywheel	91405F							

V8 QUATTRO

Cyl.	CC / CI	Liter	Year	Specifications	Kit	Cover	Disc	Bearing	Pilot	O.D.	Hub	Teeth
8	3562cc	3.6L	1990-92	PT Engine	91533					9-7/16	15/16	23
8	4172cc	4.2L	1992-94		91533					9-7/16	15/16	23

AUDI Hydraulics

4000 S, CS QUATRR0

Cyl.	CC / CI	Liter	Year	Specifications	Master	Slave	Prefilled Master
5	2226cc	2.2L	1984-87	JT Engine	99196	99728	

TT QUATTRO

Cyl.	CC / CI	Liter	Year	Specifications	Master	Slave	Prefilled Master
4	1781cc	1.8L	2000-06	6 Speed	99287		
4	1781cc	1.8L	2002	5 Speed	99287		

TT

Cyl.	CC / CI	Liter	Year	Specifications	Master	Slave	Prefilled Master
4	1781cc	1.8L	2000-01	5 Speed (to Ch.# 8N1006000)	99287		
4	1781cc	1.8L	2001-02	(from Ch. # 8N1006001)	99287		

BMW

3

Cyl.	CC / CI	Liter	Year	Specifications	Kit	Cover	Disc	Bearing	Pilot	O.D.	Hub	Teeth
6	3000cc	3.0L	1969-73	CS, CSI, SI	91484					9-7/16	1-1/8	10
6	3000cc	3.0L	1974-76	ES, CSI, SI	91855	92208	93188	94072	95007	9-7/16	1-1/8	10

3.3

Cyl.	CC / CI	Liter	Year	Specifications	Kit	Cover	Disc	Bearing	Pilot	O.D.	Hub	Teeth
6	3300cc	3.3L	1973-75		91855	92208	93188	94072	95007	9-7/16	1-1/8	10

318 I, IC, IS, TI

Cyl.	CC / CI	Liter	Year	Specifications	Kit	Cover	Disc	Bearing	Pilot	O.D.	Hub	Teeth
4	1796cc	1.8L	1984-85		91251	92140	93144	94072	95007	8-1/2	1-1/8	10

BMW**318 I, IC, IS, TI**

Cyl.	CC / CI	Liter	Year	Specifications	Kit	Cover	Disc	Bearing	Pilot	O.D.	Hub	Teeth
4	1796cc	1.8L	1991-95	Without Air Conditioning	91168					8-1/2	1-1/8	10
4	1796cc	1.8L	1991-95	With Air Conditioning	91216				95001	8-1/2	1-1/8	10
4	1895cc	1.9L	1996-98	Without Air Conditioning	91168					8-1/2	1-1/8	10
4	1895cc	1.9L	1996-99	With Air Conditioning	91216				95001	8-1/2	1-1/8	10

320 I

Cyl.	CC / CI	Liter	Year	Specifications	Kit	Cover	Disc	Bearing	Pilot	O.D.	Hub	Teeth
4	1800cc	1.8L	1980-83		91251	92140	93144	94072	95007	8-1/2	1-1/8	10
4	2000cc	2.0L	1977-79		91251	92140	93144	94072	95007	8-1/2	1-1/8	10

323 CI, I

Cyl.	CC / CI	Liter	Year	Specifications	Kit	Cover	Disc	Bearing	Pilot	O.D.	Hub	Teeth
6	2494cc	2.5L	1999-00	CI, I With Dual Mass Flywheel	91359					9	1-1/8	10

323 IC

Cyl.	CC / CI	Liter	Year	Specifications	Kit	Cover	Disc	Bearing	Pilot	O.D.	Hub	Teeth
6	2494cc	2.5L	1998-99		91417				95001	9	1-1/8	10

325 CI, I, XI

Cyl.	CC / CI	Liter	Year	Specifications	Kit	Cover	Disc	Bearing	Pilot	O.D.	Hub	Teeth
6	2494cc	2.5L	2001-05		91359					9	1-1/8	10
6	2494cc	2.5L	2001-05	XI (to 2/01)	91492					9-7/16	1-1/8	10

325 E, ES

Cyl.	CC / CI	Liter	Year	Specifications	Kit	Cover	Disc	Bearing	Pilot	O.D.	Hub	Teeth
6	2700cc	2.7L	1982-86		91419	92230	93186	94072	95007	9	1-1/8	10
6	2700cc	2.7L	1987-89		91417				95001	9	1-1/8	10

325 I, IS

Cyl.	CC / CI	Liter	Year	Specifications	Kit	Cover	Disc	Bearing	Pilot	O.D.	Hub	Teeth
6	2494cc	2.5L	1992-95		91417				95001	9	1-1/8	10

325 I, IS, IC

Cyl.	CC / CI	Liter	Year	Specifications	Kit	Cover	Disc	Bearing	Pilot	O.D.	Hub	Teeth
6	2494cc	2.5L	1986-91		91419	92230	93186	94072	95007	9	1-1/8	10

325 IC

Cyl.	CC / CI	Liter	Year	Specifications	Kit	Cover	Disc	Bearing	Pilot	O.D.	Hub	Teeth
6	2494cc	2.5L	1992-93		91419	92230	93186	94072	95007	9	1-1/8	10
6	2494cc	2.5L	1994-95		91417				95001	9	1-1/8	10

325 IX

Cyl.	CC / CI	Liter	Year	Specifications	Kit	Cover	Disc	Bearing	Pilot	O.D.	Hub	Teeth
6	2494cc	2.5L	1987-93	With All Wheel Drive	91415	92230	93184	94072	95007	9	1-1/8	10

328 CI, I, IC, IS

Cyl.	CC / CI	Liter	Year	Specifications	Kit	Cover	Disc	Bearing	Pilot	O.D.	Hub	Teeth
6	2793cc	2.8L	1996-98	I, IS	91512	92254	93175	94072	95001	9-1/2	1-1/8	10
6	2793cc	2.8L	1999	I	91508					9	1-1/8	10
6	2793cc	2.8L	1999	IC	91512	92254	93175	94072	95001	9-1/2	1-1/8	10
6	2793cc	2.8L	2000	CI, I	91508					9	1-1/8	10

330 CI, I, XI

Cyl.	CC / CI	Liter	Year	Specifications	Kit	Cover	Disc	Bearing	Pilot	O.D.	Hub	Teeth
6	2979cc	3.0L	2001-05	CI, I, XI (to 2/01)	91492					9-7/16	1-1/8	10

524 TD

Cyl.	CC / CI	Liter	Year	Specifications	Kit	Cover	Disc	Bearing	Pilot	O.D.	Hub	Teeth
6	2400cc	2.4L	1982-86	(to 12/85)	91419	92230	93186	94072	95007	9	1-1/8	10
6	2400cc	2.4L	1986	(from 1/86) With Dual Mass Flywheel	91417				95001	9	1-1/8	10

525 I, IT

Cyl.	CC / CI	Liter	Year	Specifications	Kit	Cover	Disc	Bearing	Pilot	O.D.	Hub	Teeth
6	2494cc	2.5L	1981-84	(to 3/84)	91855	92208	93188	94072	95007	9-7/16	1-1/8	10
6	2494cc	2.5L	1984-88	(from 4/84) (to 1/88)	91504					9-7/16	1-1/8	10
6	2494cc	2.5L	1989-90	(from 2/88)	91419	92230	93186	94072	95007	9	1-1/8	10
6	2494cc	2.5L	1991-95		91417				95001	9	1-1/8	10
6	2494cc	2.5L	2001-06		91359					9	1-1/8	10

528 E, I, IT

Cyl.	CC / CI	Liter	Year	Specifications	Kit	Cover	Disc	Bearing	Pilot	O.D.	Hub	Teeth
6	2700cc	2.7L	1982-86	(to 4/86)	91419	92230	93186	94072	95007	9	1-1/8	10

BMW**528 E, I, IT**

Cyl.	CC / CI	Liter	Year	Specifications	Kit	Cover	Disc	Bearing	Pilot	O.D.	Hub	Teeth
6	2700cc	2.7L	1986-88	(from 5/86) With Dual Mass Flywheel	91417				95001	9	1-1/8	10
6	2800cc	2.8L	1975-84	(to 3/84)	91855	92208	93188	94072	95007	9-7/16	1-1/8	10
6	2800cc	2.8L	1984-88	(from 4/84) (to 1/88)	91504					9-7/16	1-1/8	10
6	2800cc	2.8L	1997-99		91512	92254	93175	94072	95001	9-1/2	1-1/8	10
6	2800cc	2.8L	1999-00		91508					9	1-1/8	10

530 I

Cyl.	CC / CI	Liter	Year	Specifications	Kit	Cover	Disc	Bearing	Pilot	O.D.	Hub	Teeth
6	2979cc	3.0L	1975-78		91855	92208	93188	94072	95007	9-7/16	1-1/8	10
6	2979cc	3.0L	2001-05		91492					9-7/16	1-1/8	10

533 I

Cyl.	CC / CI	Liter	Year	Specifications	Kit	Cover	Disc	Bearing	Pilot	O.D.	Hub	Teeth
6	3210cc	3.2L	1983-84	(to 3/84)	91855	92208	93188	94072	95007	9-7/16	1-1/8	10
6	3210cc	3.2L	1984-88	(from 4/84)	91504					9-7/16	1-1/8	10

535 I

Cyl.	CC / CI	Liter	Year	Specifications	Kit	Cover	Disc	Bearing	Pilot	O.D.	Hub	Teeth
6	3430cc	3.5L	1985-88	(to 11/87)	91855	92208	93188	94072	95007	9-7/16	1-1/8	10
6	3430cc	3.5L	1988-93	(from 12/87)	91502				95007	9-7/16	1-1/8	10

540 I, IT

Cyl.	CC / CI	Liter	Year	Specifications	Kit	Cover	Disc	Bearing	Pilot	O.D.	Hub	Teeth
8	4398cc	4.4L	1997-03	(to 8/97)	91550					9-7/16	1-3/8	10

545I

Cyl.	CC / CI	Liter	Year	Specifications	Kit	Cover	Disc	Bearing	Pilot	O.D.	Hub	Teeth
8	4398cc	4.4L	2004-05		91594							

630CSI, 633CSI, 635CSI

Cyl.	CC / CI	Liter	Year	Specifications	Kit	Cover	Disc	Bearing	Pilot	O.D.	Hub	Teeth
6	3000cc	3.0L	1977		91855	92208	93188	94072	95007	9-7/16	1-1/8	10
6	3210cc	3.2L	1977-84	(to 8/82)	91855	92208	93188	94072	95007	9-7/16	1-1/8	10
6	3210cc	3.2L	1984-85	(from 4/84)	91504					9-7/16	1-1/8	10
6	3430cc	3.5L	1985-89		91504					9-7/16	1-1/8	10

645CI

Cyl.	CC / CI	Liter	Year	Specifications	Kit	Cover	Disc	Bearing	Pilot	O.D.	Hub	Teeth
6	3210cc	3.2L	1978-84	(to 3/84)	91855	92208	93188	94072	95007	9-7/16	1-1/8	10
6	3210cc	3.2L	1984-87	(from 4/84)	91504					9-7/16	1-1/8	10
6	3430cc	3.5L	1988-92	(from 1/87)	91502				95007	9-7/16	1-1/8	10

2500

Cyl.	CC / CI	Liter	Year	Specifications	Kit	Cover	Disc	Bearing	Pilot	O.D.	Hub	Teeth
6	2500cc	2.5L	1969-73		91484					9-7/16	1-1/8	10

2800

Cyl.	CC / CI	Liter	Year	Specifications	Kit	Cover	Disc	Bearing	Pilot	O.D.	Hub	Teeth
6	2800cc	2.8L	1969-73		91484					9-7/16	1-1/8	10
6	2800cc	2.8L	1974-76		91855	92208	93188	94072	95007	9-7/16	1-1/8	10

2002, 2002TII

Cyl.	CC / CI	Liter	Year	Specifications	Kit	Cover	Disc	Bearing	Pilot	O.D.	Hub	Teeth
4	1990cc	2.0L	1974-76	Except TII	91251	92140	93144	94072	95007	8-1/2	1-1/8	10

BAVARIA

Cyl.	CC / CI	Liter	Year	Specifications	Kit	Cover	Disc	Bearing	Pilot	O.D.	Hub	Teeth
6	2800cc	2.8L	1969-73		91484					9-7/16	1-1/8	10
6	2985cc	3.0L	1972-74		91484					9-7/16	1-1/8	10
6	2985cc	3.0L	1974-76		91855	92208	93188	94072	95007	9-7/16	1-1/8	10

M3

Cyl.	CC / CI	Liter	Year	Specifications	Kit	Cover	Disc	Bearing	Pilot	O.D.	Hub	Teeth
4	2300cc	2.3L	1987-91		91290					9	1-1/8	10
6	3000cc	3.0L	1995-96		91891				95001	9-7/16	1-1/8	10
6	3200cc	3.2L	1996-99	5 Speed	91552					9-7/16	1-1/8	10
6	3200cc	3.2L	2001-06	6 Speed	91538					9-7/16	1-3/8	10

M5

Cyl.	CC / CI	Liter	Year	Specifications	Kit	Cover	Disc	Bearing	Pilot	O.D.	Hub	Teeth
6	3600cc	3.6L	1987-93	(to 5/88)	91503	92258	93188	94072	95007	9-7/16	1-1/8	10
8	5000cc	5.0L	2000-03		91540					9-7/16	1-3/8	10

BMW

M6												
Cyl.	CC / CI	Liter	Year	Specifications	Kit	Cover	Disc	Bearing	Pilot	O.D.	Hub	Teeth
6	3453cc	3.5L	1987-91		91503	92258	93188	94072	95007	9-7/16	1-1/8	10

Z3												
Cyl.	CC / CI	Liter	Year	Specifications	Kit	Cover	Disc	Bearing	Pilot	O.D.	Hub	Teeth
6	2793cc	2.8L	1997-98	(to 9/98)	91512	92254	93175	94072	95001	9-1/2	1-1/8	10
6	2793cc	2.8L	1998-00	(from 10/98)	91508					9	1-1/8	10
6	2979cc	3.0L	2001-02		91492					9-7/16	1-1/8	10
6	3246cc	3.2L	1998-02		91552					9-7/16	1-1/8	10

Z4												
Cyl.	CC / CI	Liter	Year	Specifications	Kit	Cover	Disc	Bearing	Pilot	O.D.	Hub	Teeth
6	2494cc	2.5L	2003-05	6 Speed	91582					9-1/2	1-5/32	22
6	2979cc	3.0L	2003-05		91582					9-1/2	1-5/32	22

Z8												
Cyl.	CC / CI	Liter	Year	Specifications	Kit	Cover	Disc	Bearing	Pilot	O.D.	Hub	Teeth
8	5000cc	5.0L	2001-03		91540					9-7/16	1-3/8	10

BMW Hydraulics

318												
Cyl.	CC / CI	Liter	Year	Specifications	Master	Slave	Prefilled Master					
4	1766cc	1.8L	1984-85	i, E30	99009	99407						

320												
Cyl.	CC / CI	Liter	Year	Specifications	Master	Slave	Prefilled Master					
4	1990cc	2.0L	1977-79	E21	99011	99407						

325												
Cyl.	CC / CI	Liter	Year	Specifications	Master	Slave	Prefilled Master					
6	2494cc	2.5L	1992-95	i, ic, is, E36 With DMF	99015	99409						
6	2500cc	2.5L	1987-93	i, ic, ix, E30, Includes 4WD (from 4/86)	99009	99409						

328												
Cyl.	CC / CI	Liter	Year	Specifications	Master	Slave	Prefilled Master					
6	2793cc	2.8L	1996-99	i, ic, is, E36 (to 3/99)	99015	99409						
6	2793cc	2.8L	1999-00	CI, I, E46 (from 4/99)	99015	99409						

533												
Cyl.	CC / CI	Liter	Year	Specifications	Master	Slave	Prefilled Master					
6	3210cc	3.3L	1983-84	i, E28	99009	99407						

535												
Cyl.	CC / CI	Liter	Year	Specifications	Master	Slave	Prefilled Master					
6	3430cc	3.5L	1985-88	i, is, E28	99009	99407						
6	3430cc	3.5L	1989-93	i, is, E34 With DMF	99013	99405						

635												
Cyl.	CC / CI	Liter	Year	Specifications	Master	Slave	Prefilled Master					
6	3430cc	3.4L	1985-89	CSi, E24	99009	99407						

733i												
Cyl.	CC / CI	Liter	Year	Specifications	Master	Slave	Prefilled Master					
6	3300cc	3.3L	1984	(from 4/84)	99011	99405						

735i, 735iL												
Cyl.	CC / CI	Liter	Year	Specifications	Master	Slave	Prefilled Master					
6	3500cc	3.5L	1985-87	E23 (12/86)	99011	99405						
6	3500cc	3.5L	1988-92	E32	99011	99405						

M5												
Cyl.	CC / CI	Liter	Year	Specifications	Master	Slave	Prefilled Master					
6	3500cc	3.5L	1988	E28 (to 6/88)	99009	99407						
6	3553cc	3.6L	1991-93	E34	99009	99407						

M635												
Cyl.	CC / CI	Liter	Year	Specifications	Master	Slave	Prefilled Master					
6	3430cc	3.5L	1988	CSi, E24	99009	99407						

M6												
Cyl.	CC / CI	Liter	Year	Specifications	Master	Slave	Prefilled Master					
6	3453cc	3.5L	1987-88	E24	99009	99407						
6	3500cc	3.5L	1989-91	E24	99009	99407						

BMW LIGHT TRUCK

X5

Cyl.	CC / CI	Liter	Year	Specifications	Kit	Cover	Disc	Bearing	Pilot	O.D.	Hub	Teeth
6	2979cc	3.0	2001-05		91492					9-7/16	1-1/8	10

BUICK

All

Cyl.	CC / CI	Liter	Year	Specifications	Kit	Cover	Disc	Bearing	Pilot	O.D.	Hub	Teeth
8	181"	3.0L	1964	Special V-8	91576	92309	93247	94117	95035	10	1-1/8	10
8	450"		1965-70		91619	92305	93257	94169	95035	10.4	1-1/8	10
8	460"		1968-70		91723	92335	93295	94121	95035	11	1-1/8	10

APOLLO

Cyl.	CC / CI	Liter	Year	Specifications	Kit	Cover	Disc	Bearing	Pilot	O.D.	Hub	Teeth
6	250"	4.1L	1973-75		91619	92305	93257	94169	95035	10.4	1-1/8	10

CENTURION, CENTURY, ELECTRA, GS, LE SABRE, REGAL (To 1976), SKYLARK (TO 1976), SPECIAL, SPECIAL DELUXE, WILDCAT

Cyl.	CC / CI	Liter	Year	Specifications	Kit	Cover	Disc	Bearing	Pilot	O.D.	Hub	Teeth
6	225"	3.7L	1964-75		91619	92305	93257	94169	95035	10.4	1-1/8	10
6	231"	3.8L	1975-77		91443	92247	93221	94167	95035	9-1/8	1-1/8	10
6	250"	4.1L	1964-75		91619	92305	93257	94169	95035	10.4	1-1/8	10

CENTURY AND REGAL

Cyl.	CC / CI	Liter	Year	Specifications	Kit	Cover	Disc	Bearing	Pilot	O.D.	Hub	Teeth
6	173"	2.8L	1988-89		91465	92239	93217	94137		9-1/8	1	14
6	196"	3.2L	1978		91619	92305	93257	94169	95035	10.4	1-1/8	10
6	196"	3.2L	1979		91631	92309	93257	94121	95036	10.4	1-1/8	10
6	231"	3.8L	1977-78		91619	92305	93257	94169	95035	10.4	1-1/8	10
6	231"	3.8L	1979-81		91631	92309	93257	94121	95036	10.4	1-1/8	10

REGAL (To 1976), SKYLARK (TO 1976), SPECIAL DELUXE, WILDCAT

Cyl.	CC / CI	Liter	Year	Specifications	Kit	Cover	Disc	Bearing	Pilot	O.D.	Hub	Teeth
8	260"	4.3L	1976	Skylark	91577	92297	93247	94169	95035	10	1-1/8	10
8	300"	4.9L	1964-67		91619	92305	93257	94169	95035	10.4	1-1/8	10
8	340"	5.6L	1967		91631	92309	93257	94121	95036	10.4	1-1/8	10
8	350"	5.7L	1968-71	3 Speed (With 11" Clutch)	91723	92335	93295	94121	95035	11	1-1/8	10
8	350"	5.7L	1968-73	4 Speed	91613	92305	93259	94169	95035	10.4	1-1/8	26
8	350"	5.7L	1968-73	3 Speed (With 10-1/2" Clutch)	91631	92309	93257	94121	95036	10.4	1-1/8	10
8	401"	6.6L	1966-70		91723	92335	93295	94121	95035	11	1-1/8	10
8	455"	7.5L	1970-71	4 Speed	91723	92335	93295	94121	95035	11	1-1/8	10
8	455"	7.5L	1971-73	4 Speed (4 BBL Carburetor)	91709	92335	93279	94167	95035	11	1-1/8	26

SKYHAWK

Cyl.	CC / CI	Liter	Year	Specifications	Kit	Cover	Disc	Bearing	Pilot	O.D.	Hub	Teeth
4	112"	1.8L	1982	4 Speed	91169	92109	93101	94117		8	1	14
4	112"	1.8L	1983-86	O-Type 4 Speed	91289	92169	93161	94117		8-1/2	1	14
4	112"	1.8L	1983-86	O-Type 5 Speed	91301	92169	93161	94057		8-1/2	1	14
4	112"	1.8L	1984-86	4 Speed, Turbo	91263	92173	93161	94117		8-1/2	1	14
4	121"	2.0L	1983-86	4 Speed	91169	92109	93101	94117		8	1	14
4	121"	2.0L	1983-86	5 Speed	91299	92145	93161	94057	95047	8-1/2	1	14
4	121"	2.0L	1987	1-Type, 4 Speed	91463	92237	93217	94117	95003	9-1/8	1	14
4	121"	2.0L	1987-88	K-Type (O.E. Kit Is 8")	91301	92169	93161	94057		8-1/2	1	14
4	151"	2.5L	1978-81		91443	92247	93221	94167	95035	9-1/8	1-1/8	10
6	231"	3.8L	1976-78		91443	92247	93221	94167	95035	9-1/8	1-1/8	10
6	231"	3.8L	1979-80		91631	92309	93257	94121	95036	10.4	1-1/8	10

SKYLARK (From 1978)

Cyl.	CC / CI	Liter	Year	Specifications	Kit	Cover	Disc	Bearing	Pilot	O.D.	Hub	Teeth
4	151"	2.5L	1980-85		91463	92237	93217	94117	95003	9-1/8	1	14
6	173"	2.8L	1980-85		91463	92237	93217	94117	95003	9-1/8	1	14
6	231"	3.8L	1978-79	3 Speed	91619	92305	93257	94169	95035	10.4	1-1/8	10
6	231"	3.8L	1978-79	4 Speed	91631	92309	93257	94121	95036	10.4	1-1/8	10

SOMERSET REGAL

Cyl.	CC / CI	Liter	Year	Specifications	Kit	Cover	Disc	Bearing	Pilot	O.D.	Hub	Teeth
4	151"	2.5L	1985-89		91299	92145	93161	94057	95047	8-1/2	1	14
6	181"	3.0L	1987-89		91299	92145	93161	94057	95047	8-1/2	1	14

BUICK Hydraulics

SKYHAWK (4 cyl., 4 Speed)

Cyl.	CC / CI	Liter	Year	Specifications	Master	Slave	Prefilled Master
------	---------	-------	------	----------------	--------	-------	------------------

BUICK Hydraulics

SKYHAWK (4 cyl., 4 Speed)

Cyl.	CC / CI	Liter	Year	Specifications	Master	Slave	Prefilled Master
4	112"	1.8L	1985-86	Except Turbo	99104	99466	
4	112"	1.8L	1985-86	Turbo	99104	99466	
4	121"	2.0L	1985-87	"1" engine, 9 1/8" disc	99104	99466	

SKYHAWK (4 cyl., 5 Speed)

Cyl.	CC / CI	Liter	Year	Specifications	Master	Slave	Prefilled Master
4	121"	2.0L	1985-86		99104	99466	
4	121"	2.0L	1987	"1" engine	99116	99466	
4	121"	2.0L	1987	Turbo	99116	99466	
4	121"	2.0L	1987-88	K Engine	99116	99466	99957

SOMMERSET, REGAL, & SKYLARK

Cyl.	CC / CI	Liter	Year	Specifications	Master	Slave	Prefilled Master
4	151"	2.5L	1985-86		99118	99466	
4	151"	2.5L	1987-89		99110	99466	

CADILLAC

CIMARRON

Cyl.	CC / CI	Liter	Year	Specifications	Kit	Cover	Disc	Bearing	Pilot	O.D.	Hub	Teeth
4	112"	1.8L	1982		91169	92109	93101	94117		8	1	14
4	121"	2.0L	1983-86		91299	92145	93161	94057	95047	8-1/2	1	14
6	173"	2.8L	1985-86		91463	92237	93217	94117	95003	9-1/8	1	14
6	173"	2.8L	1987-88		91465	92239	93217	94137		9-1/8	1	14

CTS

Cyl.	CC / CI	Liter	Year	Specifications	Kit	Cover	Disc	Bearing	Pilot	O.D.	Hub	Teeth
6	197"	3.2L	2003-04		91586					9-7/16	1	14
6	217"	3.6L	2005-06		91362					9-1/8	1	14
8	350"	5.7L	2004-05		91364					9-1/8	1	14

CADILLAC Hydraulics

CIMMARON

Cyl.	CC / CI	Liter	Year	Specifications	Master	Slave	Prefilled Master
4	121"	2.0L	1983-86		99104	99466	
6	173"	2.8L	1987-88		99116	99466	99957

CHECKER

CHECKER

Cyl.	CC / CI	Liter	Year	Specifications	Kit	Cover	Disc	Bearing	Pilot	O.D.	Hub	Teeth
6	230"	3.8L	1965-71		91679	92325	93295	94169	95035	11	1-1/8	10
6	250"	4.1L	1965-71		91679	92325	93295	94169	95035	11	1-1/8	10
8	327"	5.4L	1969-74		91679	92325	93295	94169	95035	11	1-1/8	10
8	350"	5.7L	1969-79		91745	92345	93301	94167	95035	11-7/8	1-1/8	10
8	350"	5.7L	1969-79	Diaphragm	91755	92343	93301	94121	95035	11-7/8	1-1/8	10

CHEVROLET

AVEO

Cyl.	CC / CI	Liter	Year	Specifications	Kit	Cover	Disc	Bearing	Pilot	O.D.	Hub	Teeth
4	1600cc	1.6L	2004-06		91470					8-1/2	7/8	24

BEL AIR, BISCAYNE, CAPRICE, IMPALA

Cyl.	CC / CI	Liter	Year	Specifications	Kit	Cover	Disc	Bearing	Pilot	O.D.	Hub	Teeth
6	235"	3.9L	1938-53		91577	92297	93247	94169	95035	10	1-1/8	10
6	235"	3.9L	1946-61		91619	92305	93257	94169	95035	10.4	1-1/8	10
6	235"	3.9L	1955-61		91679	92325	93295	94169	95035	11	1-1/8	10
6	235"	3.9L	1957-62		91631	92309	93257	94121	95036	10.4	1-1/8	10
6	235"	3.9L	1962		91619	92305	93257	94169	95035	10.4	1-1/8	10
6	250"	4.1L	1966-73		91619	92305	93257	94169	95035	10.4	1-1/8	10
6	250"	4.1L	1972-73		91723	92335	93295	94121	95035	11	1-1/8	10
8	265"	4.3L	1956-57		91679	92325	93295	94169	95035	11	1-1/8	10
8	265"	4.3L	1957-62		91631	92309	93257	94121	95036	10.4	1-1/8	10
8	283"	4.6L	1956-67		91619	92305	93257	94169	95035	10.4	1-1/8	10
8	283"	4.6L	1962-64		91631	92309	93257	94121	95036	10.4	1-1/8	10
8	327"	5.4L	1962-69		91631	92309	93257	94121	95036	10.4	1-1/8	10
8	327"	5.4L	1962-69		91723	92335	93295	94121	95035	11	1-1/8	10
8	348"	5.7L	1957-62		91745	92345	93301	94167	95035	11-7/8	1-1/8	10
8	348"	5.7L	1968-72		91723	92335	93295	94121	95035	11	1-1/8	10
8	348"	5.7L	1969-72		91631	92309	93257	94121	95036	10.4	1-1/8	10

CHEVROLET

BEL AIR, BISLAYNE, CAPRICE, IMPALA

Cyl.	CC / CI	Liter	Year	Specifications	Kit	Cover	Disc	Bearing	Pilot	O.D.	Hub	Teeth
8	348"	5.7L	1971	Muncie 4 Speed	91709	92335	93279	94167	95035	11	1-1/8	26
8	396"	6.5L	1966-69		91723	92335	93295	94121	95035	11	1-1/8	10
8	409"	6.7L	1962-64		91631	92309	93257	94121	95036	10.4	1-1/8	10
8	427"	7.0L	1966-69		91723	92335	93295	94121	95035	11	1-1/8	10

BERETTA, Z26

Cyl.	CC / CI	Liter	Year	Specifications	Kit	Cover	Disc	Bearing	Pilot	O.D.	Hub	Teeth
4	121"	2.0L	1987-89	Muncie 4 Speed	91238	92145	93161	94137		8-1/2	1	14
4	134"	2.2L	1995-96		91280	92177	93161	94191		8-1/2	1	14
4	173"	2.3L	1990-92	Muncie 4 Speed	91465	92239	93217	94137		9-1/8	1	14
4	173"	2.3L	1993-94	NVG T550 5 Speed	91462	92239	93217	94187		9-1/8	1	14
6	173"	2.8L	1987-88	Isuzu 5 Speed	91435	92245	93217	94057		9-1/8	1	14
6	173"	2.8L	1987-89	Muncie 4 Speed	91465	92239	93217	94137		9-1/8	1	14
6	191"	3.1L	1990-92	5 Speed	91465	92239	93217	94137		9-1/8	1	14
6	191"	3.1L	1993-95	5 Speed	91462	92239	93217	94187		9-1/8	1	14

CAMARO, Z28

Cyl.	CC / CI	Liter	Year	Specifications	Kit	Cover	Disc	Bearing	Pilot	O.D.	Hub	Teeth
4	151"	2.5L	1982-84	4 Speed	91460	92235	93221	94167	95035	9-1/8	1-1/8	10
4	151"	2.5L	1983-87	5 Speed	91469	92241	93219	94121	95035	9-1/8	1	14
6	173"	2.8L	1982-83		91432	92279	93220	94167	95004	9-1/8	1-1/8	10
6	173"	2.8L	1984	4 Speed	91432	92279	93220	94167	95004	9-1/8	1-1/8	10
6	173"	2.8L	1984	5 Speed	91549	92243	93235	94121	95004	9-11/16	1	14
6	173"	2.8L	1985-89		91469	92241	93219	94121	95035	9-1/8	1	14
6	191"	3.1L	1990-92		91469	92241	93219	94121	95035	9-1/8	1	14
6	207"	3.4L	1993-95		91547	92284	93230	94121	95003	9-11/16	1-1/8	26
6	230"	3.8L	1967-78		91619	92305	93257	94169	95035	10.4	1-1/8	10
6	230"	3.8L	1980-81		91631	92309	93257	94121	95036	10.4	1-1/8	10
6	230"	3.8L	1996-02		91545	92288	93230	94192	95003	9-11/16	1-1/8	26
6	250"	4.1L	1967-78		91619	92305	93257	94169	95035	10.4	1-1/8	10
6	250"	4.1L	1979		91631	92309	93257	94121	95036	10.4	1-1/8	10
8	283"	4.6L	1967		91619	92305	93257	94169	95035	10.4	1-1/8	10
8	302"	5.0L	1968-70		91631	92309	93257	94121	95036	10.4	1-1/8	10
8	305"	5.0L	1976-92	3 Speed, 4Speed, 2 BBL	91619	92305	93257	94169	95035	10.4	1-1/8	10
8	305"	5.0L	1977	3 BBL	91631	92309	93257	94121	95036	10.4	1-1/8	10
8	305"	5.0L	1977-78		91619	92305	93257	94169	95035	10.4	1-1/8	10
8	305"	5.0L	1979-82	4 Speed	91631	92309	93257	94121	95036	10.4	1-1/8	10
8	305"	5.0L	1981	Z28	91709	92335	93279	94167	95035	11	1-1/8	26
8	305"	5.0L	1982-84		91338	92309	93257	94121	95036			
8	305"	5.0L	1985-92		91633	92309	93259	94121	95035	10.4	1-1/8	26
8	307"	5.0L	1968-73	3 Speed, 2 BBL	91619	92305	93257	94169	95035	10.4	1-1/8	10
8	350"	5.7L	1967-70	11" Cover	91723	92335	93295	94121	95035	11	1-1/8	10
8	350"	5.7L	1969-77	Saginaw Trans. With 10-1/2" Cover	91631	92309	93257	94121	95036	10.4	1-1/8	10
8	350"	5.7L	1971-77	Muncie Transmission With 11" Cover	91709	92335	93279	94167	95035	11	1-1/8	26
8	350"	5.7L	1977-79	M-20 Transmission With 10-1/2" Cover	91631	92309	93257	94121	95036	10.4	1-1/8	10
8	350"	5.7L	1977-81	M-21 Transmission With 11" Cover	91709	92335	93279	94167	95035	11	1-1/8	26
8	350"	5.7L	1987-92		91338	92309	93257	94121	95036			
8	350"	5.7L	1993-97		91703	92332	93276		95036	11	1-1/8	26
8	396"	6.5L	1967-70	11" Cover	91723	92335	93295	94121	95035	11	1-1/8	10
8	396"	6.5L	1971		91709	92335	93279	94167	95035	11	1-1/8	26
8	400"	6.6L	1977	4 Speed, 4 BBL Carburetor	91709	92335	93279	94167	95035	11	1-1/8	26

CAVALIER

Cyl.	CC / CI	Liter	Year	Specifications	Kit	Cover	Disc	Bearing	Pilot	O.D.	Hub	Teeth
4	112"	1.8L	1982		91169	92109	93101	94117		8	1	14
4	121"	2.0L	1982-86	Muncie 4 Speed	91169	92109	93101	94117		8	1	14
4	121"	2.0L	1982-86	Isuzu 5 Speed	91299	92145	93161	94057	95047	8-1/2	1	14
4	121"	2.0L	1987-89	Isuzu 5 Speed	91334	92145	93113	94057	95035			
4	121"	2.0L	1987-89	Muncie 4 Speed	91463	92237	93217	94117	95003	9-1/8	1	14
4	134"	2.2L	1989-94		91299	92145	93161	94057	95047	8-1/2	1	14
4	134"	2.2L	1995-99		91280	92177	93161	94191		8-1/2	1	14
4	134"	2.2L	2000-02	Except DOHC	91282					8-1/2	1	14
4	134"	2.2L	2002-05	DOHC	91278					8-1/2	1	14

CHEVROLET

CAVALIER

Cyl.	CC / CI	Liter	Year	Specifications	Kit	Cover	Disc	Bearing	Pilot	O.D.	Hub	Teeth
4	138"	2.3L	1995-99		91389	92188	93196	94191		8-7/8	1	14
4	145"	2.4L	1995-99		91389	92188	93196	94191		8-7/8	1	14
4	145"	2.4L	2000-02		91388					8-7/8	1	14
6	173"	2.8L	1985-87	Muncie 4 Speed	91463	92237	93217	94117	95003	9-1/8	1	14
6	173"	2.8L	1987-89	Isuzu 5 Speed	91435	92245	93217	94057		9-1/8	1	14
6	173"	2.8L	1987-89	Muncie 4 Speed	91465	92239	93217	94137		9-1/8	1	14
6	191"	3.1L	1990-92	Muncie 4 Speed	91465	92239	93217	94137		9-1/8	1	14
6	191"	3.1L	1993-94	NVG T550 5 Speed	91462	92239	93217	94187		9-1/8	1	14

CELEBRITY

Cyl.	CC / CI	Liter	Year	Specifications	Kit	Cover	Disc	Bearing	Pilot	O.D.	Hub	Teeth
4	151"	2.5L	1984-86		91463	92237	93217	94117	95003	9-1/8	1	14
6	173"	2.8L	1984-86		91463	92237	93217	94117	95003	9-1/8	1	14
6	173"	2.8L	1987-89		91465	92239	93217	94137		9-1/8	1	14

CHEVELLE, MALIBU (RWD)

Cyl.	CC / CI	Liter	Year	Specifications	Kit	Cover	Disc	Bearing	Pilot	O.D.	Hub	Teeth
6	194"	3.2L	1964-67		91619	92305	93257	94169	95035	10.4	1-1/8	10
6	200"	3.3L	1978		91619	92305	93257	94169	95035	10.4	1-1/8	10
6	200"	3.3L	1979-80		91631	92309	93257	94121	95036	10.4	1-1/8	10
6	229"	3.8L	1979-81		91631	92309	93257	94121	95036	10.4	1-1/8	10
6	231"	3.8L	1975-77		91443	92247	93221	94167	95035	9-1/8	1-1/8	10
6	231"	3.8L	1978-80		91619	92305	93257	94169	95035	10.4	1-1/8	10
6	250"	4.1L	1964-78		91619	92305	93257	94169	95035	10.4	1-1/8	10
8	267"	4.4L	1979-82		91631	92309	93257	94121	95036	10.4	1-1/8	10
8	283"	4.6L	1964-67	3 Speed	91619	92305	93257	94169	95035	10.4	1-1/8	10
8	283"	4.6L	1964-67	4 Speed	91631	92309	93257	94121	95036	10.4	1-1/8	10
8	305"	5.0L	1979-81		91631	92309	93257	94121	95036	10.4	1-1/8	10
8	307"	5.0L	1968-73	3 Speed	91619	92305	93257	94169	95035	10.4	1-1/8	10
8	307"	5.0L	1968-73	4 Speed	91631	92309	93257	94121	95036	10.4	1-1/8	10
8	327"	5.4L	1964-69		91631	92309	93257	94121	95036	10.4	1-1/8	10
8	350"	5.7L	1967-72	26T	91709	92335	93279	94167	95035	11	1-1/8	26
8	350"	5.7L	1967-72	10T	91723	92335	93295	94121	95035	11	1-1/8	10
8	350"	5.7L	1967-81	10-1/2" Clutch	91631	92309	93257	94121	95036	10.4	1-1/8	10
8	350"	5.7L	1969-70	11" Clutch	91723	92335	93295	94121	95035	11	1-1/8	10
8	350"	5.7L	1973-77	3 Speed, 2 BBL	91619	92305	93257	94169	95035	10.4	1-1/8	10
8	396"	6.5L	1966-70		91723	92335	93295	94121	95035	11	1-1/8	10
8	402"	6.6L	1972		91723	92335	93295	94121	95035	11	1-1/8	10
8	454"	7.4L	1970-74	4 Speed	91709	92335	93279	94167	95035	11	1-1/8	26

CHEVETTE

Cyl.	CC / CI	Liter	Year	Specifications	Kit	Cover	Disc	Bearing	Pilot	O.D.	Hub	Teeth
4	110"	1.8L	1981-86	Diesel	91127	92095	93083	94007	95003	7-7/8	1	24
4	85"	1.4L	1976-81		91007	92006	93010	94121	95004	7	1	14
4	98"	1.6L	1976-81		91007	92006	93010	94121	95004	7	1	14
4	98"	1.6L	1986-87		91171	92109	93101	94121	95004	8	1	14

CHEVY II

Cyl.	CC / CI	Liter	Year	Specifications	Kit	Cover	Disc	Bearing	Pilot	O.D.	Hub	Teeth
4	153"	2.5L	1963-67		91619	92305	93257	94169	95035	10.4	1-1/8	10
6	194"	3.2L	1962-69		91619	92305	93257	94169	95035	10.4	1-1/8	10
6	230"	3.8L	1965-69		91619	92305	93257	94169	95035	10.4	1-1/8	10
6	250"	4.1L	1962-69		91619	92305	93257	94169	95035	10.4	1-1/8	10
8	283"	4.6L	1964-67		91619	92305	93257	94169	95035	10.4	1-1/8	10
8	283"	4.6L	1966-67		91631	92309	93257	94121	95036	10.4	1-1/8	10
8	307"	5.0L	1968-69		91619	92305	93257	94169	95035	10.4	1-1/8	10
8	327"	5.4L	1965-68		91631	92309	93257	94121	95036	10.4	1-1/8	10
8	396"	6.5L	1966-70		91723	92335	93295	94121	95035	11	1-1/8	10

CITATION

Cyl.	CC / CI	Liter	Year	Specifications	Kit	Cover	Disc	Bearing	Pilot	O.D.	Hub	Teeth
4	151"	2.5L	1980-85		91463	92237	93217	94117	95003	9-1/8	1	14
6	173"	2.8L	1980-85		91463	92237	93217	94117	95003	9-1/8	1	14

COBALT, COBALT SS

Cyl.	CC / CI	Liter	Year	Specifications	Kit	Cover	Disc	Bearing	Pilot	O.D.	Hub	Teeth
4	122"	2.0L	2005-07		91467							
4	134"	2.2L	2005-07		91468					8-7/8	15/16	14
4	145"	2.4L	2006-07		91468					8-7/8	15/16	14

CHEVROLET

CORSICA

Cyl.	CC / CI	Liter	Year	Specifications	Kit	Cover	Disc	Bearing	Pilot	O.D.	Hub	Teeth
4	121"	2.0L	1987-89	Muncie 4 Speed	91238	92145	93161	94137		8-1/2	1	14
4	121"	2.0L	1988-89	Isuzu 5 Speed	91334	92145	93113	94057	95035			
4	134"	2.2L	1990-94	Isuzu 5 Speed	91299	92145	93161	94057	95047	8-1/2	1	14
4	134"	2.2L	1995-96		91280	92177	93161	94191		8-1/2	1	14
4	173"	2.3L	1990-92	Muncie 4 Speed	91465	92239	93217	94137		9-1/8	1	14
4	173"	2.3L	1993-94	NVG T550 5 Speed	91462	92239	93217	94187		9-1/8	1	14
6	173"	2.8L	1987-88	Isuzu 5 Speed	91435	92245	93217	94057		9-1/8	1	14
6	173"	2.8L	1987-89	Muncie 4 Speed	91465	92239	93217	94137		9-1/8	1	14
6	191"	3.1L	1990-92	5 Speed	91465	92239	93217	94137		9-1/8	1	14
6	191"	3.1L	1993-94	5 Speed	91462	92239	93217	94187		9-1/8	1	14

CORVETTE

Cyl.	CC / CI	Liter	Year	Specifications	Kit	Cover	Disc	Bearing	Pilot	O.D.	Hub	Teeth
8	265"	4.4L	1956		91576	92309	93247	94117	95035	10	1-1/8	10
8	283"	4.6L	1958-61	Fuel Injected	91619	92305	93257	94169	95035	10.4	1-1/8	10
8	327"	5.4L	1962-64	10" Clutch	91576	92309	93247	94117	95035	10	1-1/8	10
8	327"	5.4L	1965-68	10-1/2" Clutch	91619	92305	93257	94169	95035	10.4	1-1/8	10
8	350"	5.7L	1967-70	11" Clutch	91723	92335	93295	94121	95035	11	1-1/8	10
8	350"	5.7L	1967-71	With 10-1/2" Clutch, 10T	91631	92309	93257	94121	95036	10.4	1-1/8	10
8	350"	5.7L	1971-75	With 10-1/2" Clutch, 26T	91338	92309	93257	94121	95036			
8	350"	5.7L	1973-81	11" Clutch	91709	92335	93279	94167	95035	11	1-1/8	26
8	350"	5.7L	1978	With 10-1/2" Clutch, 10T	91631	92309	93257	94121	95036	10.4	1-1/8	10
8	350"	5.7L	1985-88		91653	92312	93270	94121	95035	10-3/4	1-1/8	26
8	350"	5.7L	1989-92	L98 Engine	91663				95035	11	1-1/8	26
8	350"	5.7L	1989-93	LT5 Engine	91665	92326	93275		95035	11	1-1/8	26
8	350"	5.7L	1992-93	LT1 Engine 8th Digit of Vin "P"	91663				95035	11	1-1/8	26
8	350"	5.7L	1994-95	LT5 Engine	91675	92364	93275		95035	11	1-1/8	26
8	350"	5.7L	1994-96	LT1 & LT4 Engines	91673	92366	93275		95035	11	1-1/8	26
8	350"	5.7L	1997-04		91657					11-3/4	1-1/8	26
8	364"	6.0L	2005-06		91740					11-1/2	1-1/8	10
8	396"	6.5L	1965	11" Clutch	91723	92335	93295	94121	95035	11	1-1/8	10
8	427"	7.0L	1966-69	10-1/2" Clutch	91631	92309	93257	94121	95036	10.4	1-1/8	10
8	427"	7.0L	1966-69	11" Clutch	91723	92335	93295	94121	95035	11	1-1/8	10
8	427"	7.0L	2006-07	Z06	TBA					9-11/16	1-1/8	26
8	454"	7.4L	1970-74		91709	92335	93279	94167	95035	11	1-1/8	26

EL CAMINO

Cyl.	CC / CI	Liter	Year	Specifications	Kit	Cover	Disc	Bearing	Pilot	O.D.	Hub	Teeth
6	194"	3.2L	1963-69		91619	92305	93257	94169	95035	10.4	1-1/8	10
6	200"	3.3L	1978		91619	92305	93257	94169	95035	10.4	1-1/8	10
6	200"	3.3L	1979		91631	92309	93257	94121	95036	10.4	1-1/8	10
6	229"	3.8L	1980-81		91631	92309	93257	94121	95036	10.4	1-1/8	10
6	230"	3.8L	1963-69		91619	92305	93257	94169	95035	10.4	1-1/8	10
6	231"	3.8L	1978-80		91619	92305	93257	94169	95035	10.4	1-1/8	10
6	235"	3.9L	1959-62		91631	92309	93257	94121	95036	10.4	1-1/8	10
6	250"	4.1L	1967-77		91619	92305	93257	94169	95035	10.4	1-1/8	10
8	267"	4.4L	1979-82		91631	92309	93257	94121	95036	10.4	1-1/8	10
8	283"	4.6L	1959-67	3 Speed	91619	92305	93257	94169	95035	10.4	1-1/8	10
8	283"	4.6L	1959-67	4 Speed	91631	92309	93257	94121	95036	10.4	1-1/8	10
8	305"	5.0L	1976-81		91619	92305	93257	94169	95035	10.4	1-1/8	10
8	307"	5.0L	1962-71	4 Speed	91631	92309	93257	94121	95036	10.4	1-1/8	10
8	307"	5.0L	1968-73	3 Speed	91619	92305	93257	94169	95035	10.4	1-1/8	10
8	307"	5.0L	1968-73	3 Speed Heavy Duty	91679	92325	93295	94169	95035	11	1-1/8	10
8	348"	5.7L	1959-60		91631	92309	93257	94121	95036	10.4	1-1/8	10
8	350"	5.7L	1972-75	3 Speed	91631	92309	93257	94121	95036	10.4	1-1/8	10
8	350"	5.7L	1972-75	4 Speed	91709	92335	93279	94167	95035	11	1-1/8	26
8	350"	5.7L	1978-79		91631	92309	93257	94121	95036	10.4	1-1/8	10
8	396"	6.5L	1966-69		91723	92335	93295	94121	95035	11	1-1/8	10
8	454"	7.4L	1970-75	4 Speed	91709	92335	93279	94167	95035	11	1-1/8	26

HHR

Cyl.	CC / CI	Liter	Year	Specifications	Kit	Cover	Disc	Bearing	Pilot	O.D.	Hub	Teeth
4	134"	2.2L	2006-07		91468					8-7/8	15/16	14
4	145"	2.4L	2006-07		91468					8-7/8	15/16	14

LUMINA

Cyl.	CC / CI	Liter	Year	Specifications	Kit	Cover	Disc	Bearing	Pilot	O.D.	Hub	Teeth
6	191"	3.1L	1989-90		91465	92239	93217	94137		9-1/8	1	14

CHEVROLET

LUMINA

Cyl.	CC / CI	Liter	Year	Specifications	Kit	Cover	Disc	Bearing	Pilot	O.D.	Hub	Teeth
6	207"	3.4L	1991-93		91542					9-5/8	1	23

MALIBU

Cyl.	CC / CI	Liter	Year	Specifications	Kit	Cover	Disc	Bearing	Pilot	O.D.	Hub	Teeth
4	145"	2.4L	1996-99		91389	92188	93196	94191		8-7/8	1	14

METRO (Also See GEO)

Cyl.	CC / CI	Liter	Year	Specifications	Kit	Cover	Disc	Bearing	Pilot	O.D.	Hub	Teeth
3	61"	1.0L	1998-01		91003	92005	93009	94075	95011	6-3/4	3/4	18
4	79"	1.3L	1998-01		91063	92053	93035	94075	95011	7-1/2	3/4	18

MONTE CARLO

Cyl.	CC / CI	Liter	Year	Specifications	Kit	Cover	Disc	Bearing	Pilot	O.D.	Hub	Teeth
6	200"	3.3L	1978		91619	92305	93257	94169	95035	10.4	1-1/8	10
6	200"	3.3L	1979		91631	92309	93257	94121	95036	10.4	1-1/8	10
6	229"	3.8L	1980-81		91631	92309	93257	94121	95036	10.4	1-1/8	10
6	231"	3.8L	1978-81		91619	92305	93257	94169	95035	10.4	1-1/8	10
6	231"	3.8L	1980-81	Turbo	91631	92309	93257	94121	95036	10.4	1-1/8	10
8	267"	4.4L	1979-80		91631	92309	93257	94121	95036	10.4	1-1/8	10
8	305"	5.0L	1976-78		91619	92305	93257	94169	95035	10.4	1-1/8	10
8	305"	5.0L	1979-81		91631	92309	93257	94121	95036	10.4	1-1/8	10
8	350"	5.7L	1970-75	4 Speed	91709	92335	93279	94167	95035	11	1-1/8	26
8	350"	5.7L	1970-77		91631	92309	93257	94121	95036	10.4	1-1/8	10
8	350"	5.7L	1976-77	3 Speed	91619	92305	93257	94169	95035	10.4	1-1/8	10
8	400"	6.6L	1970		91723	92335	93295	94121	95035	11	1-1/8	10
8	400"	6.6L	1971		91709	92335	93279	94167	95035	11	1-1/8	26
8	402"	6.6L	1972		91709	92335	93279	94167	95035	11	1-1/8	26
8	454"	7.4L	1970-75		91709	92335	93279	94167	95035	11	1-1/8	26

MONZA, VEGA

Cyl.	CC / CI	Liter	Year	Specifications	Kit	Cover	Disc	Bearing	Pilot	O.D.	Hub	Teeth
4	122"	1.3L	1975-76	4 & 5 Speed FI	91443	92247	93221	94167	95035			
4	140"	2.3L	1975-77		91443	92247	93221	94167	95035	9-1/8	1-1/8	10
4	151"	2.5L	1978-80		91443	92247	93221	94167	95035	9-1/8	1-1/8	10
6	196"	3.2L	1979-80		91443	92247	93221	94167	95035	9-1/8	1-1/8	10
6	231"	3.8L	1978-80		91443	92247	93221	94167	95035	9-1/8	1-1/8	10
8	262"	4.3L	1975-76		91443	92247	93221	94167	95035	9-1/8	1-1/8	10

NOVA (FWD)

Cyl.	CC / CI	Liter	Year	Specifications	Kit	Cover	Disc	Bearing	Pilot	O.D.	Hub	Teeth
4	98"	1.6L	1985-88	SOHC, DOHC	91083	92069	93075	94043		7-7/8	15/16	21

NOVA (RWD)

Cyl.	CC / CI	Liter	Year	Specifications	Kit	Cover	Disc	Bearing	Pilot	O.D.	Hub	Teeth
4	153"	2.5L	1963-67		91619	92305	93257	94169	95035	10.4	1-1/8	10
6	194"	3.2L	1962-67		91619	92305	93257	94169	95035	10.4	1-1/8	10
6	250"	4.1L	1967-78		91619	92305	93257	94169	95035	10.4	1-1/8	10
6	250"	4.1L	1979		91631	92309	93257	94121	95036	10.4	1-1/8	10
8	260"	4.3L	1975-77		91619	92305	93257	94169	95035	10.4	1-1/8	10
8	283"	4.6L	1964-67		91619	92305	93257	94169	95035	10.4	1-1/8	10
8	283"	4.6L	1966-67		91631	92309	93257	94121	95036	10.4	1-1/8	10
8	305"	5.0L	1976-77	3 Speed	91619	92305	93257	94169	95035	10.4	1-1/8	10
8	305"	5.0L	1977-79		91631	92309	93257	94121	95036	10.4	1-1/8	10
8	307"	5.0L	1968-73		91619	92305	93257	94169	95035	10.4	1-1/8	10
8	327"	5.4L	1964-69		91631	92309	93257	94121	95036	10.4	1-1/8	10
8	350"	5.7L	1969-79	3 Speed	91631	92309	93257	94121	95036	10.4	1-1/8	10
8	396"	6.5L	1966-70		91723	92335	93295	94121	95035	11	1-1/8	10
8	396"	6.5L	1971		91709	92335	93279	94167	95035	11	1-1/8	26
8	454"	7.4L	1971		91709	92335	93279	94167	95035	11	1-1/8	26

PRIZM (Also GEO)

Cyl.	CC / CI	Liter	Year	Specifications	Kit	Cover	Disc	Bearing	Pilot	O.D.	Hub	Teeth
4	112"	1.8L	1998-02		91195	92127	93113	94113		8-5/16	15/16	21

SPECTRUM

Cyl.	CC / CI	Liter	Year	Specifications	Kit	Cover	Disc	Bearing	Pilot	O.D.	Hub	Teeth
4	92"	1.5L	1985-89	Non Turbo	91033	92027	93031	94057	95007	7-1/4	1	14
4	92"	1.5L	1987-89	Turbo	91287	92181	93161	94057		8-1/2	1	14

CHEVROLET

SPRINT

Cyl.	CC / CI	Liter	Year	Specifications	Kit	Cover	Disc	Bearing	Pilot	O.D.	Hub	Teeth
3	61"	1.0L	1985-88		91001	92001	93001	94139	95011	6-1/2	3/4	18
3	61"	1.0L	1987-90	All	91003	92005	93009	94075	95011	6-3/4	3/4	18
4	1600cc	1.6L	1989-90	Non Turbo	91003	92005	93009	94075	95011	6-3/4	3/4	18

CHEVROLET Hydraulics

BERETTA, CORSICA

Cyl.	CC / CI	Liter	Year	Specifications	Master	Slave	Prefilled Master
4	122"	2.0L	1987-88	5 Speed (to 6/88)	99112	99466	
4	122"	2.0L	1988	5 Speed (from 7/88)	99114	99466	
4	122"	2.0L	1989	5 Speed	99108	99466	
4	133"	2.2L	1990-94	5 Speed MR3	99108	99466	
4	133"	2.2L	1992-93	5 Speed MR3	99108	99464	
4	133"	2.2L	1994	5 Speed MR3	99090	99464	
4	133"	2.2L	1995-96	5 Speed MR3	99000	w/Bearing	
4	138"	2.3L	1990-92	5 Speed Quad 4	99108	99464	
4	138"	2.3L	1993-94	5 Speed Quad 4	99000	w/Bearing	
6	173"	2.8L	1987-88	5 Speed (to 6/88)	99112	99466	
6	173"	2.8L	1988	5 Speed (from 7/88)	99114	99466	
6	173"	2.8L	1989	5 Speed	99108	99464	
6	191"	3.1L	1990-92	5 Speed	99108	99464	
6	191"	3.1L	1993-95	5 Speed	99000	w/Bearing	

CAMARO, Z28

Cyl.	CC / CI	Liter	Year	Specifications	Master	Slave	Prefilled Master
4	151"	2.5L	1984	5 Speed	99036	99444	
4	151"	2.5L	1984	4 Speed	99036	99444	
4	151"	2.5L	1985-86		99036	99444	
6	173"	2.8L	1984	5 Speed	99046	99444	
6	173"	2.8L	1984	4 Speed	99046	99444	
6	173"	2.8L	1985-89		99046	99444	
6	189"	3.1L	1990-92		99046	99444	
6	207"	3.4L	1993-95	CMC Push Rod Stamped CV601A	99144	99436	99975
6	207"	3.4L	1995	CMC Push Rod Stamped H603A	99040	99436	
6	231"	3.8L	1996-02	5 Speed	99040	99488	
6	231"	3.8L	1996-02	6 Speed	99040	99436	
8	305"	5.0L	1984-92		99036	99444	
8	350"	5.7L	1993-95	LT 1 Engine CMC push rod stamped CV601A	99144	99436	99975
8	350"	5.7L	1995-97	LT 1 Engine CMC push rod stamped H603A	99040	99436	
8	350"	5.7L	1998-02	Modular	99192	99488	

CAVALIER, Z24

Cyl.	CC / CI	Liter	Year	Specifications	Master	Slave	Prefilled Master
4	122"	2.0L	1985-86	5 Speed	99104	99466	
4	122"	2.0L	1985-86	4 Speed	99104	99466	
4	122"	2.0L	1987	4 Speed	99116	99466	
4	122"	2.0L	1987-89	5 Speed	99116	99466	99957
4	134"	2.2L	1989-91		99128	99466	99957
4	134"	2.2L	1992-94		99128	99464	99933
4	134"	2.2L	1995-99	VIN 4 MFI Slave Included	99146	w/Bearing	99931
4	134"	2.2L	2000-02	VIN 4 MFI Slave Included	99146		
4	134"	2.2L	2002-05	VIN F MFI Slave Included	99146		
4	138"	2.3L	1995	DOHC, VIN D Slave Included	99146		
4	146"	2.4L	1995-99	5 Speed Slave Included	99146		
4	146"	2.4L	2000-02		99146		
6	173"	2.8L	1985-86		99104	99466	
6	173"	2.8L	1987-89		99116	99466	99957
6	189"	3.1L	1990-92		99128	99464	99933
6	189"	3.1L	1993-94		99286	w/Bearing	

CELEBRITY

Cyl.	CC / CI	Liter	Year	Specifications	Master	Slave	Prefilled Master
6	173"	2.8L	1984-89		99052	99466	

CHEVROLET Hydraulics

CORVETTE

Cyl.	CC / CI	Liter	Year	Specifications	Master	Slave	Prefilled Master
8	350"	5.7L	1984		99249	99703	
8	350"	5.7L	1985-87	8 Engine M/C bushing is .43"	99249	99703	
8	350"	5.7L	1987-88	8 Engine, M/C bushing is .38"	99279	99703	
8	350"	5.7L	1989-90	LT-5 J Engine	99253	99717	
8	350"	5.7L	1989-90	L-98 & LT-1 8 Engine	99253	99717	
8	350"	5.7L	1991-92	L-98 & LT-1 8 Engine	99253	99719	
8	350"	5.7L	1991-93	LT-5 J Engine	99253	99719	
8	350"	5.7L	1993	LT-1 P Engine	99253	99719	
8	350"	5.7L	1994-96	LT-1	99253	99719	
8	350"	5.7L	1994-96	LT-5	99253	99719	
8	350"	5.7L	1997-04	6 Speed Modular		99478	

NOVA

Cyl.	CC / CI	Liter	Year	Specifications	Master	Slave	Prefilled Master
4	98"	1.6L	1985-88		99219	99653	

PRIZM

Cyl.	CC / CI	Liter	Year	Specifications	Master	Slave	Prefilled Master
4	112"	1.8L	1998-02	5 Speed	99226	99643	
4	122"	1.8L	1998	5 Speed	99226	99643	

CHEVROLET TRUCK & VANS Light Duty

ASTRO VAN

Cyl.	CC / CI	Liter	Year	Specifications	Kit	Cover	Disc	Bearing	Pilot	O.D.	Hub	Teeth
4	151"	2.5L	1985-91		91469	92241	93219	94121	95035	9-1/8	1	14
6	262"	4.3L	1985-90		91687	92337	93277	94121	95035	11	1	14
6	262"	4.3L	1989-91		91701	92337	93283	94121	95035	11	1-1/8	10

C, K, R, V, P, 10, 20 30 Including BLAZER, SUBURBAN AND TAHOE

Cyl.	CC / CI	Liter	Year	Specifications	Kit	Cover	Disc	Bearing	Pilot	O.D.	Hub	Teeth
6	262"	4.3L	1985-87	Except Van	91701	92337	93283	94121	95035	11	1-1/8	10
6	262"	4.3L	1986-91	Van	91701	92337	93283	94121	95035	11	1-1/8	10
6	262"	4.3L	1988-91	C, K Series	91701	92337	93283	94121	95035	11	1-1/8	10
6	262"	4.3L	1988-91	R, V Series	91701	92337	93283	94121	95035	11	1-1/8	10
6	262"	4.3L	1988-95	P Series	91701	92337	93283	94121	95035	11	1-1/8	10
6	262"	4.3L	1992-95	Except P Series	91701	92337	93283	94121	95035	11	1-1/8	10
6	262"	4.3L	1996-98		91659	92320	93280	94192	95036	11	1-1/8	10
6	262"	4.3L	1999-00		91712	92334	93278	94192		11	1-1/8	10
6	262"	4.3L	2001-06		91714	92334	93278	94190	95064	11	1-1/8	10
6	292"	4.8L	1963-67	10, 20 Series	91679	92325	93295	94169	95035	11	1-1/8	10
6	292"	4.8L	1969-84		91723	92335	93295	94121	95035	11	1-1/8	10
6	292"	4.8L	1985-86	Except P Series	91725	92337	93295	94121	95035	11	1-1/8	10
6	292"	4.8L	1985-89	P Series	91725	92337	93295	94121	95035	11	1-1/8	10
6	292"	4.8L	1987-89	C, K, R, V Series	91725	92337	93295	94121	95035	11	1-1/8	10
8	283"	4.6L	1962-68	Sintered Button, Lever	91743	92345	93300	94167	95035	11-7/8	1-1/8	10
8	283"	4.6L	1962-68	With 12" Clutch	91745	92345	93301	94167	95035	11-7/8	1-1/8	10
8	283"	4.6L	1962-68	Sintered Button, Diaphragm	91749	92343	93300	94167	95035	11-7/8	1-1/8	10
8	283"	4.6L	1962-68	Diaphragm	91755	92343	93301	94121	95035	11-7/8	1-1/8	10
8	294"	4.8L	1999-01		91805					11-7/8	1-1/8	10
8	294"	4.8L	2002		91799					11-7/8	1-1/8	10
8	294"	4.8L	2003-06	5 Speed	91799					11-7/8	1-1/8	10
8	305"	5.0L	1976-84	11" Clutch	91723	92335	93295	94121	95035	11	1-1/8	10
8	305"	5.0L	1976-84	Sintered Button, Diaphragm	91749	92343	93300	94167	95035	11-7/8	1-1/8	10
8	305"	5.0L	1976-84	11-7/8" Clutch	91755	92343	93301	94121	95035	11-7/8	1-1/8	10
8	305"	5.0L	1985-87	C, K, P, Van Series	91725	92337	93295	94121	95035	11	1-1/8	10
8	305"	5.0L	1988-95	All Series	91701	92337	93283	94121	95035	11	1-1/8	10
8	305"	5.0L	1996-99		91739	92344	93308	94192	95036	11-7/8	1-1/8	10
8	307"	5.0L	1969-73		91723	92335	93295	94121	95035	11	1-1/8	10
8	316"	5.2L	1955-59	Sintered Button, Lever	91743	92345	93300	94167	95035	11-7/8	1-1/8	10
8	316"	5.2L	1955-59	With 12" Clutch	91745	92345	93301	94167	95035	11-7/8	1-1/8	10
8	323"	5.3L	1999-01		91805					11-7/8	1-1/8	10
8	323"	5.3L	2002-06		91799					11-7/8	1-1/8	10
8	327"	5.4L	1962-68	Sintered Button, Lever	91743	92345	93300	94167	95035	11-7/8	1-1/8	10
8	327"	5.4L	1962-68	With 12" Clutch	91745	92345	93301	94167	95035	11-7/8	1-1/8	10
8	327"	5.4L	1962-68	Sintered Button, Diaphragm	91749	92343	93300	94167	95035	11-7/8	1-1/8	10
8	327"	5.4L	1962-68	Diaphragm	91755	92343	93301	94121	95035	11-7/8	1-1/8	10
8	347"	5.7L	1955-59	Sintered Button, Lever	91743	92345	93300	94167	95035	11-7/8	1-1/8	10

CHEVROLET TRUCK & VANS Light Duty

C, K, R, V, P, 10, 20 30 Including BLAZER, SUBURBAN AND TAHOE

Cyl.	CC / CI	Liter	Year	Specifications	Kit	Cover	Disc	Bearing	Pilot	O.D.	Hub	Teeth
8	347"	5.7L	1955-59	With 12" Clutch	91745	92345	93301	94167	95035	11-7/8	1-1/8	10
8	350"	5.7L	1969-78	11" Clutch	91723	92335	93295	94121	95035	11	1-1/8	10
8	350"	5.7L	1972-78	Sintered Button, Lever	91743	92345	93300	94167	95035	11-7/8	1-1/8	10
8	350"	5.7L	1972-78	With 12" Clutch	91745	92345	93301	94167	95035	11-7/8	1-1/8	10
8	350"	5.7L	1972-78	Diaphragm	91755	92343	93301	94121	95035	11-7/8	1-1/8	10
8	350"	5.7L	1972-91	Sintered Button, Diaphragm	91749	92343	93300	94167	95035	11-7/8	1-1/8	10
8	350"	5.7L	1979	G10	91723	92335	93295	94121	95035	11	1-1/8	10
8	350"	5.7L	1979	G20, 30	91755	92343	93301	94121	95035	11-7/8	1-1/8	10
8	350"	5.7L	1979-80	C, K, 10, 20, 30 (Except M15 Trans.)	91755	92343	93301	94121	95035	11-7/8	1-1/8	10
8	350"	5.7L	1979-80	C10 With M15 Transmission	91723	92335	93295	94121	95035	11	1-1/8	10
8	350"	5.7L	1981-82	G10 With California Emissions	91723	92335	93295	94121	95035	11	1-1/8	10
8	350"	5.7L	1981-84	C, K, 10, 20, 30	91755	92343	93301	94121	95035	11-7/8	1-1/8	10
8	350"	5.7L	1981-84	G20, 30	91755	92343	93301	94121	95035	11-7/8	1-1/8	10
8	350"	5.7L	1985-87	Except P Series	91755	92343	93301	94121	95035	11-7/8	1-1/8	10
8	350"	5.7L	1985-87	P Series	91755	92343	93301	94121	95035	11-7/8	1-1/8	10
8	350"	5.7L	1988-91	C, K, R, V Series	91755	92343	93301	94121	95035	11-7/8	1-1/8	10
8	350"	5.7L	1988-91	P Series Van	91755	92343	93301	94121	95035	11-7/8	1-1/8	10
8	350"	5.7L	1991-95		91757	92343	93303	94121	95035	12	1-1/8	10
8	350"	5.7L	1996-00		91739	92344	93308	94192	95036	11-7/8	1-1/8	10
8	366"	6.0L	1955-59	Sintered Button, Lever	91743	92345	93300	94167	95035	11-7/8	1-1/8	10
8	366"	6.0L	1955-59	With 12" Clutch	91745	92345	93301	94167	95035	11-7/8	1-1/8	10
8	366"	6.0L	1999-00		91758					11-3/4	1-1/8	10
8	366"	6.0L	2001-02	5 Speed	91754					11-3/4	1-1/8	10
8	366"	6.0L	2001-02	6 Speed	91754					11-3/4	1-1/8	10
8	366"	6.0L	2003-06		91754					11-3/4	1-1/8	10
8	381"	6.2L	1982-84	Diesel	91757	92343	93303	94121	95035	12	1-1/8	10
8	381"	6.2L	1985-93	Diesel C, K, P, R, V Series	91757	92343	93303	94121	95035	12	1-1/8	10
8	396"	6.5L	1969-73	Sintered Button, Lever	91743	92345	93300	94167	95035	11-7/8	1-1/8	10
8	396"	6.5L	1969-73	12" Lever style	91745	92345	93301	94167	95035	11-7/8	1-1/8	10
8	396"	6.5L	1969-73	Sintered Button, Diaphragm	91749	92343	93300	94167	95035	11-7/8	1-1/8	10
8	396"	6.5L	1969-73	Diaphragm	91755	92343	93301	94121	95035	11-7/8	1-1/8	10
8	396"	6.5L	1992-95	Diesel Except P Series	91765	92354	93302	94121	95035	12	1-1/8	10
8	396"	6.5L	1992-95	Solid Flywheel Option	91811					12	1-1/8	10
8	396"	6.5L	1994-95	Diesel P Series	91757	92343	93303	94121	95035	12	1-1/8	10
8	396"	6.5L	1996	Solid Flywheel Option	91798	92358	93322	94192	95036	11-7/8	1-1/8	10
8	396"	6.5L	1996		91800					12	1-1/8	10
8	396"	6.5L	1996-98		91739	92344	93308	94192	95036	11-7/8	1-1/8	10
8	396"	6.5L	1997-02		91798	92358	93322	94192	95036	11-7/8	1-1/8	10
8	400"	6.6L	1976-80		91709	92335	93279	94167	95035	11	1-1/8	26
8	400"	6.6L	2001-06	Diesel, 6 Speed	91784					11-7/8	1-3/8	10
8	402"	6.6L	1969-73	Sintered Button, Lever	91743	92345	93300	94167	95035	11-7/8	1-1/8	10
8	402"	6.6L	1969-73	12" Lever style	91745	92345	93301	94167	95035	11-7/8	1-1/8	10
8	402"	6.6L	1969-73	Sintered Button, Diaphragm	91749	92343	93300	94167	95035	11-7/8	1-1/8	10
8	402"	6.6L	1969-73	Diaphragm	91755	92343	93301	94121	95035	11-7/8	1-1/8	10
8	454"	7.4L	1973-95	Sintered Button, Diaphragm	91749	92343	93300	94167	95035	11-7/8	1-1/8	10
8	454"	7.4L	1996-00		91761	92338	93292	94192	95036	12	1-1/8	10
8	454"	7.4L	1997-00		91798	92358	93322	94192	95036	11-7/8	1-1/8	10
8	494"	8.1L	2001-02		91766					11-3/4	1-1/4	10
8	494"	8.1L	2001-04	6 Speed (to 12/31/03)	91756					11-3/4	1-3/8	10
8	494"	8.1L	2004-06	(from 1/1/04)	TBA					9-11/16	1-1/8	26

C, K, R, V, P, 10, 20 30 Including BLAZER, SUBURBAN AND TAHOE (also see Silverado and Colorado)

Cyl.	CC / CI	Liter	Year	Specifications	Kit	Cover	Disc	Bearing	Pilot	O.D.	Hub	Teeth
4	153"	2.5L	1963-65		91619	92305	93257	94169	95035	10.4	1-1/8	10
4	239"	3.9L	1989-91	P Series Cummins Diesel Lever Style	91711	92319	93285	94125	95055	11	1-1/16	10
6	194"	3.2L	1963-76		91619	92305	93257	94169	95035	10.4	1-1/8	10
6	194"	3.2L	1963-76	Heavy Duty 11"	91679	92325	93295	94169	95035	11	1-1/8	10
6	230"	3.8L	1963-76		91619	92305	93257	94169	95035	10.4	1-1/8	10
6	230"	3.8L	1963-76		91679	92325	93295	94169	95035	11	1-1/8	10
6	230"	3.8L	1970	Sintered Button, Lever	91743	92345	93300	94167	95035	11-7/8	1-1/8	10
6	230"	3.8L	1970	12" Clutch	91745	92345	93301	94167	95035	11-7/8	1-1/8	10
6	230"	3.8L	1970	Sintered Button, Diaphragm	91749	92343	93300	94167	95035	11-7/8	1-1/8	10
6	230"	3.8L	1970	Diaphragm	91755	92343	93301	94121	95035	11-7/8	1-1/8	10
6	250"	4.1L	1954-76		91619	92305	93257	94169	95035	10.4	1-1/8	10

CHEVROLET TRUCK & VANS Light Duty

C, K, R, V, P, 10, 20 30 Including BLAZER, SUBURBAN AND TAHOE (also see Silverado and Colorado)

Cyl.	CC / CI	Liter	Year	Specifications	Kit	Cover	Disc	Bearing	Pilot	O.D.	Hub	Teeth
6	250"	4.1L	1963-76		91679	92325	93295	94169	95035	11	1-1/8	10
6	250"	4.1L	1972-78		91723	92335	93295	94121	95035	11	1-1/8	10
6	250"	4.1L	1979-84	Except 4 Speed	91723	92335	93295	94121	95035	11	1-1/8	10
6	250"	4.1L	1979-84	4 Speed	91745	92345	93301	94167	95035	11-7/8	1-1/8	10
6	250"	4.1L	1979-84	Sintered Button, Diaphragm	91749	92343	93300	94167	95035	11-7/8	1-1/8	10
6	250"	4.1L	1979-84	Diaphragm	91755	92343	93301	94121	95035	11-7/8	1-1/8	10
6	261"	4.3L	1954-61	Sintered Button, Lever	91743	92345	93300	94167	95035	11-7/8	1-1/8	10
6	261"	4.3L	1954-61		91745	92345	93301	94167	95035	11-7/8	1-1/8	10

COLORADO

Cyl.	CC / CI	Liter	Year	Specifications	Kit	Cover	Disc	Bearing	Pilot	O.D.	Hub	Teeth
4	2770cc	2.8L	2004-06		91616					10-3/8	1-1/8	26
5	3460cc	3.5L	2004-07		TBA					9-11/16	1-1/8	26

LUV

Cyl.	CC / CI	Liter	Year	Specifications	Kit	Cover	Disc	Bearing	Pilot	O.D.	Hub	Teeth
4	111"	1.8L	1972-82	2WD	91127	92095	93083	94007	95003	7-7/8	1	24
4	111"	1.8L	1979	Luv 9, 4WD	91127	92095	93083	94007	95003	7-7/8	1	24
4	111"	1.8L	1980-82	Luv 10-12, 4WD	91231	92157	93147	94007	95003	8-1/2	1	24
4	2200cc	2.2L	1981-82	Diesel	91231	92157	93147	94007	95003	8-1/2	1	24

S-10, T-10, BLAZER & PICKUP

Cyl.	CC / CI	Liter	Year	Specifications	Kit	Cover	Disc	Bearing	Pilot	O.D.	Hub	Teeth
4	116"	1.9L	1982-85		91293	92175	93161	94121	95003	8-1/2	1	14
4	122"	2.0L	1983-84		91461	92235	93219	94121	95004	9-1/8	1	14
4	135"	2.2L	1984-85	Diesel	91293	92175	93161	94121	95003	8-1/2	1	14
4	135"	2.2L	1994-95		91449	92235	93213	94167	95004	9-1/8	1-1/8	26
4	135"	2.2L	1996-01		91434	92235	93213	94192	95004	9-1/8	1-1/8	26
4	135"	2.2L	2002-03		91384	92235	93213	94190	95004	9-1/8	1-1/8	26
4	151"	2.5L	1985-93		91461	92235	93219	94121	95004	9-1/8	1	14
6	171"	2.8L	1982	Low Diaphragm	91471	92279	93217	94121	95004	9-1/8	1	14
6	171"	2.8L	1982		91549	92243	93235	94121	95004	9-11/16	1	14
6	171"	2.8L	1983	With Mechanical Linkage	91471	92279	93217	94121	95004	9-1/8	1	14
6	171"	2.8L	1983-84	With Hydraulic Linkage	91471	92279	93217	94121	95004	9-1/8	1	14
6	171"	2.8L	1985-93		91461	92235	93219	94121	95004	9-1/8	1	14
6	262"	4.3L	1988-95		91701	92337	93283	94121	95035	11	1-1/8	10
6	262"	4.3L	1996-04		91659	92320	93280	94192	95036	11	1-1/8	10

SILVERADO 1500, 2500, 3500 & SS

Cyl.	CC / CI	Liter	Year	Specifications	Kit	Cover	Disc	Bearing	Pilot	O.D.	Hub	Teeth
6	261"	4.3L	1999-00		91712	92334	93278	94192		11	1-1/8	10
8	294"	4.8L	1999-01		91805					11-7/8	1-1/8	10
8	323"	5.3L	1999-01		91805					11-7/8	1-1/8	10
8	323"	5.3L	2002-06		91799					11-7/8	1-1/8	10
8	366"	6.0L	1999-00		91758					11-3/4	1-1/8	10
8	366"	6.0L	2001-02	5 Speed	91754					11-3/4	1-1/8	10
8	366"	6.0L	2001-06	6 Speed	91754					11-3/4	1-1/8	10
8	396"	6.5L	1999-02		91798	92358	93322	94192	95036	11-7/8	1-1/8	10
8	400"	6.6L	2001-06	Diesel, 6 Speed	91784					11-7/8	1-3/8	10
8	494"	8.1L	2001-02		91766					11-3/4	1-1/4	10
8	494"	8.1L	2001-04	6 Speed (to 12/31/03)	91756					11-3/4	1-3/8	10
8	494"	8.1L	2004-06	(from 1/1/04)	91752					11-1/2	1-3/8	10

SSR

Cyl.	CC / CI	Liter	Year	Specifications	Kit	Cover	Disc	Bearing	Pilot	O.D.	Hub	Teeth
8	363"	6.0L	2005-06		91742					11-7/16	1-1/8	26

TRACKER (Also See GEO Tracker)

Cyl.	CC / CI	Liter	Year	Specifications	Kit	Cover	Disc	Bearing	Pilot	O.D.	Hub	Teeth
4	98"	1.6L	1998		91229	92155	93125	94055	95011	8-1/2	7/8	20

CHEVROLET TRUCK & VANS Light Duty Hydraulics

ASTRO

Cyl.	CC / CI	Liter	Year	Specifications	Master	Slave	Prefilled Master
4	151"	2.5L	1985-89	Helix Hub	99248	99701	
6	262"	4.3L	1985-90		99248	99701	

CHEVROLET TRUCK & VANS Light Duty Hydraulics

C, G, K, P, R, V, 10, 20, 30 SERIES, BLAZER(Full Size), SILVERADO, TAHOE

Cyl.	CC / CI	Liter	Year	Specifications	Master	Slave	Prefilled Master
6	262"	4.3L	1985-89		99251	99709	
6	262"	4.3L	1988-90	C, K Series	99016	99711	
6	262"	4.3L	1990	P Series	99032	99420	
6	262"	4.3L	1991	Except P Series	99016	99711	
6	262"	4.3L	1991	P Series 5 speed	99062	99420	
6	262"	4.3L	1992-94	Except P Series	99010	99434	
6	262"	4.3L	1992-95	P Series	99012	99434	99949
6	262"	4.3L	1995	Except P Series	99182	99434	99941
6	262"	4.3L	1996-98	Except P Series	99018	99488	
6	262"	4.3L	1996-98	P Series	99269	99488	99955
6	262"	4.3L	1999-00	Silverado 1500	99212	99488	
6	262"	4.3L	2001-05	Silverado 1500	99212	99542	
6	292"	4.8L	1985-86	Except P Series	99251	99709	
6	292"	4.8L	1987-89	C, K Series	99016	99711	
6	292"	4.8L	1987-89	R, V Series	99251	99709	
8	294"	4.8L	1999-00	Silverado 1500	99018	99488	
8	294"	4.8L	2001-04	Silverado 1500	99212	99542	
8	294"	4.8L	2005-06	Silverado 1500	99299	99542	
8	305"	5.0L	1985-87	Except P Series	99251	99709	
8	305"	5.0L	1988-89	R, V Series	99251	99709	
8	305"	5.0L	1988-91	(to 1/91), C, K Series	99016	99711	
8	305"	5.0L	1988-91	(to 1/91), R, V Series	99251	99709	
8	305"	5.0L	1991	(from 2/91) C, K Series	99016	99711	
8	305"	5.0L	1991	(from 2/91) R, V Series	99251	99709	
8	305"	5.0L	1992-94		99010	99434	
8	305"	5.0L	1995		99192	99434	
8	305"	5.0L	1996-98		99018	99488	
8	350"	5.7L	1985-87	Except P Series	99251	99709	
8	350"	5.7L	1988	R, V Series	99251	99709	
8	350"	5.7L	1988-90	C, K Series	99016	99711	
8	350"	5.7L	1989-90	P Series	99062	99420	
8	350"	5.7L	1989-90	R, V Series	99251	99709	
8	350"	5.7L	1990	C, K Series	99016	99711	
8	350"	5.7L	1991-94	C, K Series	99010	99434	
8	350"	5.7L	1991-94	P Series 5 speed	99062	99420	
8	350"	5.7L	1991-95	P Series	99012	99434	99949
8	350"	5.7L	1995	C, K Series	99182	99434	99941
8	350"	5.7L	1996-98	C, K Series	99018	99488	
8	350"	5.7L	1996-99	P Series	99269	99488	
8	350"	5.7L	1998-99	P Series	99269	99488	
8	350"	5.7L	1999-00	C, K Series	99018	99488	
8	364"	6.0L	2001-04	Silverado 2500, 3500	99018	99542	
8	364"	6.0L	2005-06	Silverado 2500, 3500	99299	99542	
8	366"	6.0L	1999-00	Silverado 2500, 3500	99212	99488	
8	454"	7.4L	1985-87		99251	99709	
8	454"	7.4L	1988-91	C, K Series	99016	99711	
8	454"	7.4L	1988-91	R, V Series	99251	99709	
8	454"	7.4L	1992-94		99010	99434	
8	454"	7.4L	1995		99182	99434	
8	454"	7.4L	1996		99018	99488	
8	454"	7.4L	1997-00	Narrow Lining	99018	99488	
8	494"	8.1L	2001-03	6 Speed Silverado 2500, 3500	99018	99538	
8	494"	8.1L	2004-06	Silverado 2500 HD, 3500	99018	99538	
8	496"	8.1L	2001-02	5 Speed HD Chassis Cab		99538	

C, K, G, P, R, V, 10, 20, 30 SERIES Diesel

Cyl.	CC / CI	Liter	Year	Specifications	Master	Slave	Prefilled Master
8	379"	6.2L	1985-86	C, K Series	99251	99709	
8	379"	6.2L	1985-89	P Series	99251	99709	
8	379"	6.2L	1987-91	C, K Series	99016	99711	
8	379"	6.2L	1987-91	R, V Series	99251	99709	
8	379"	6.2L	1990-94	P Series	99062	99420	
8	379"	6.2L	1992-93	C, K Series	99010	99434	
8	379"	6.2L	1992-93	P Series	99012	99434	
8	393"	6.5L	1994-95	P Series	99012	99434	
8	395"	6.5L	1992-95	Ceramic Disc	99010	99434	

CHEVROLET TRUCK & VANS Light Duty Hydraulics

C, K, G, P, R, V, 10, 20, 30 SERIES Diesel

Cyl.	CC / CI	Liter	Year	Specifications	Master	Slave	Prefilled Master
8	395"	6.5L	1992-95	C, K, G Series	99010	99434	
8	395"	6.5L	1992-95	Solid Flywheel Conversion	99010	99434	
8	395"	6.5L	1996-02	Solid Flywheel Conversion	99018	99488	
8	395"	6.5L	1996-02	With DMF	99018	99488	
8	400"	6.6L	2001-06		99018		

COLORADO

Cyl.	CC / CI	Liter	Year	Specifications	Master	Slave	Prefilled Master
4	169"	2.8L	2004-06		99292	99743	

S-10, S-10 BLAZER Diesel

Cyl.	CC / CI	Liter	Year	Specifications	Master	Slave	Prefilled Master
4	133"	2.2L	1984-85		99032	99707	

S-10, S-10 BLAZER

Cyl.	CC / CI	Liter	Year	Specifications	Master	Slave	Prefilled Master
4	116"	1.9L	1984-85		99032	99707	
4	122"	2.0L	1984		99032	99705	
4	135"	2.2L	1994-95		99014	99426	99947
4	135"	2.2L	1996-97		99020	99488	
4	135"	2.2L	1998-03		99190	99488	
4	151"	2.5L	1985-91		99032	99705	
4	151"	2.5L	1992-93		99028	99426	99991
6	171"	2.8L	1983-84	Hydraulic Linkage	99032	99705	
6	171"	2.8L	1985-91		99032	99705	
6	171"	2.8L	1992-93		99028	99426	99923
6	262"	4.3L	1990-94		99032	99735	
6	262"	4.3L	1992-93		99028	99428	
6	262"	4.3L	1994-95		99014	99428	
6	262"	4.3L	1996-97		99020	99488	
6	262"	4.3L	1998-04		99190	99488	

CHEVROLET TRUCKS Medium Duty

C40, C50, C60, C70

Cyl.	CC / CI	Liter	Year	Specifications	Kit	Cover	Disc	Bearing	Pilot	O.D.	Hub	Teeth
4	212"	3.5L	1961-84	Sintered Button, Lever	91787	92353	93316	94181	95035	13	1-1/2	10
4	212"	3.5L	1961-84	4-53 Detroit Diesel Engine, Lever Style	91791	92353	93313	94181	95043	13	1-1/2	10
4	212"	3.5L	1961-84	Diaphragm	91795	92349	93313	94184	95043	13	1-1/2	10
6	230"	3.8L	1963-89	Sintered Button, Lever	91743	92345	93300	94167	95035	11-7/8	1-1/8	10
6	230"	3.8L	1963-89	12" Lever style	91745	92345	93301	94167	95035	11-7/8	1-1/8	10
6	230"	3.8L	1963-89	Sintered Button, Diaphragm	91749	92343	93300	94167	95035	11-7/8	1-1/8	10
6	230"	3.8L	1963-89	Diaphragm	91755	92343	93301	94121	95035	11-7/8	1-1/8	10
6	230"	3.8L	1963-89	Sintered Button, Lever	91787	92353	93316	94181	95035	13	1-1/2	10
6	230"	3.8L	1963-89	13" Lever style	91791	92353	93313	94181	95043	13	1-1/2	10
6	230"	3.8L	1963-89	Diaphragm	91795	92349	93313	94184	95043	13	1-1/2	10
6	235"	3.9L	1954-62	Sintered Button, Lever	91743	92345	93300	94167	95035	11-7/8	1-1/8	10
6	235"	3.9L	1954-62	12" Lever style	91745	92345	93301	94167	95035	11-7/8	1-1/8	10
6	261"	4.3L	1960-62	Sintered Button, Lever	91743	92345	93300	94167	95035	11-7/8	1-1/8	10
6	261"	4.3L	1960-62	12" Lever style	91745	92345	93301	94167	95035	11-7/8	1-1/8	10
6	261"	4.3L	1960-62	Sintered Button, Diaphragm	91749	92343	93300	94167	95035	11-7/8	1-1/8	10
6	292"	4.8L	1963-89	Sintered Button, Lever	91743	92345	93300	94167	95035	11-7/8	1-1/8	10
6	292"	4.8L	1963-89	12" Lever style	91745	92345	93301	94167	95035	11-7/8	1-1/8	10
6	292"	4.8L	1963-89	Sintered Button, Diaphragm	91749	92343	93300	94167	95035	11-7/8	1-1/8	10
6	292"	4.8L	1963-89	Diaphragm	91755	92343	93301	94121	95035	11-7/8	1-1/8	10
6	292"	4.8L	1963-89	Sintered Button, Lever	91787	92353	93316	94181	95035	13	1-1/2	10
6	292"	4.8L	1963-89	13" Lever style	91791	92353	93313	94181	95043	13	1-1/2	10
6	292"	4.8L	1963-89	Diaphragm	91795	92349	93313	94184	95043	13	1-1/2	10
8	327"	5.4L	1962-72	Sintered Button, Lever	91787	92353	93316	94181	95035	13	1-1/2	10
8	327"	5.4L	1962-72	12" Lever style	91791	92353	93313	94181	95043	13	1-1/2	10
8	327"	5.4L	1962-72	Diaphragm	91795	92349	93313	94184	95043	13	1-1/2	10
8	348"	5.7L	1962-72	Sintered Button, Lever	91787	92353	93316	94181	95035	13	1-1/2	10
8	348"	5.7L	1962-72	13" Lever style	91791	92353	93313	94181	95043	13	1-1/2	10
8	348"	5.7L	1962-72	Diaphragm	91795	92349	93313	94184	95043	13	1-1/2	10
8	350"	5.7L	1963-89	Sintered Button, Lever	91743	92345	93300	94167	95035	11-7/8	1-1/8	10
8	350"	5.7L	1963-89	12" Lever style (Except Spicer)	91745	92345	93301	94167	95035	11-7/8	1-1/8	10
8	350"	5.7L	1963-89	Sintered Button, Diaphragm	91749	92343	93300	94167	95035	11-7/8	1-1/8	10

CHEVROLET TRUCKS Medium Duty

C40, C50, C60, C70

Cyl.	CC / CI	Liter	Year	Specifications	Kit	Cover	Disc	Bearing	Pilot	O.D.	Hub	Teeth
8	350"	5.7L	1963-89	Diaphragm	91755	92343	93301	94121	95035	11-7/8	1-1/8	10
8	350"	5.7L	1973-89	Sintered Button, Lever	91787	92353	93316	94181	95035	13	1-1/2	10
8	350"	5.7L	1973-89	13" Lever style	91791	92353	93313	94181	95043	13	1-1/2	10
8	350"	5.7L	1973-89	Diaphragm	91795	92349	93313	94184	95043	13	1-1/2	10
8	366"	6.0L	1969-89	Sintered Button, Lever	91787	92353	93316	94181	95035	13	1-1/2	10
8	366"	6.0L	1969-89	13" Lever style	91791	92353	93313	94181	95043	13	1-1/2	10
8	366"	6.0L	1969-89	Diaphragm	91795	92349	93313	94184	95043	13	1-1/2	10
8	366"	6.0L	1990-97	Sintered Button, Lever	91794	92349	93313CB	94184	95043	13	1-1/2	10
8	409"	6.7L	1962-72	Sintered Button, Lever	91787	92353	93316	94181	95035	13	1-1/2	10
8	409"	6.7L	1962-72	13" Lever style	91791	92353	93313	94181	95043	13	1-1/2	10
8	409"	6.7L	1962-72	Diaphragm	91795	92349	93313	94184	95043	13	1-1/2	10
8	427"	7.0L	1969-89	Sintered Button, Lever	91787	92353	93316	94181	95035	13	1-1/2	10
8	427"	7.0L	1969-89	13" Lever style	91791	92353	93313	94181	95043	13	1-1/2	10
8	427"	7.0L	1969-89	Diaphragm	91795	92349	93313	94184	95043	13	1-1/2	10
8	427"	7.0L	1997-01	13" Sintered Button Clutch	91809					13	1-1/2	10

KODIAK

Cyl.	CC / CI	Liter	Year	Specifications	Kit	Cover	Disc	Bearing	Pilot	O.D.	Hub	Teeth
6	439"	7.2L	1990-02	Series (Tilt Cab) 14" Pull Type, Sintered Button	91913					14	1-3/4	10
6	439"	7.2L	1990-99	Series (Tilt Cab) 14" Pull Type, Sintered Button	91913					14	1-3/4	10
8	366"	6.0L	1990-95	Sintered Button, Lever	91794	92349	93313CB	94184	95043	13	1-1/2	10
8	427"	7.0L	1990-93	Sintered Button, Lever	91794	92349	93313CB	94184	95043	13	1-1/2	10
8	427"	7.0L	1994-01	13" Sintered Button Clutch	91809					13	1-1/2	10
8	454"	7.4L	1994-01	13" Sintered Button Clutch	91809					13	1-1/2	10

CHRYSLER

CIRRUS

Cyl.	CC / CI	Liter	Year	Specifications	Kit	Cover	Disc	Bearing	Pilot	O.D.	Hub	Teeth
4	122"	2.0L	1995-00	Modular Kit With Flywheel	91441					9	15/16	17

CONQUEST

Cyl.	CC / CI	Liter	Year	Specifications	Kit	Cover	Disc	Bearing	Pilot	O.D.	Hub	Teeth
4	2600cc	2.6L	1984-87	Turbo (to 5/87)	91361	92211	93171	94047	95001	8-7/8	1	23
4	2600cc	2.6L	1987	Non Turbo Turbo Without Intercooler (to 5/87)	91360	92211	93171	94031	95001	8-7/8	1	23
4	2600cc	2.6L	1987-89	All (from 6/87)	91521	92275	93227	94047	95001	9-1/2	1	23

CROSSFIRE

Cyl.	CC / CI	Liter	Year	Specifications	Kit	Cover	Disc	Bearing	Pilot	O.D.	Hub	Teeth
4	3200cc	3.2L	2004-06	6 Speed	91258					9	15/16	17

LASER

Cyl.	CC / CI	Liter	Year	Specifications	Kit	Cover	Disc	Bearing	Pilot	O.D.	Hub	Teeth
4	135"	2.2L	1984-87	Non Turbo	91295	92137	93159	94133		8-1/2	13/16	18
4	135"	2.2L	1984-87	Turbo	91427	92233	93211	94133		9	13/16	18
4	151"	2.5L	1986		91427	92233	93211	94133		9	13/16	18

LeBARON, LeBARON GTC

Cyl.	CC / CI	Liter	Year	Specifications	Kit	Cover	Disc	Bearing	Pilot	O.D.	Hub	Teeth
4	135"	2.2L	1982-85	Turbo	91427	92233	93211	94133		9	13/16	18
4	135"	2.2L	1982-86	Non Turbo	91295	92137	93159	94133		8-1/2	13/16	18
4	135"	2.2L	1986-89	Turbo	91440	92232	93211	94133		9	13/16	18
4	135"	2.2L	1990	Turbo	91424	92232	93211	94133		9	13/16	18
4	135"	2.2L	1991-92	Non Turbo	91261	92137	93155	94133		8-1/2	7/8	17
4	135"	2.2L	1991-92	Turbo	91404	92233	93215	94133		9	15/16	17
4	151"	2.5L	1986-89	Non Turbo	91427	92233	93211	94133		9	13/16	18
4	151"	2.5L	1989	Turbo	91440	92232	93211	94133		9	13/16	18
4	151"	2.5L	1990	All	91424	92232	93211	94133		9	13/16	18
4	151"	2.5L	1991-94	All	91404	92233	93215	94133		9	15/16	17
6	181"	3.0L	1990		91424	92232	93211	94133		9	13/16	18
6	181"	3.0L	1991-95		91404	92233	93215	94133		9	15/16	17

NEWPORT, NEW YORKER, SARATOGA, WINDSOR, 300 SERIES

Cyl.	CC / CI	Liter	Year	Specifications	Kit	Cover	Disc	Bearing	Pilot	O.D.	Hub	Teeth
8	360"	5.9L	1971		91642	92309	93263	94163	95037	10-1/2	1	23
8	361"	5.9L	1959-67		91642	92309	93263	94163	95037	10-1/2	1	23
8	383"	6.3L	1959-67		91642	92309	93263	94163	95037	10-1/2	1	23

CHRYSLER

NEWPORT, NEW YORKER, SARATOGA, WINDSOR, 300 SERIES

Cyl.	CC / CI	Liter	Year	Specifications	Kit	Cover	Disc	Bearing	Pilot	O.D.	Hub	Teeth
8	383"	6.3L	1968-69		91721	92335	93281	94161	95037	11	1	23
8	413"	6.8L	1959-67		91642	92309	93263	94163	95037	10-1/2	1	23

PT CRUISER

Cyl.	CC / CI	Liter	Year	Specifications	Kit	Cover	Disc	Bearing	Pilot	O.D.	Hub	Teeth
4	148"	2.4L	2000-06	Non Turbo Modular Kit With Flywheel	91428					9	15/16	17
4	148"	2.4L	2003-05	Turbo	91524F					9-7/16	1-1/8	26

SEBRING

Cyl.	CC / CI	Liter	Year	Specifications	Kit	Cover	Disc	Bearing	Pilot	O.D.	Hub	Teeth
4	122"	2.0L	1995-01	Modular Kit With Flywheel	91441					9	15/16	17
4	148"	2.4L	2001-05		91355	92213	93173	94025		8-7/8	7/8	20
6	165"	2.7L	2001-03	Modular Kit With Flywheel	91442					9	13/16	17
6	181"	3.0L	2001-05	Pull Type	91448					9-1/8	1	23

CHRYSLER Hydraulics

PT CRUISER

Cyl.	CC / CI	Liter	Year	Specifications	Master	Slave	Prefilled Master
4	148"	2.4L	2003-05	Turbo Slave Included	99254	99550	99980
4	148"	2.4L	2001-05	5 Speed	99254		99980

SEBRING

Cyl.	CC / CI	Liter	Year	Specifications	Master	Slave	Prefilled Master
4	121"	2.0L	1995-99	Hardtop	99125	99519	
4	148"	2.4L	2001-05		99306	99748	

DAEWOO

LANOS

Cyl.	CC / CI	Liter	Year	Specifications	Kit	Cover	Disc	Bearing	Pilot	O.D.	Hub	Teeth
4	1600cc	1.6L	1998-00	to Chassis # E166479 (8" Clutch)	91214	92132	93132	94032		7-7/8	13/16	24
4	1600cc	1.6L	1999-02		91190	92046	93058	94032		8-1/2	13/16	24

LEGANZA

Cyl.	CC / CI	Liter	Year	Specifications	Kit	Cover	Disc	Bearing	Pilot	O.D.	Hub	Teeth
4	2200cc	2.2L	1999-02		91264	92182	93172	94032		8-7/8	13/16	24

NUBIRA

Cyl.	CC / CI	Liter	Year	Specifications	Kit	Cover	Disc	Bearing	Pilot	O.D.	Hub	Teeth
4	2000cc	2.0L	1997-02		91264	92182	93172	94032		8-7/8	13/16	24

DAIHATSU

CHARADE

Cyl.	CC / CI	Liter	Year	Specifications	Kit	Cover	Disc	Bearing	Pilot	O.D.	Hub	Teeth
3	2200cc	1.0L	1988-92		91005	92003	93005	94077		6-11/16	7/8	20
4	1300cc	1.3L	1989-92		91023	92021	93011	94077		7-1/8	7/8	20

ROCKY

Cyl.	CC / CI	Liter	Year	Specifications	Kit	Cover	Disc	Bearing	Pilot	O.D.	Hub	Teeth
4	1600cc	1.6L	1990-92		91129	92097	93063	94049	95009	7-7/8	27/32	20

DODGE

ARIES

Cyl.	CC / CI	Liter	Year	Specifications	Kit	Cover	Disc	Bearing	Pilot	O.D.	Hub	Teeth
4	135"	2.2L	1981-86		91295	92137	93159	94133		8-1/2	13/16	18
4	153"	2.5L	1986-89		91427	92233	93211	94133		9	13/16	18

AVENGER

Cyl.	CC / CI	Liter	Year	Specifications	Kit	Cover	Disc	Bearing	Pilot	O.D.	Hub	Teeth
4	121"	2.0L	1995-99	Non Turbo Modular Kit With Flywheel	91441					9	15/16	17
4	148"	2.4L	1995-96	Turbo	91355	92213	93173	94025		8-7/8	7/8	20

CHALLENGER

Cyl.	CC / CI	Liter	Year	Specifications	Kit	Cover	Disc	Bearing	Pilot	O.D.	Hub	Teeth
4	1600cc	1.6L	1978-83		91113	92083	93061	94007	95001	7-7/8	7/8	20
4	2600cc	2.6L	1977-83		91360	92211	93171	94031	95001	8-7/8	1	23
6	198"	3.2L	1970-72	10" Clutch	91585	92293	93241	94163	95037	10	1	23
6	225"	3.7L	1970-72	10" Clutch	91585	92293	93241	94163	95037	10	1	23
8	318"	5.2L	1970-74		91642	92309	93263	94163	95037	10-1/2	1	23

DODGE

CHALLENGER

Cyl.	CC / CI	Liter	Year	Specifications	Kit	Cover	Disc	Bearing	Pilot	O.D.	Hub	Teeth
8	340"	5.6L	1970-74		91642	92309	93263	94163	95037	10-1/2	1	23
8	360"	5.9L	1973-74		91689	92337	93281	94163	95037	11	1	23
8	383"	6.3L	1970-72		91689	92337	93281	94163	95037	11	1	23

CHARGER (Includes Shelby) (FWD)

Cyl.	CC / CI	Liter	Year	Specifications	Kit	Cover	Disc	Bearing	Pilot	O.D.	Hub	Teeth
4	135"	2.2L	1981-90	Non Turbo	91295	92137	93159	94133		8-1/2	13/16	18
4	135"	2.2L	1986-89	Turbo	91440	92232	93211	94133		9	13/16	18
4	135"	2.2L	1990	Turbo	91424	92232	93211	94133		9	13/16	18

CHARGER (RWD)

Cyl.	CC / CI	Liter	Year	Specifications	Kit	Cover	Disc	Bearing	Pilot	O.D.	Hub	Teeth
6	225"	3.7L	1967-76		91585	92293	93241	94163	95037	10	1	23
8	318"	5.2L	1966-78		91642	92309	93263	94163	95037	10-1/2	1	23
8	360"	5.9L	1974-77		91689	92337	93281	94163	95037	11	1	23
8	383"	6.3L	1967-69		91721	92335	93281	94161	95037	11	1	23
8	383"	6.3L	1970-71		91689	92337	93281	94163	95037	11	1	23
8	400"	6.6L	1972-78		91689	92337	93281	94163	95037	11	1	23

COLT 1400 & 1500

Cyl.	CC / CI	Liter	Year	Specifications	Kit	Cover	Disc	Bearing	Pilot	O.D.	Hub	Teeth
4	1400cc	1.4L	1979-84	8 T/M (Dual Range 4 Speed)	91031	92025	93033	94025		7-1/4	7/8	20
4	1400cc	1.4L	1979-84	4 Speed	91109	92083	93061	94025	95001	7-7/8	7/8	20
4	1500cc	1.5L	1985-88	5 Speed	91031	92025	93033	94025		7-1/4	7/8	20
4	1500cc	1.5L	1989-94	Colt 100 (Canada)	91031	92025	93033	94025		7-1/4	7/8	20

COLT 1600

Cyl.	CC / CI	Liter	Year	Specifications	Kit	Cover	Disc	Bearing	Pilot	O.D.	Hub	Teeth
4	1600cc	1.6L	1973-81	(from 10/73)	91113	92083	93061	94007	95001	7-7/8	7/8	20
4	1600cc	1.6L	1979-89	Except Wagon	91031	92025	93033	94025		7-1/4	7/8	20
4	1600cc	1.6L	1984-86	8 T/M (Dual Range 4 Speed)	91109	92083	93061	94025	95001	7-7/8	7/8	20
4	1600cc	1.6L	1985-86	4 Speed	91109	92083	93061	94025	95001	7-7/8	7/8	20
4	1600cc	1.6L	1989-90	5 Speed Non Turbo	91274	92151	93119	94025		8-1/2	7/8	20
4	1600cc	1.6L	1989-90	5 Speed Turbo	91274	92151	93119	94025		8-1/2	7/8	20

COLT 1800

Cyl.	CC / CI	Liter	Year	Specifications	Kit	Cover	Disc	Bearing	Pilot	O.D.	Hub	Teeth
4	1800cc	1.8L	1988-96		91274	92151	93119	94025		8-1/2	7/8	20

COLT 2000 & 2600

Cyl.	CC / CI	Liter	Year	Specifications	Kit	Cover	Disc	Bearing	Pilot	O.D.	Hub	Teeth
4	2000cc	2.0L	1974-78	Colt 2000	91217	92151	93125	94011	95001	8-1/2	7/8	20
4	2600cc	2.6L	1977-80	Colt 2600	91360	92211	93171	94031	95001	8-7/8	1	23

COLT VISTA

Cyl.	CC / CI	Liter	Year	Specifications	Kit	Cover	Disc	Bearing	Pilot	O.D.	Hub	Teeth
4	1800cc	1.8L	1992-94		91274	92151	93119	94025		8-1/2	7/8	20
4	2000cc	2.0L	1984	5 Speed	91109	92083	93061	94025	95001	7-7/8	7/8	20
4	2000cc	2.0L	1985-86	4WD, 5 Speed	91109	92083	93061	94025	95001	7-7/8	7/8	20
4	2000cc	2.0L	1985-87	FWD, 5 Speed	91109	92083	93061	94025	95001	7-7/8	7/8	20
4	2000cc	2.0L	1987-91	FWD	91274	92151	93119	94025		8-1/2	7/8	20
4	2400cc	2.4L	1992-94		91355	92213	93173	94025		8-7/8	7/8	20

CONQUEST

Cyl.	CC / CI	Liter	Year	Specifications	Kit	Cover	Disc	Bearing	Pilot	O.D.	Hub	Teeth
4	2600cc	2.6L	1984-87	Non Turbo Turbo Without Intercooler (to 5/87)	91360	92211	93171	94031	95001	8-7/8	1	23
4	2600cc	2.6L	1985-87	Turbo (to 5/87)	91361	92211	93171	94047	95001	8-7/8	1	23
4	2600cc	2.6L	1987-89	All (from 6/87)	91521	92275	93227	94047	95001	9-1/2	1	23

DAYTONA, DAYTONA IROC

Cyl.	CC / CI	Liter	Year	Specifications	Kit	Cover	Disc	Bearing	Pilot	O.D.	Hub	Teeth
4	135"	2.2L	1984-89	Non Turbo	91295	92137	93159	94133		8-1/2	13/16	18
4	135"	2.2L	1986-89	Turbo	91440	92232	93211	94133		9	13/16	18
4	135"	2.2L	1990	Turbo	91424	92232	93211	94133		9	13/16	18
4	135"	2.2L	1991-93	Turbo	91410	92232	93215	94133		9	15/16	17
4	153"	2.5L	1986-89	Non Turbo	91427	92233	93211	94133		9	13/16	18
4	153"	2.5L	1989	Turbo	91440	92232	93211	94133		9	13/16	18
4	153"	2.5L	1990		91424	92232	93211	94133		9	13/16	18
4	153"	2.5L	1991-93		91404	92233	93215	94133		9	15/16	17
6	181"	3.0L	1990		91424	92232	93211	94133		9	13/16	18

DODGE

DAYTONA, DAYTONA IROC

Cyl.	CC / CI	Liter	Year	Specifications	Kit	Cover	Disc	Bearing	Pilot	O.D.	Hub	Teeth
6	181"	3.0L	1990-93		91404	92233	93215	94133		9	15/16	17

NEON

Cyl.	CC / CI	Liter	Year	Specifications	Kit	Cover	Disc	Bearing	Pilot	O.D.	Hub	Teeth
4	121"	2.0L	1994-01		91277	92134	93118	94197		8-1/2	15/16	17
4	121"	2.0L	1996-03	Modular Kit With Flywheel 11th digit of VIN # is D	91441					9	15/16	17
4	121"	2.0L	1996-99	11th digit of VIN # is T	91277	92134	93118	94197		8-1/2	15/16	17
4	148"	2.4L	2003-05	SRT 4 Modular Kit With Flywheel	91534					9-7/16	15/16	17

OMNI, 024

Cyl.	CC / CI	Liter	Year	Specifications	Kit	Cover	Disc	Bearing	Pilot	O.D.	Hub	Teeth
4	105"	1.7L	1978-83	VW Transmission	91073	92031	93057	94083		7-1/2	13/16	24
4	105"	1.7L	1978-83	New Process transmission	91157	92057	93065	94133		8	13-16	18
4	135"	2.2L	1981-86	Non Turbo	91295	92137	93159	94133		8-1/2	13/16	18
4	135"	2.2L	1981-86	Turbo	91427	92233	93211	94133		9	13/16	18
4	135"	2.2L	1990	Non Turbo	91260	92137	93159	94133		8-1/2	13/16	18
4	98"	1.6L	1981-86		91157	92057	93065	94133		8	13-16	18

POLARA, ROYAL, SUPER BEE, SWINGER

Cyl.	CC / CI	Liter	Year	Specifications	Kit	Cover	Disc	Bearing	Pilot	O.D.	Hub	Teeth
6	170"	2.8L	1960-63	10" Clutch	91585	92293	93241	94163	95037	10	1	23
6	198"	3.2L	1971-72	10T	91585	92293	93241	94163	95037	10	1	23
6	225"	3.7L	1960-78	10" Clutch	91585	92293	93241	94163	95037	10	1	23
8	273"	4.5L	1965-69	10" Clutch	91585	92293	93241	94163	95037	10	1	23
8	318"	5.2L	1961-72		91642	92309	93263	94163	95037	10-1/2	1	23
8	318"	5.2L	1974-78		91642	92309	93263	94163	95037	10-1/2	1	23
8	340"	5.6L	1968-72		91642	92309	93263	94163	95037	10-1/2	1	23
8	360"	5.9L	1971		91642	92309	93263	94163	95037	10-1/2	1	23
8	360"	5.9L	1974		91689	92337	93281	94163	95037	11	1	23
8	383"	6.3L	1969		91721	92335	93281	94161	95037	11	1	23
8	383"	6.3L	1970-71		91689	92337	93281	94163	95037	11	1	23
8	400"	6.6L	1972-74		91689	92337	93281	94163	95037	11	1	23

SHADOW

Cyl.	CC / CI	Liter	Year	Specifications	Kit	Cover	Disc	Bearing	Pilot	O.D.	Hub	Teeth
4	135"	2.2L	1987-89	Turbo	91440	92232	93211	94133		9	13/16	18
4	135"	2.2L	1990	Non Turbo	91260	92137	93159	94133		8-1/2	13/16	18
4	135"	2.2L	1990	Turbo	91424	92232	93211	94133		9	13/16	18
4	135"	2.2L	1991-94	Non Turbo	91261	92137	93155	94133		8-1/2	7/8	17
4	153"	2.5L	1988-89		91427	92233	93211	94133		9	13/16	18
4	153"	2.5L	1990		91424	92232	93211	94133		9	13/16	18
4	153"	2.5L	1991-94		91404	92233	93215	94133		9	15/16	17
6	181"	3.0L	1992-94		91404	92233	93215	94133		9	15/16	17

SPIRIT, 400, 600, LANCER

Cyl.	CC / CI	Liter	Year	Specifications	Kit	Cover	Disc	Bearing	Pilot	O.D.	Hub	Teeth
4	135"	2.2L	1981-89	Non Turbo	91295	92137	93159	94133		8-1/2	13/16	18
4	135"	2.2L	1986-89	Turbo	91440	92232	93211	94133		9	13/16	18
4	135"	2.2L	1990	Turbo	91424	92232	93211	94133		9	13/16	18
4	135"	2.2L	1991-93	Turbo	91410	92232	93215	94133		9	15/16	17
4	153"	2.5L	1986-87		91427	92233	93211	94133		9	13/16	18
4	153"	2.5L	1988-89	Non Turbo	91427	92233	93211	94133		9	13/16	18
4	153"	2.5L	1989	Turbo	91440	92232	93211	94133		9	13/16	18
4	153"	2.5L	1990	All	91424	92232	93211	94133		9	13/16	18
4	153"	2.5L	1991-94	All	91404	92233	93215	94133		9	15/16	17
6	181"	3.0L	1989-90		91424	92232	93211	94133		9	13/16	18

STEALTH

Cyl.	CC / CI	Liter	Year	Specifications	Kit	Cover	Disc	Bearing	Pilot	O.D.	Hub	Teeth
6	3000cc	3.0L	1990-94	4WD Turbo	91559					9-7/8	1-1/32	23
6	3000cc	3.0L	1991-94	Front Wheel Drive	91355	92213	93173	94025		8-7/8	7/8	20
6	3000cc	3.0L	1995-97	6 Speed 4WD, DOHC	91559					9-7/8	1-1/32	23

STRATUS

Cyl.	CC / CI	Liter	Year	Specifications	Kit	Cover	Disc	Bearing	Pilot	O.D.	Hub	Teeth
4	121"	2.0L	1995-01	Modular Kit With Flywheel	91441					9	15/16	17
4	148"	2.4L	2001-05		91355	92213	93173	94025		8-7/8	7/8	20
6	165"	2.7L	2001-04	Modular Kit With Flywheel	91442					9	13/16	17

DODGE

STRATUS

Cyl.	CC / CI	Liter	Year	Specifications	Kit	Cover	Disc	Bearing	Pilot	O.D.	Hub	Teeth
6	181"	3.0L	2001-05		91448					9-1/8	1	23

VIPER

Cyl.	CC / CI	Liter	Year	Specifications	Kit	Cover	Disc	Bearing	Pilot	O.D.	Hub	Teeth
10	490"	8.0L	1992-04		91562					12-1/4	1-1/8	26

DODGE Hydraulics

COLT VISTA

Cyl.	CC / CI	Liter	Year	Specifications	Master	Slave	Prefilled Master
4	1800cc	1.8L	1992-94		99115	99513	

COLT

Cyl.	CC / CI	Liter	Year	Specifications	Master	Slave	Prefilled Master
4	1500cc	1.5L	1986-88	5 Speed	99135	99499	
4	1500cc	1.5L	1989-96		99107	99499	
4	1600cc	1.6L	1986-88		99135	99527	
4	1600cc	1.6L	1989-90		99107	99501	
4	1800cc	1.8L	1988-96		99107	99444	

CONQUEST

Cyl.	CC / CI	Liter	Year	Specifications	Master	Slave	Prefilled Master
4	2600cc	2.6L	1984-87	Without Intercooler	99101	99497	

NEON

Cyl.	CC / CI	Liter	Year	Specifications	Master	Slave	Prefilled Master
4	121"	2.0L	1996-01	USA (Vin 11th digit "D")	99180		
4	121"	2.0L	2001-05	USA (Vin 11th digit "D")	TBA		

STEALTH

Cyl.	CC / CI	Liter	Year	Specifications	Master	Slave	Prefilled Master
6	3000cc	3.0L	1991-96	2WD	99113	99503	

STRATUS

Cyl.	CC / CI	Liter	Year	Specifications	Master	Slave	Prefilled Master
4	148"	2.4L	2001-05		99306	99748	

VIPER

Cyl.	CC / CI	Liter	Year	Specifications	Master	Slave	Prefilled Master
10	490"	8.0L	1992-96	(to 4/96)	99281	99408	
10	490"	8.0L	1996-02	(from 5/96)	99066	99408	

DODGE TRUCKS & VANS Light Duty

400 Thru 700 Series

Cyl.	CC / CI	Liter	Year	Specifications	Kit	Cover	Disc	Bearing	Pilot	O.D.	Hub	Teeth
6	225"	3.7L	1961-80	With 12" Clutch	91762					11-3/4	1-3/8	10
8	318"	5.2L	1957-64	Diaphragm	91796	92349	93318	94110	95037	13	1-3/8	10
8	318"	5.2L	1957-64	13" Clutch	91797	92353	93318	94110		13	1-3/8	10
8	318"	5.2L	1957-73	With 12" Clutch	91762					11-3/4	1-3/8	10
8	354"	5.8L	1961-66	Perkins Diesel With 12" Clutch	91762					11-3/4	1-3/8	10
8	354"	5.8L	1961-82	Diaphragm	91796	92349	93318	94110	95037	13	1-3/8	10
8	354"	5.8L	1961-82	Perkins Diesel With 13" Clutch	91797	92353	93318	94110		13	1-3/8	10

B, D, W100 - 350, R1500-3500 (RAM)

Cyl.	CC / CI	Liter	Year	Specifications	Kit	Cover	Disc	Bearing	Pilot	O.D.	Hub	Teeth
6	170"	2.8L	1967-69	10" Clutch	91585	92293	93241	94163	95037	10	1	23
6	198"	3.2L	1970-73	10" Clutch	91585	92293	93241	94163	95037	10	1	23
6	225"	3.7L	1969-83	Diaphragm	91689	92337	93281	94163	95037	11	1	23
6	225"	3.7L	1969-87	10" Clutch	91585	92293	93241	94163	95037	10	1	23
6	225"	3.7L	1984-87	With A435 Transmission	91698					11	1	23
6	225"	3.7L	2002-06		91774					12	1-1/8	10
6	240"	3.9L	1988-91	With A535 Transmission 5 Speed (Truck)	91617	92303	93261	94159	95037	10.4	1	23
6	240"	3.9L	1988-91	With A535 Transmission 5 Speed (Van)	91617	92303	93261	94159	95037	10.4	1	23
6	240"	3.9L	1988-91	With A435 Transmission 4 Speed (Truck)	91691	92325	93281	94159	95037	11	1	23
6	240"	3.9L	1992-93	Van	91611	92307	93257	94177	95028	10.4	1-1/8	10
6	240"	3.9L	1992-93		91705				95037	11	1	19
6	240"	3.9L	1994-01		91774					12	1-1/8	10
6	360"	5.9L	1988-93	Cummins Turbo Diesel	91783	92355	93328	94195	95037	13	1-1/4	10
6	360"	5.9L	1994-97	Cummins Turbo Diesel	91775	92348	93312	94195	95053	12-1/4	1-1/4	10

DODGE TRUCKS & VANS Light Duty

B, D, W100 - 350, R1500-3500 (RAM)

Cyl.	CC / CI	Liter	Year	Specifications	Kit	Cover	Disc	Bearing	Pilot	O.D.	Hub	Teeth
6	360"	5.9L	1998-02	Cummins Turbo Diesel 5 Speed	91760	92356	93324	94195	95027	12-1/4	1-1/4	10
6	360"	5.9L	2001-05	Cummins Turbo Diesel 6 Speed	91781	92368	93345	94195		13	1-3/8	10
6	360"	5.9L	2005-06	Cummins Turbo Diesel, Mercedes Trans, 1-3/8 x 10T	91764							
8	287"	4.7L	2002-06		91774					12	1-1/8	10
8	318"	5.2L	1966-70		91585	92293	93241	94163	95037	10	1	23
8	318"	5.2L	1966-85	Diaphragm	91689	92337	93281	94163	95037	11	1	23
8	318"	5.2L	1977-87	With A833 Transmission 10-1/2" Cover	91642	92309	93263	94163	95037	10-1/2	1	23
8	318"	5.2L	1988-91		91691	92325	93281	94159	95037	11	1	23
8	318"	5.2L	1992-93		91705				95037	11	1	19
8	318"	5.2L	1994-00		91774					12	1-1/8	10
8	318"	5.2L	2001		91774					12	1-1/8	10
8	345"	5.7L	2003-05		91746					11-3/4	1-3/8	10
8	360"	5.9L	1971-87	Diaphragm	91689	92337	93281	94163	95037	11	1	23
8	360"	5.9L	1988-91		91691	92325	93281	94159	95037	11	1	23
8	360"	5.9L	1992-93		91705				95037	11	1	19
8	360"	5.9L	1994-03		91774					12	1-1/8	10
8	360"	5.9L	2005-06	Solid Flywheel Conversion Kit	TBA							
10	488"	8.0L	1994-97		91775	92348	93312	94195	95053	12-1/4	1-1/4	10
10	488"	8.0L	1998-03		91760	92356	93324	94195	95027	12-1/4	1-1/4	10
10	505"	8.3L	2004-06	SRT 10	91562					12-1/4	1-1/8	26

CARAVAN, MINI RAM

Cyl.	CC / CI	Liter	Year	Specifications	Kit	Cover	Disc	Bearing	Pilot	O.D.	Hub	Teeth
4	135"	2.2L	1983-89		91427	92233	93211	94133		9	13/16	18
4	153"	2.5L	1990		91424	92232	93211	94133		9	13/16	18
4	153"	2.5L	1991-92		91404	92233	93215	94133		9	15/16	17
4	153"	2.5L	1993-95	Modular Kit	91439					9	13/16	17
4	156"	2.6L	1983-86		91360	92211	93171	94031	95001	8-7/8	1	23
6	181"	3.0L	1990		91424	92232	93211	94133		9	13/16	18
6	181"	3.0L	1991-94		91404	92233	93215	94133		9	15/16	17

D50, POWER RAM, RAM 50

Cyl.	CC / CI	Liter	Year	Specifications	Kit	Cover	Disc	Bearing	Pilot	O.D.	Hub	Teeth
4	2000cc	2.0L	1979-80	2WD, 4WD	91217	92151	93125	94011	95001	8-1/2	7/8	20
4	2000cc	2.0L	1981-90	Includes 2WD, 4WD	91225	92151	93121	94031	95001	8-1/2	1	23
4	2300cc	2.3L	1982-86	Diesel (to 9/83)	91360	92211	93171	94031	95001	8-7/8	1	23
4	2400cc	2.4L	1990-94		91360	92211	93171	94031	95001	8-7/8	1	23
6	3000cc	3.0L	1990-94		91523	92271	93229	94063	95003	9-1/2	1-1/8	14

DAKOTA

Cyl.	CC / CI	Liter	Year	Specifications	Kit	Cover	Disc	Bearing	Pilot	O.D.	Hub	Teeth
4	135"	2.2L	1987-88		91433	92236	93216	94159	95037	9-1/8	1	23
4	153"	2.5L	1989-91		91433	92236	93216	94159	95037	9-1/8	1	23
4	153"	2.5L	1992		91437	92238	93206	94177	95027	9-1/8	1	19
4	153"	2.5L	1993-95		91445	92238	93222	94177	95027	9-1/8	1-1/8	10
4	153"	2.5L	1996-98		91431	92238	93218	94177	95027	9-1/8	1	14
4	153"	2.5L	1999-02		91436	92238	93214	94177	95027	9-1/8	1	19
6	226"	3.7L	2004-06		91774					12	1-1/8	10
6	240"	3.9L	1987-91		91617	92303	93261	94159	95037	10.4	1	23
6	240"	3.9L	1992-99		91611	92307	93257	94177	95028	10.4	1-1/8	10
6	240"	3.9L	2000		91649					10-1/2	1-1/8	10
6	240"	3.9L	2001-03		91774					12	1-1/8	10
8	285"	4.7L	2000		91680					11	1-1/8	10
8	285"	4.7L	2001-06		91774					12	1-1/8	10
8	318"	5.2L	1994-99		91774					12	1-1/8	10

RAIDER

Cyl.	CC / CI	Liter	Year	Specifications	Kit	Cover	Disc	Bearing	Pilot	O.D.	Hub	Teeth
4	2000cc	2.0L	1987-89		91225	92151	93121	94031	95001	8-1/2	1	23
4	2600cc	2.6L	1987-90		91361	92211	93171	94047	95001	8-7/8	1	23
6	3000cc	3.0L	1988-90		91523	92271	93229	94063	95003	9-1/2	1-1/8	14

DODGE TRUCKS & VANS Light Duty

RAMPAGE

Cyl.	CC / CI	Liter	Year	Specifications	Kit	Cover	Disc	Bearing	Pilot	O.D.	Hub	Teeth
4	135"	2.2L	1982-84		91295	92137	93159	94133		8-1/2	13/16	18

DODGE TRUCKS & VANS Light Duty Hydraulics

100, 200, 300 SERIES (Includes RAMCHARGER)

Cyl.	CC / CI	Liter	Year	Specifications	Master	Slave	Prefilled Master
6	240"	3.9L	1988-91	Van	99064	99458	
6	240"	3.9L	1988-91	A535 Trans	99078	99458	99917
6	240"	3.9L	1988-91	A435 Trans	99078	99458	99917
6	240"	3.9L	1992-93	B100/250 Van	99064	99438	99969
6	240"	3.9L	1992-93	Mexico	99076	99442	Note
6	240"	3.9L	1992-93	Except Van	99078	99442	99883
6	240"	3.9L	1994-97		99080	99442	99889
6	240"	3.9L	1998-99		99194	99486	
8	318"	5.2L	1986-87	11" Disc	99096	99456	
8	318"	5.2L	1988-91		99078	99458	99917
8	318"	5.2L	1992-93	Mexico	99076	99442	Note
8	318"	5.2L	1992-93	USA	99078	99442	99883
8	318"	5.2L	1994-97		99080	99442	99889
8	318"	5.2L	1998-99		99194	99486	
8	360"	5.9L	1986-87		99096	99456	
8	360"	5.9L	1988-91		99078	99458	99917
8	360"	5.9L	1992-93	Mexico	99076	99442	Note
8	360"	5.9L	1992-93	USA	99078	99442	99883
8	360"	5.9L	1994-97		99080	99442	99889
8	360"	5.9L	1998		99194	99486	

100, 200, 300 SERIES TURBO DIESEL

Cyl.	CC / CI	Liter	Year	Specifications	Master	Slave	Prefilled Master
6	359"	5.9L	1988-91		99100	99456	
6	359"	5.9L	1992-93		99076	99440	99895
6	359"	5.9L	1994-97		99080	99446	99889

1500, 2500, 3500 SERIES TURBO DIESEL

Cyl.	CC / CI	Liter	Year	Specifications	Master	Slave	Prefilled Master
6	360"	5.9L	1994-97	Cummins Engine	99080	99446	
6	360"	5.9L	1998-02	5 Speed Cummins Engine	99194	99486	
6	360"	5.9L	2001-02	6 Speed Cummins Engine	99194	99486	
6	360"	5.9L	2003-04	5 Speed Cummins Engine	99194	99746	
6	360"	5.9L	2003-04	6 Speed Cummins Engine	99194	99746	
6	360"	5.9L	2005	6 Speed Cummins Engine	99194	99747	99870

1500, 2500, 3500 SERIES

Cyl.	CC / CI	Liter	Year	Specifications	Master	Slave	Prefilled Master
6	225"	3.7L	2002-03	(to 6/03)	99194	99745	
6	225"	3.7L	2002-05	(from 7/03)	99194	99746	
6	240"	3.9L	1994-97		99080	99442	
6	240"	3.9L	1994-97	Optional HD 12" Replacement	99080	99442	
6	240"	3.9L	1998-99		99194	99486	99881
6	240"	3.9L	1998-99	Optional HD 12" Replacement	99194	99486	99881
6	240"	3.9L	2000-01	Gas	99194	99506	99965
8	287"	4.7L	2002-05	Replaces 11" OE Clutch	99194		
8	318"	5.2L	1994-97		99080	99442	
8	318"	5.2L	1998-00		99194	99486	99881
8	318"	5.2L	2001	Gas	99194	99506	99965
8	360"	5.9L	1994-97	Gas	99080	99442	99891
8	360"	5.9L	1994-97	Optional HD 12" Replacement	99080	99442	99891
8	360"	5.9L	1998-99	Gas	99194	99486	99881
8	360"	5.9L	1998-99	Optional HD 12" Replacement	99194	99486	99881
8	360"	5.9L	2000-02	Gas Replaces 11" OE clutch	99194	99506	99965
10	488"	8.0L	1994-97		99080	99446	99891
10	488"	8.0L	1998-03		99194	99486	
10	505"	8.3L	2004-06	SRT 10	99290	99739	

D50, POWER RAM, RAM 50

Cyl.	CC / CI	Liter	Year	Specifications	Master	Slave	Prefilled Master
6	3000cc	3.0L	1990-94		99103	99507	

DODGE TRUCKS & VANS Light Duty Hydraulics

DAKOTA

Cyl.	CC / CI	Liter	Year	Specifications	Master	Slave	Prefilled Master
4	135"	2.2L	1988	2WD (with A535 trans) 5 speed	99070	99458	
4	153"	2.5L	1989-91	2WD (with A535 trans)	99070	99458	
4	153"	2.5L	1992	19T	99070	99438	
4	153"	2.5L	1993-95	10T	99070	99438	99981
4	153"	2.5L	1996		99148	99438	
4	153"	2.5L	1997-98		99186	99482	99974
4	153"	2.5L	1999-02		99186	99482	99972
6	226"	3.7L	2004-06	Gas Replaces 11" OE clutch	99298	99744	
6	240"	3.9L	1987-91		99070	99458	
6	240"	3.9L	1992-94		99070	99438	99981
6	240"	3.9L	1995-96		99148	99438	99979
6	240"	3.9L	1997-99		99186	99482	99974
6	240"	3.9L	2000		99186	99482	99972
6	240"	3.9L	2001-03	Gas Replaces 11" OE clutch	99186	99482	
8	285"	4.7L	2000-03		99186	99482	
8	285"	4.7L	2004-06		99298	99744	TBA
8	318"	5.2L	1994		99070	99438	
8	318"	5.2L	1995-96		99148	99438	99979
8	318"	5.2L	1997-99		99186	99482	

RAIDER

Cyl.	CC / CI	Liter	Year	Specifications	Master	Slave	Prefilled Master
4	156"	2.6L	1987-89		99135	99497	
6	181"	3.0L	1988-89		99103	99507	

EAGLE

ALLIANCE

Cyl.	CC / CI	Liter	Year	Specifications	Kit	Cover	Disc	Bearing	Pilot	O.D.	Hub	Teeth
4	1689cc	1.7L	1988		91139	92098	93092	94022		7-7/8	13/16	26

SUMMIT

Cyl.	CC / CI	Liter	Year	Specifications	Kit	Cover	Disc	Bearing	Pilot	O.D.	Hub	Teeth
4	1468cc	1.5L	1989-91	Canada	91031	92025	93033	94025		7-1/4	7/8	20
4	1468cc	1.5L	1989-95		91109	92083	93061	94025	95001	7-7/8	7/8	20
4	1597cc	1.6L	1989-90		91109	92083	93061	94025	95001	7-7/8	7/8	20
4	1834cc	1.8L	1993-96	Includes Wagon	91274	92151	93119	94025		8-1/2	7/8	20
4	2351cc	2.4L	1992-96		91355	92213	93173	94025		8-7/8	7/8	20

TALON

Cyl.	CC / CI	Liter	Year	Specifications	Kit	Cover	Disc	Bearing	Pilot	O.D.	Hub	Teeth
4	2000cc	2.0L	1989-91	Non Turbo W and WO Speed Control	91274	92151	93119	94025		8-1/2	7/8	20
4	2000cc	2.0L	1989-91	2WD, 4WD, Turbo	91355	92213	93173	94025		8-7/8	7/8	20
4	2000cc	2.0L	1992	4WD, Turbo	91355	92213	93173	94025		8-7/8	7/8	20
4	2000cc	2.0L	1992-94	Non Turbo	91274	92151	93119	94025		8-1/2	7/8	20
4	2000cc	2.0L	1992-99	2WD, 4WD, Turbo	91355	92213	93173	94025		8-7/8	7/8	20
4	2000cc	2.0L	1995-99	Non Turbo Modular Kit With Flywheel	91441					9	15/16	17

EAGLE

2000 GTX

Cyl.	CC / CI	Liter	Year	Specifications	Kit	Cover	Disc	Bearing	Pilot	O.D.	Hub	Teeth
4	2000cc	2.0L	1990-91	2WD, Canada	91274	92151	93119	94025		8-1/2	7/8	20
4	2000cc	2.0L	1990-94	2WD, 4WD, Canada	91355	92213	93173	94025		8-7/8	7/8	20

VISTA

Cyl.	CC / CI	Liter	Year	Specifications	Kit	Cover	Disc	Bearing	Pilot	O.D.	Hub	Teeth
4	1800cc	1.8L	1988-92	Canada	91274	92151	93119	94025		8-1/2	7/8	20
4	2400cc	2.4L	1988-92	Canada	91355	92213	93173	94025		8-7/8	7/8	20

EAGLE Hydraulics

SUMMIT

Cyl.	CC / CI	Liter	Year	Specifications	Master	Slave	Prefilled Master
4	1500cc	1.5L	1989-94		99107	99499	
4	1500cc	1.5L	1995-96		99107	99513	
4	1600cc	1.6L	1989-90		99107	99501	
4	1800cc	1.8L	1993-96		99107	99513	
4	1800cc	1.8L	1993-96	AWD	99115	99505	

EAGLE Hydraulics

SUMMIT

Cyl.	CC / CI	Liter	Year	Specifications	Master	Slave	Prefilled Master
4	2400cc	2.4L	1992	AWD	99115	99505	
4	2400cc	2.4L	1992-96	Wagon	99115	99444	
4	2400cc	2.4L	1993-96	AWD	99115	99513	

TALON

Cyl.	CC / CI	Liter	Year	Specifications	Master	Slave	Prefilled Master
4	110"	1.8L	1989-91	Without Speed Control	99109	99501	
4	110"	1.8L	1989-91	With Speed Control	99111	99501	
4	110"	1.8L	1992-94		99111	99501	
4	121"	2.0L	1989-91	Without Speed Control	99109	99501	
4	121"	2.0L	1989-91	Turbo Without Speed Control	99109	99509	
4	121"	2.0L	1989-91	With Speed Control	99111	99501	
4	121"	2.0L	1989-91	Turbo With Speed Control	99111	99509	
4	121"	2.0L	1992-94		99111	99501	
4	121"	2.0L	1992-94	Turbo	99111	99509	
4	121"	2.0L	1995-99	Turbo	99125	99513	

FIAT

124												
Cyl.	CC / CI	Liter	Year	Specifications	Kit	Cover	Disc	Bearing	Pilot	O.D.	Hub	Teeth
4	1200cc	1.2L	1966-69		91027					7-1/8	3/4	17
4	1600cc	1.6L	1968-78		91211	92024	93127	94004	95005	8-7/16	7/8	20
4	1800cc	1.8L	1968-78		91211	92024	93127	94004	95005	8-7/16	7/8	20

128												
Cyl.	CC / CI	Liter	Year	Specifications	Kit	Cover	Disc	Bearing	Pilot	O.D.	Hub	Teeth
4	1100cc	1.1L	1971-87	(To 3/74) To Eng # 2069396	91027					7-1/8	3/4	17

131												
Cyl.	CC / CI	Liter	Year	Specifications	Kit	Cover	Disc	Bearing	Pilot	O.D.	Hub	Teeth
4	1800cc	1.8L	1975-78		91211	92024	93127	94004	95005	8-7/16	7/8	20
4	2000cc	2.0L	1978-81		91211	92024	93127	94004	95005	8-7/16	7/8	20

850												
Cyl.	CC / CI	Liter	Year	Specifications	Kit	Cover	Disc	Bearing	Pilot	O.D.	Hub	Teeth
4	1800cc	1.8L	1975-78		91211	92024	93127	94004	95005	8-7/16	7/8	20

SPIDER 2000												
Cyl.	CC / CI	Liter	Year	Specifications	Kit	Cover	Disc	Bearing	Pilot	O.D.	Hub	Teeth
4	2000cc	2.0L	1979-85		91211	92024	93127	94004	95005	8-7/16	7/8	20

STRADA												
Cyl.	CC / CI	Liter	Year	Specifications	Kit	Cover	Disc	Bearing	Pilot	O.D.	Hub	Teeth
4	1800cc	1.8L	1968-78		91211	92024	93127	94004	95005	8-7/16	7/8	20
4	2000cc	2.0L	1968-83		91211	92024	93127	94004	95005	8-7/16	7/8	20

X-1/9												
Cyl.	CC / CI	Liter	Year	Specifications	Kit	Cover	Disc	Bearing	Pilot	O.D.	Hub	Teeth
4	1100cc	1.1L	1974		91027					7-1/8	3/4	17

FORD

ASPIRE												
Cyl.	CC / CI	Liter	Year	Specifications	Kit	Cover	Disc	Bearing	Pilot	O.D.	Hub	Teeth
4	81"	1.3L	1994-97		91019	92023	93017	94073	95005	7-1/8	3/4	18

COBRA JET												
Cyl.	CC / CI	Liter	Year	Specifications	Kit	Cover	Disc	Bearing	Pilot	O.D.	Hub	Teeth
8	351"	5.8L	1972-74	Lever Style	91711	92319	93285	94125	95055	11	1-1/16	10

CONTOUR												
Cyl.	CC / CI	Liter	Year	Specifications	Kit	Cover	Disc	Bearing	Pilot	O.D.	Hub	Teeth
4	121"	2.0L	1995-00		91505					9-7/16	1-1/32	23
6	153"	2.5L	1995-00	Includes SVT	91507	92270	93210	94170		9-7/16	1-1/32	23

CUSTOM, GALAXIE, 300, 500 SERIES												
Cyl.	CC / CI	Liter	Year	Specifications	Kit	Cover	Disc	Bearing	Pilot	O.D.	Hub	Teeth
6	223"	3.6L	1963-64	Diaphragm	91595	92287	93243	94125	95013	10	1-1/16	10
6	223"	3.6L	1963-64	With 11" Clutch, 10T Lever Style	91711	92319	93285	94125	95055	11	1-1/16	10
6	240"	3.9L	1965-72	Diaphragm	91595	92287	93243	94125	95013	10	1-1/16	10
6	240"	3.9L	1965-72	11" Lever Style	91711	92319	93285	94125	95055	11	1-1/16	10

FORD**CUSTOM, GALAXIE, 300, 500 SERIES**

Cyl.	CC / CI	Liter	Year	Specifications	Kit	Cover	Disc	Bearing	Pilot	O.D.	Hub	Teeth
8	260"	4.3L	1963-67	Diaphragm	91595	92287	93243	94125	95013	10	1-1/16	10
8	289"	4.7L	1963-67	Diaphragm	91595	92287	93243	94125	95013	10	1-1/16	10
8	302"	5.0L	1968-72	Diaphragm	91595	92287	93243	94125	95013	10	1-1/16	10
8	350"	5.7L	1969-73	Diaphragm	91595	92287	93243	94125	95013	10	1-1/16	10
8	350"	5.7L	1969-73	11" Lever Style	91711	92319	93285	94125	95055	11	1-1/16	10
8	351"	5.8L	1969-73	Diaphragm	91595	92287	93243	94125	95013	10	1-1/16	10
8	351"	5.8L	1969-73	11" Lever Style	91711	92319	93285	94125	95055	11	1-1/16	10
8	390"	6.4L	1963-71	3 and 4 Speed, 11" Lever Style	91711	92319	93285	94125	95055	11	1-1/16	10
8	406"	6.6L	1962-63	11" Lever Style	91711	92319	93285	94125	95055	11	1-1/16	10

ESCORT, EXP, ZX2

Cyl.	CC / CI	Liter	Year	Specifications	Kit	Cover	Disc	Bearing	Pilot	O.D.	Hub	Teeth
4	110"	1.8L	1990-96	DOHC	91241	92163S	93135	94019	95005	8-1/2	15/16	22
4	116"	1.9L	1985	With 4 Speed Except RJS	91270	92133	93131	94193	95015	8-1/2	7/8	20
4	116"	1.9L	1985	With 5 Speed or RJS 4 Speed	91270	92133	93131	94193	95015	8-1/2	7/8	20
4	116"	1.9L	1986	With 4 Speed RJS-AD, RJS-AE	91270	92133	93131	94193	95015	8-1/2	7/8	20
4	116"	1.9L	1986	With 5 Speed or RJS-AB 4 Speed	91270	92133	93131	94193	95015	8-1/2	7/8	20
4	116"	1.9L	1987		91270	92133	93131	94193	95015	8-1/2	7/8	20
4	116"	1.9L	1988-90		91273	92133	93131	94129	95015	8-1/2	7/8	20
4	116"	1.9L	1991-96	SOHC	91135	92101	93073	94073	95015	7-7/8	7/8	20
4	122"	2.0L	1984-87	Diesel	91161	92107	93069	94129		7-7/8	7/8	20
4	122"	2.0L	1997-03	DOHC except ZX2	91318	92194	93179	94128	95015	8-13/16	15/16	22
4	122"	2.0L	1997-03	SOHC	91318	92194	93179	94128	95015	8-13/16	15/16	22
4	98"	1.6L	1981-82		91159	92107	93069	94143		7-7/8	7/8	20
4	98"	1.6L	1983-84	With 4 Speed Transmission	91161	92107	93069	94129		7-7/8	7/8	20
4	98"	1.6L	1983-84	With 5 Speed Transmission	91161	92107	93069	94129		7-7/8	7/8	20
4	98"	1.6L	1985	With 4 Speed Except RJS	91161	92107	93069	94129		7-7/8	7/8	20
4	98"	1.6L	1985	With 5 Speed or RJS 4 Speed	91161	92107	93069	94129		7-7/8	7/8	20
4	98"	1.6L	1986	With 4 Speed RJS-AD, RJS-AE	91161	92107	93069	94129		7-7/8	7/8	20
4	98"	1.6L	1986	With 5 Speed or RJS-AB 4 Speed	91161	92107	93069	94129		7-7/8	7/8	20

FAIRLANE, TORINO

Cyl.	CC / CI	Liter	Year	Specifications	Kit	Cover	Disc	Bearing	Pilot	O.D.	Hub	Teeth
6	250"	4.1L	1969-74	Diaphragm	91595	92287	93243	94125	95013	10	1-1/16	10
8	221"	3.6L	1963-64	Diaphragm	91595	92287	93243	94125	95013	10	1-1/16	10
8	289"	4.7L	1966-69	Diaphragm	91595	92287	93243	94125	95013	10	1-1/16	10
8	302"	5.0L	1968-74	Diaphragm	91595	92287	93243	94125	95013	10	1-1/16	10
8	351"	5.7L	1968-73	Lever Style	91711	92319	93285	94125	95055	11	1-1/16	10
8	390"	6.4L	1966-69	2 BBL Lever Style	91711	92319	93285	94125	95055	11	1-1/16	10

FAIRMONT, MAVERICK

Cyl.	CC / CI	Liter	Year	Specifications	Kit	Cover	Disc	Bearing	Pilot	O.D.	Hub	Teeth
4	140"	2.3L	1978-83		91279	92139	93139	94141	95015	8-1/2	1	23
6	200"	3.3L	1978-81		91421	92234	93207	94119	95013	9-1/16	1-1/16	10
6	250"	4.1L	1974-77	Diaphragm	91587	92287	93243	94119	95013	10	1-1/16	10
8	302"	5.0L	1973-78	Diaphragm	91587	92287	93243	94119	95013	10	1-1/16	10
8	302"	5.0L	1979		91589	92289	93243	94119	95013	10	1-1/16	10

FALCON

Cyl.	CC / CI	Liter	Year	Specifications	Kit	Cover	Disc	Bearing	Pilot	O.D.	Hub	Teeth
6	250"	4.1L	1970	Diaphragm	91587	92287	93243	94119	95013	10	1-1/16	10
8	260"	4.3L	1963-64	Diaphragm	91595	92287	93243	94125	95013	10	1-1/16	10
8	289"	4.7L	1966-69	Diaphragm	91595	92287	93243	94125	95013	10	1-1/16	10
8	302"	5.0L	1968-70	Diaphragm	91595	92287	93243	94125	95013	10	1-1/16	10
8	351"	5.7L	1968-70	Lever Style	91711	92319	93285	94125	95055	11	1-1/16	10

FESTIVA

Cyl.	CC / CI	Liter	Year	Specifications	Kit	Cover	Disc	Bearing	Pilot	O.D.	Hub	Teeth
4	81"	1.3L	1988-93		91019	92023	93017	94073	95005	7-1/8	3/4	18

FIESTA

Cyl.	CC / CI	Liter	Year	Specifications	Kit	Cover	Disc	Bearing	Pilot	O.D.	Hub	Teeth
4	98"	1.6L	1977-80		91075					7-1/2	25/32	17

FORD**FOCUS**

Cyl.	CC / CI	Liter	Year	Specifications	Kit	Cover	Disc	Bearing	Pilot	O.D.	Hub	Teeth
4	121"	2.0L	2000-04	LX, SE, 17T	91323					8-11/16	3/4	17
4	121"	2.0L	2000-04	ZTS, ZX3, ZX5, 23T	91390					9	1	23
4	121"	2.0L	2002-05		91236							
4	121"	2.0L	2004-06	10T	91478					9-3/8	1-1/8	10
4	121"	2.3L	2004-05	LX, SE, ZTS, ZTN, ZX3, ZX5	91478					9-3/8	1-1/8	10

FUSION

Cyl.	CC / CI	Liter	Year	Specifications	Kit	Cover	Disc	Bearing	Pilot	O.D.	Hub	Teeth
4	140"	2.3L	2006-07		91316							

GRANADA, LTD II

Cyl.	CC / CI	Liter	Year	Specifications	Kit	Cover	Disc	Bearing	Pilot	O.D.	Hub	Teeth
4	140"	2.3L	1980-83		91279	92139	93139	94141	95015	8-1/2	1	23
6	250"	4.1L	1974-80	Diaphragm	91587	92287	93243	94119	95013	10	1-1/16	10
8	302"	5.0L	1974-80	Diaphragm	91587	92287	93243	94119	95013	10	1-1/16	10

MUSTANG, MUSTANG II

Cyl.	CC / CI	Liter	Year	Specifications	Kit	Cover	Disc	Bearing	Pilot	O.D.	Hub	Teeth
4	140"	2.3L	1974	German 4 Speed (Aluminum Cover & Exposed Shifter Rods)	91279	92139	93139	94141	95015	8-1/2	1	23
4	140"	2.3L	1974-78	Ford 4 Speed (Steel Cover & Enclosed Shifter Rods)	91283	92139	93141	94119	95015	8-1/2	1-1/16	10
4	140"	2.3L	1979-82	Turbo	91259	92143	93143	94119	95015	8-1/2	1-1/16	10
4	140"	2.3L	1979-83	Ford 4 Speed Non Turbo (Steel Cover & Enclosed Shifter Rods)	91267	92139	93143	94119	95015	8-1/2	1-1/16	10
4	140"	2.3L	1979-83	German 4 Speed (Aluminum Cover & Exposed Shifter Rods)	91279	92139	93139	94141	95015	8-1/2	1	23
4	140"	2.3L	1980-82	5 Speed Non Turbo (from 12/80)	91281	92139	93139	94119	95015	8-1/2	1	23
4	140"	2.3L	1981	5 Speed Non Turbo (from 10/80) (to 11/80)	91259	92143	93143	94119	95015	8-1/2	1-1/16	10
4	140"	2.3L	1984-86	German 4 Speed (Aluminum Cover & Exposed Shifter Rods)	91279	92139	93139	94141	95015	8-1/2	1	23
4	140"	2.3L	1984-88	Turbo	91423	92251	93207	94119	95015	9-1/16	1-1/16	10
4	140"	2.3L	1987-94	Warner 5 Speed, Non Turbo	91267	92139	93143	94119	95015	8-1/2	1-1/16	10
6	200"	3.3L	1979-82		91421	92234	93207	94119	95013	9-1/16	1-1/16	10
6	232"	3.8L	1994-04		91669	92328	93284	94119	95013	11	1-1/16	10
6	233"	3.9L	2004		91669	92328	93284	94119	95013	11	1-1/16	10
6	244"	4.0L	2005-07		91600					10	1	10
6	250"	4.1L	1969-74	Diaphragm	91595	92287	93243	94125	95013	10	1-1/16	10
8	281"	4.6L	1996-98	GT With T45 Transmission	91645	92311	93205	94119	95013	10-1/2	1-1/16	10
8	281"	4.6L	1999-00	Cobra	91684	92375	93355	94119	95013	11	1-1/16	10
8	281"	4.6L	1999-01	GT With T45 Transmission (to 01/01)	91645	92311	93205	94119	95013	10-1/2	1-1/16	10
8	281"	4.6L	2001-04	Cobra With T56 Transmission	91684	92375	93355	94119	95013	11	1-1/16	10
8	281"	4.6L	2001-04	GT With TR3650 Transmission (From 02/01)	91686					11	1-1/16	10
8	281"	4.6L	2005-07		91606					11	1-1/16	10
8	289"	4.7L	1966-69	Diaphragm	91595	92287	93243	94125	95013	10	1-1/16	10
8	302"	5.0L	1968-74	Diaphragm	91595	92287	93243	94125	95013	10	1-1/16	10
8	302"	5.0L	1975-78		91579	92295	93243	94119	95013	10	1-1/16	10
8	302"	5.0L	1979-85		91589	92289	93243	94119	95013	10	1-1/16	10
8	302"	5.0L	1986-93		91645	92311	93205	94119	95013	10-1/2	1-1/16	10
8	302"	5.0L	1993-95	Cobra	91644				95013	10-1/2	1-1/16	10
8	302"	5.0L	1994-95		91645	92311	93205	94119	95013	10-1/2	1-1/16	10
8	351"	5.7L	1968-74	Lever Style	91711	92319	93285	94125	95055	11	1-1/16	10
8	390"	6.4L	1966-67	Diaphragm	91769	92341	93299	94125	95013	12	1-1/16	10

PINTO

Cyl.	CC / CI	Liter	Year	Specifications	Kit	Cover	Disc	Bearing	Pilot	O.D.	Hub	Teeth
4	122"	2.0L	1971-74		91279	92139	93139	94141	95015	8-1/2	1	23
4	140"	2.3L	1974-80		91279	92139	93139	94141	95015	8-1/2	1	23

PROBE

Cyl.	CC / CI	Liter	Year	Specifications	Kit	Cover	Disc	Bearing	Pilot	O.D.	Hub	Teeth
4	122"	2.0L	1992-97	Non Turbo	91243	92165	93135	94019	95005	8-7/8	15/16	22
4	133"	2.2L	1988-92	Non Turbo	91373	92219	93179	94019	95005	8-7/8	15/16	22
4	133"	2.2L	1988-92	Turbo With ABS	91529	92275	93227	94019	95001	9-1/2	1	23

FORD

PROBE

Cyl.	CC / CI	Liter	Year	Specifications	Kit	Cover	Disc	Bearing	Pilot	O.D.	Hub	Teeth
4	133"	2.2L	1988-92	Turbo Without ABS	91529	92275	93227	94019	95001	9-1/2	1	23
6	152"	2.5L	1993-97		91377	92219	93179	94019	95005	8-7/8	15/16	22
6	182"	3.0L	1990-92	With ABS	91535	92263	93227	94019	95005	9-1/2	1	23
6	182"	3.0L	1990-92	Without ABS	91535	92263	93227	94019	95005	9-1/2	1	23

RANCHERO

Cyl.	CC / CI	Liter	Year	Specifications	Kit	Cover	Disc	Bearing	Pilot	O.D.	Hub	Teeth
8	302"	5.0L	1968-74	Diaphragm	91595	92287	93243	94125	95013	10	1-1/16	10
8	351"	5.7L	1970-74	Lever Style	91711	92319	93285	94125	95055	11	1-1/16	10
8	390"	6.4L	1967-69	Lever Style	91711	92319	93285	94125	95055	11	1-1/16	10

TAURUS

Cyl.	CC / CI	Liter	Year	Specifications	Kit	Cover	Disc	Bearing	Pilot	O.D.	Hub	Teeth
4	151"	2.5L	1986-89		91270	92133	93131	94193	95015	8-1/2	7/8	20
6	183"	3.0L	1986-88		91270	92133	93131	94193	95015	8-1/2	7/8	20
6	183"	3.0L	1989-90	SHO	91486					9-1/4	7/8	20
6	183"	3.0L	1991-95	SHO	91557	92272	93234	94129		9-3/4	7/8	20

TEMPO

Cyl.	CC / CI	Liter	Year	Specifications	Kit	Cover	Disc	Bearing	Pilot	O.D.	Hub	Teeth
4	122"	2.0L	1984-87	Diesel	91161	92107	93069	94129		7-7/8	7/8	20
4	140"	2.3L	1984-94		91270	92133	93131	94193	95015	8-1/2	7/8	20
4	140"	2.3L	1988-94		91273	92133	93131	94129	95015	8-1/2	7/8	20
6	183"	3.0L	1992-94		91493	92256	93224	94129		9-1/4	7/8	20

THUNDERBIRD

Cyl.	CC / CI	Liter	Year	Specifications	Kit	Cover	Disc	Bearing	Pilot	O.D.	Hub	Teeth
4	140"	2.3L	1984-88	Turbo	91423	92251	93207	94119	95015	9-1/16	1-1/16	10
6	232"	3.8L	1989-93		91695	92329	93293	94131	95013	11	1-1/16	10
6	232"	3.8L	1994-97		91735				95013	11-1/2	1-1/16	10

FORD Hydraulics

CONTOUR

Cyl.	CC / CI	Liter	Year	Specifications	Master	Slave	Prefilled Master
4	121"	2.0L	1995-00		99017		
6	153"	2.5L	1995-00	Includes SVT Series	99017		w/Bearing

ESCORT, EXP

Cyl.	CC / CI	Liter	Year	Specifications	Master	Slave	Prefilled Master
4	112"	1.8L	1991-96	DOHC, GT	99183	99585	
4	116"	1.9L	1991-96		99183	99589	

FOCUS

Cyl.	CC / CI	Liter	Year	Specifications	Master	Slave	Prefilled Master
4	121"	2.0L	2000-04	ZTS, ZX3	99288		
4	122"	2.0L	2000-04	LX, SE	99288		

PROBE

Cyl.	CC / CI	Liter	Year	Specifications	Master	Slave	Prefilled Master
4	122"	2.0L	1992-97		99167	99587	
4	135"	2.2L	1988-92	Except Turbo	99163	99541	
4	135"	2.2L	1989-92	Turbo Without ABS	99163	99543	
4	135"	2.2L	1989-92	Turbo With ABS	99165	99543	
6	153"	2.5L	1993-97		99167	99587	
6	183"	3.0L	1990-92	Without ABS	99163	99561	
6	183"	3.0L	1990-92	With ABS	99165	99561	

THUNDERBIRD

Cyl.	CC / CI	Liter	Year	Specifications	Master	Slave	Prefilled Master
4	140"	2.3L	1987-88	Includes Turbo	99044	99454	
6	232"	3.8L	1989-93	Super Coupe	99098	99406	
6	232"	3.8L	1994-97	Super Coupe	99092	99406	

FORD TRUCKS & VANS Light Duty

AEROSTAR

Cyl.	CC / CI	Liter	Year	Specifications	Kit	Cover	Disc	Bearing	Pilot	O.D.	Hub	Teeth
4	140"	2.3L	1985-88		91395	92191	93181	94127	95015	8-7/8	1	23
6	171"	2.8L	1985-87		91395	92191	93181	94127	95015	8-7/8	1	23
6	183"	3.0L	1985-87		91395	92191	93181	94127	95015	8-7/8	1	23
6	183"	3.0L	1988-92		91393	92191	93181	94131	95015	8-7/8	1	23

FORD TRUCKS & VANS Light Duty

AEROSTAR

Cyl.	CC / CI	Liter	Year	Specifications	Kit	Cover	Disc	Bearing	Pilot	O.D.	Hub	Teeth
6	183"	3.0L	1993-95		91381	92191	93181	94171	95015	8-7/8	1	23

All

Cyl.	CC / CI	Liter	Year	Specifications	Kit	Cover	Disc	Bearing	Pilot	O.D.	Hub	Teeth
6	223"	3.6L	1964		91595	92287	93243	94125	95013	10	1-1/16	10
6	232"	3.8L	1983		91587	92287	93243	94119	95013	10	1-1/16	10
6	240"	3.9L	1965	Diaphragm	91595	92287	93243	94125	95013	10	1-1/16	10
6	240"	3.9L	1965-76	11" Lever Style	91711	92319	93285	94125	95055	11	1-1/16	10
6	255"	4.2L	1997-00		91736	92322	93288	94171	95013	11-1/2	1-1/16	10
6	255"	4.2L	2001-04		91732	92322	93288	94190	95013	11-1/2	1-1/16	10
8	281"	4.6L	1997-00		91736	92322	93288	94171	95013	11-1/2	1-1/16	10
8	281"	4.6L	2001-04		91732	92322	93288	94190	95013	11-1/2	1-1/16	10
8	302"	5.0L	1962-69	Lever Style	91711	92319	93285	94125	95055	11	1-1/16	10
8	302"	5.0L	1970-77	to Y80,000 Lever Style	91711	92319	93285	94125	95055	11	1-1/16	10
8	302"	5.0L	1977-79	Sintered Button	91664	92321	93286	94125	95013	11	1-1/16	10
8	302"	5.0L	1977-79	from Y80,001	91713	92321	93285	94125	95013	11	1-1/16	10
8	302"	5.0L	1980	11" Clutch	91713	92321	93285	94125	95013	11	1-1/16	10
8	302"	5.0L	1980-82	Sintered Button	91664	92321	93286	94125	95013	11	1-1/16	10
8	302"	5.0L	1981-82	11" Clutch	91713	92321	93285	94125	95013	11	1-1/16	10
8	302"	5.0L	1983		91727	92321	93285	94119	95013	11	1-1/16	10
8	302"	5.0L	1983	Sintered Button	91728	92321	93286	94119	95013	11	1-1/16	10
8	302"	5.0L	1984-86	Under 8500 GVW	91587	92287	93243	94119	95013	10	1-1/16	10
8	302"	5.0L	1984-86	Over 8500 GVW	91662	92331	93285	94119	95013	11	1-1/16	10
8	302"	5.0L	1984-86	Sintered Button	91676	92321	93286	94119	95013	11	1-1/16	10

BRONCO II

Cyl.	CC / CI	Liter	Year	Specifications	Kit	Cover	Disc	Bearing	Pilot	O.D.	Hub	Teeth
4	122"	2.0L	1984		91397	92191	93181	94119	95015	8-7/8	1	23
4	122"	2.0L	1985-87		91395	92191	93181	94127	95015	8-7/8	1	23
4	122"	2.0L	1988		91393	92191	93181	94131	95015	8-7/8	1	23
4	140"	2.3L	1984		91397	92191	93181	94119	95015	8-7/8	1	23
4	140"	2.3L	1985-87		91395	92191	93181	94127	95015	8-7/8	1	23
4	140"	2.3L	1988		91393	92191	93181	94131	95015	8-7/8	1	23
6	171"	2.8L	1983-84		91397	92191	93181	94119	95015	8-7/8	1	23
6	171"	2.8L	1985-87		91395	92191	93181	94127	95015	8-7/8	1	23
6	177"	2.9L	1985-87		91395	92191	93181	94127	95015	8-7/8	1	23
6	177"	2.9L	1988-91		91393	92191	93181	94131	95015	8-7/8	1	23

BRONCO, F SERIES

Cyl.	CC / CI	Liter	Year	Specifications	Kit	Cover	Disc	Bearing	Pilot	O.D.	Hub	Teeth
6	300"	4.9L	1965-76	11" Lever Style	91711	92319	93285	94125	95055	11	1-1/16	10
6	300"	4.9L	1977	To Y80,000 Lever Style	91711	92319	93285	94125	95055	11	1-1/16	10
6	300"	4.9L	1977-79	Sintered Button	91664	92321	93286	94125	95013	11	1-1/16	10
6	300"	4.9L	1977-79	from Y80,001	91713	92321	93285	94125	95013	11	1-1/16	10
6	300"	4.9L	1980-82	Sintered Button	91664	92321	93286	94125	95013	11	1-1/16	10
6	300"	4.9L	1980-82	11" Clutch	91713	92321	93285	94125	95013	11	1-1/16	10
6	300"	4.9L	1983	Hydraulic Linkage	91587	92287	93243	94119	95013	10	1-1/16	10
6	300"	4.9L	1983	Mechanical Linkage	91727	92321	93285	94119	95013	11	1-1/16	10
6	300"	4.9L	1983	Sintered Button	91728	92321	93286	94119	95013	11	1-1/16	10
6	300"	4.9L	1984-86	Over 8500 GVW	91662	92331	93285	94119	95013	11	1-1/16	10
6	300"	4.9L	1984-86	Sintered Button	91676	92321	93286	94119	95013	11	1-1/16	10
6	300"	4.9L	1984-87	Under 8500 GVW	91587	92287	93243	94119	95013	10	1-1/16	10
6	300"	4.9L	1987	Over 8500 GVW	91719	92323	93287	94119	95013	11	1-1/16	10
6	300"	4.9L	1988-91	4 Speed, Under 8500 GVW	91587	92287	93243	94119	95013	10	1-1/16	10
6	300"	4.9L	1988-91	5 Speed	91591	92287	93243	94131	95013	10	1-1/16	10
6	300"	4.9L	1988-91	5 Speed	91715	92323	93287	94131	95013	11	1-1/16	10
6	300"	4.9L	1988-91	4 Speed, Over 8500 GVW	91719	92323	93287	94119	95013	11	1-1/16	10
6	300"	4.9L	1992	5 Speed	91591	92287	93243	94131	95013	10	1-1/16	10
6	300"	4.9L	1992	5 Speed	91715	92323	93287	94131	95013	11	1-1/16	10
6	300"	4.9L	1992-93	4 Speed, Over 8500 GVW	91719	92323	93287	94119	95013	11	1-1/16	10
6	300"	4.9L	1993-94		91593	92287	93243	94171	95013	10	1-1/16	10
6	300"	4.9L	1993-94	5 Speed	91699	92323	93287	94171	95013	11	1-1/16	10
6	300"	4.9L	1995-97	5 Speed	91699	92323	93287	94171	95013	11	1-1/16	10
8	302"	5.0L	1988-92	5 Speed	91715	92323	93287	94131	95013	11	1-1/16	10
8	302"	5.0L	1988-92	4 Speed	91719	92323	93287	94119	95013	11	1-1/16	10
8	302"	5.0L	1993	4 Speed	91719	92323	93287	94119	95013	11	1-1/16	10
8	302"	5.0L	1993-98	5 Speed	91699	92323	93287	94171	95013	11	1-1/16	10

FORD TRUCKS & VANS Light Duty

BRONCO, F SERIES

Cyl.	CC / CI	Liter	Year	Specifications	Kit	Cover	Disc	Bearing	Pilot	O.D.	Hub	Teeth
8	329"	5.4L	1999-07	With 1-1/4 x 10T Spline	91788					12	1-1/4	10
8	351"	5.8L	1965-71	Lever Style	91711	92319	93285	94125	95055	11	1-1/16	10
8	351"	5.8L	1977-79	to DG0,001	91729	92335	93285	94125	95013	11	1-1/16	10
8	351"	5.8L	1979-80	from DG0,001	91729	92335	93285	94125	95013	11	1-1/16	10
8	351"	5.8L	1981-82	Sintered Button	91664	92321	93286	94125	95013	11	1-1/16	10
8	351"	5.8L	1981-82		91713	92321	93285	94125	95013	11	1-1/16	10
8	351"	5.8L	1983		91727	92321	93285	94119	95013	11	1-1/16	10
8	351"	5.8L	1983	Sintered Button	91728	92321	93286	94119	95013	11	1-1/16	10
8	351"	5.8L	1984-86	Under 8500 GVW	91587	92287	93243	94119	95013	10	1-1/16	10
8	351"	5.8L	1984-86	Sintered Button	91676	92321	93286	94119	95013	11	1-1/16	10
8	351"	5.8L	1984-87	Over 8500 GVW	91662	92331	93285	94119	95013	11	1-1/16	10
8	351"	5.8L	1987	Sintered Button	91676	92321	93286	94119	95013	11	1-1/16	10
8	351"	5.8L	1988-92	5 Speed	91715	92323	93287	94131	95013	11	1-1/16	10
8	351"	5.8L	1988-92	4 Speed	91719	92323	93287	94119	95013	11	1-1/16	10
8	351"	5.8L	1993	4 Speed	91719	92323	93287	94119	95013	11	1-1/16	10
8	351"	5.8L	1993-94	5 Speed	91699	92323	93287	94171	95013	11	1-1/16	10
8	351"	5.8L	1995-98		91671	92336	93290	94171	95013	11-1/2	1-1/16	10
8	352"	5.8L	1965-71	Lever Style	91711	92319	93285	94125	95055	11	1-1/16	10
8	360"	5.9L	1968-76	Lever Style	91711	92319	93285	94125	95055	11	1-1/16	10
8	363"	6.0L	2003-05	Turbo Diesel, With DMF	91807					13	1-3/8	10
8	363"	6.0L	2004-2007	Turbo Diesel, Without DMF	91810					13	1-3/8	10
8	390"	6.4L	1968-76	11" Lever Style	91711	92319	93285	94125	95055	11	1-1/16	10
8	400"	6.5L	1977-79	to DG0,000	91759	92352	93304	94125	95013	12	1-1/16	10
8	400"	6.5L	1977-82	Diaphragm	91769	92341	93299	94125	95013	12	1-1/16	10
8	400"	6.5L	1977-82	from DG0,001	91759	92352	93304	94125	95013	12	1-1/16	10
8	420"	6.9L	1983-87	Heavy Duty 12"	91741	92341	93297	94119	95013	12	1-1/4	10
8	420"	6.9L	1987	Diesel With Dual Mass Flywheel	91693	92327	93289	94165	95013	11	1-1/4	10
8	446"	7.3L	1988-91		91697	92370	93324	94165	95013	11	1-1/4	10
8	446"	7.3L	1988-91		91697	92370	93324	94165	95013	11	1-1/4	10
8	446"	7.3L	1988-91		91763	92340	93298	94165	95013	12	1-1/4	10
8	446"	7.3L	1988-91		91763	92340	93298	94165	95013	12	1-1/4	10
8	446"	7.3L	1988-94	Injection, Non-Turbo, Aftermarket Turbo	91693	92327	93289	94165	95013	11	1-1/4	10
8	446"	7.3L	1992		91697	92370	93324	94165	95013	11	1-1/4	10
8	446"	7.3L	1992		91697	92370	93324	94165	95013	11	1-1/4	10
8	446"	7.3L	1992		91763	92340	93298	94165	95013	12	1-1/4	10
8	446"	7.3L	1992		91763	92340	93298	94165	95013	12	1-1/4	10
8	446"	7.3L	1993-94		91697	92370	93324	94165	95013	11	1-1/4	10
8	446"	7.3L	1993-94		91697	92370	93324	94165	95013	11	1-1/4	10
8	446"	7.3L	1993-94		91697	92370	93324	94165	95013	11	1-1/4	10
8	446"	7.3L	1993-94		91763	92340	93298	94165	95013	12	1-1/4	10
8	446"	7.3L	1993-94		91763	92340	93298	94165	95013	12	1-1/4	10
8	446"	7.3L	1993-94	Factory Turbo Diesel With Indirect F I	91763	92340	93298	94165	95013	12	1-1/4	10
8	446"	7.3L	1994-97		91770	92350	93294	94165	95013	12	1-1/4	10
8	446"	7.3L	1994-97		91803					13	1-1/4	10
8	446"	7.3L	1994-97		91803					13	1-1/4	10
8	446"	7.3L	1994-98	Turbo Diesel With DFI F250, F350 DMF	91773	92350	93296	94165	95013	12	1-1/4	10
8	446"	7.3L	1998	Turbo Diesel With DFI F450 5 Speed	91770	92350	93294	94165	95013	12	1-1/4	10
8	446"	7.3L	1998		91803					13	1-1/4	10
8	446"	7.3L	1998-03	Turbo Diesel With DFI 6 Speed	91801	92359	93314	94201	95013	13	1-3/8	10
8	460"	7.5L	1977-82		91759	92352	93304	94125	95013	12	1-1/16	10
8	460"	7.5L	1983-87	Heavy Duty 12"	91741	92341	93297	94119	95013	12	1-1/4	10
8	460"	7.5L	1987	5 Speed Except Stripped Chassis	91767	92346	93310	94165	95017	12	1-1/4	10
8	460"	7.5L	1987	5 Speed Stripped Chassis	91767	92346	93310	94165	95017	12	1-1/4	10
8	460"	7.5L	1987-92	Heavy Duty 12-1/4"	91771	92342	93306	94165	95017	12-1/4	1-1/4	10
8	460"	7.5L	1988-91		91767	92346	93310	94165	95017	12	1-1/4	10
8	460"	7.5L	1992		91767	92346	93310	94165	95017	12	1-1/4	10
8	460"	7.5L	1993-98	Stripped Chassis	91771	92342	93306	94165	95017	12-1/4	1-1/4	10
8	460"	7.5L	1993-98		91771	92342	93306	94165	95017	12-1/4	1-1/4	10
10	415"	6.8L	1999-04		91777				95013	12	1-1/4	10
10	415"	6.8L	2005-06		91792					12	1-1/4	10

FORD TRUCKS & VANS Light Duty

COURIER

Cyl.	CC / CI	Liter	Year	Specifications	Kit	Cover	Disc	Bearing	Pilot	O.D.	Hub	Teeth
4	110"	1.8L	1972-78		91239	92159	93133	94011	95005	8-1/2	15/16	22
4	122"	2.0L	1977-83		91235	92159	93133	94019	95005	8-1/2	15/16	22
4	140"	2.3L	1977-78		91239	92159	93133	94011	95005	8-1/2	15/16	22
4	140"	2.3L	1979-83		91235	92159	93133	94019	95005	8-1/2	15/16	22

ECONOLINE

Cyl.	CC / CI	Liter	Year	Specifications	Kit	Cover	Disc	Bearing	Pilot	O.D.	Hub	Teeth
6	170"	2.8L	1968-69	Diaphragm	91595	92287	93243	94125	95013	10	1-1/16	10
6	240"	3.9L	1973-77	Lever Style	91711	92319	93285	94125	95055	11	1-1/16	10
6	300"	4.9L	1973-77	Lever Style	91711	92319	93285	94125	95055	11	1-1/16	10
6	300"	4.9L	1978-82	Sintered Button	91664	92321	93286	94125	95013	11	1-1/16	10
6	300"	4.9L	1978-82	11" Clutch	91713	92321	93285	94125	95013	11	1-1/16	10
6	300"	4.9L	1981-82	Diaphragm	91595	92287	93243	94125	95013	10	1-1/16	10
6	300"	4.9L	1983	11" Clutch	91727	92321	93285	94119	95013	11	1-1/16	10
6	300"	4.9L	1983	Sintered Button	91728	92321	93286	94119	95013	11	1-1/16	10
6	300"	4.9L	1983-87	10" Clutch	91587	92287	93243	94119	95013	10	1-1/16	10
6	300"	4.9L	1984-86	With 11" Clutch, Except Stripped Chassis	91662	92331	93285	94119	95013	11	1-1/16	10
6	300"	4.9L	1984-86	With 11" Clutch, Stripped Chassis	91662	92331	93285	94119	95013	11	1-1/16	10
6	300"	4.9L	1984-86	Sintered Button	91676	92321	93286	94119	95013	11	1-1/16	10
6	300"	4.9L	1987	With 11" Clutch, Except Stripped Chassis	91719	92323	93287	94119	95013	11	1-1/16	10
6	300"	4.9L	1988-89	5 Speed	91591	92287	93243	94131	95013	10	1-1/16	10
6	300"	4.9L	1988-90	5 Speed	91715	92323	93287	94131	95013	11	1-1/16	10
8	302"	5.0L	1965-77	Lever Style	91711	92319	93285	94125	95055	11	1-1/16	10
8	302"	5.0L	1978-79		91713	92321	93285	94125	95013	11	1-1/16	10
8	302"	5.0L	1978-82	Sintered Button	91664	92321	93286	94125	95013	11	1-1/16	10
8	302"	5.0L	1980-82	11" Clutch	91713	92321	93285	94125	95013	11	1-1/16	10
8	302"	5.0L	1983-86	10" Clutch	91587	92287	93243	94119	95013	10	1-1/16	10
8	302"	5.0L	1984-86	11" Clutch	91662	92331	93285	94119	95013	11	1-1/16	10
8	302"	5.0L	1984-86	Sintered Button	91676	92321	93286	94119	95013	11	1-1/16	10
8	302"	5.0L	1988-90	5 Speed	91715	92323	93287	94131	95013	11	1-1/16	10
8	351"	5.8L	1965-77	Lever Style	91711	92319	93285	94125	95055	11	1-1/16	10
8	351"	5.8L	1978-79	Sintered Button	91664	92321	93286	94125	95013	11	1-1/16	10
8	351"	5.8L	1978-82		91713	92321	93285	94125	95013	11	1-1/16	10
8	351"	5.8L	1983	11" Clutch	91727	92321	93285	94119	95013	11	1-1/16	10
8	351"	5.8L	1983	Sintered Button	91728	92321	93286	94119	95013	11	1-1/16	10
8	351"	5.8L	1984-86	10" Clutch	91587	92287	93243	94119	95013	10	1-1/16	10
8	351"	5.8L	1984-86	11" Clutch	91662	92331	93285	94119	95013	11	1-1/16	10
8	351"	5.8L	1984-86	Sintered Button	91676	92321	93286	94119	95013	11	1-1/16	10
8	351"	5.8L	1988-90	5 Speed	91715	92323	93287	94131	95013	11	1-1/16	10

ESCAPE

Cyl.	CC / CI	Liter	Year	Specifications	Kit	Cover	Disc	Bearing	Pilot	O.D.	Hub	Teeth
4	122"	2.0L	2001-04		91318	92194	93179	94128	95015	8-13/16	15/16	22
4	140"	2.3L	2005-06		91596					9-1/2	1	23

EXPLORER

Cyl.	CC / CI	Liter	Year	Specifications	Kit	Cover	Disc	Bearing	Pilot	O.D.	Hub	Teeth
6	244"	4.0L	1991-92		91581	92291	93245	94131	95015	10	1	23
6	244"	4.0L	1993-97		91583	92291	93245	94171	95015	10	1	23
6	244"	4.0L	1998-00		91580	92302	93256	94171	95015	10-1/8	1	23
6	244"	4.0L	2001-06		91578				95015	10-1/8	1	23

P SERIES

Cyl.	CC / CI	Liter	Year	Specifications	Kit	Cover	Disc	Bearing	Pilot	O.D.	Hub	Teeth
6	170"	2.8L	1963-67	Diaphragm	91595	92287	93243	94125	95013	10	1-1/16	10
6	240"	3.9L	1965-77	Lever Style	91711	92319	93285	94125	95055	11	1-1/16	10
6	300"	4.9L	1965-77	Lever Style	91711	92319	93285	94125	95055	11	1-1/16	10

RANGER

Cyl.	CC / CI	Liter	Year	Specifications	Kit	Cover	Disc	Bearing	Pilot	O.D.	Hub	Teeth
4	122"	2.0L	1983-84		91397	92191	93181	94119	95015	8-7/8	1	23
4	122"	2.0L	1985-87		91395	92191	93181	94127	95015	8-7/8	1	23
4	122"	2.0L	1988		91393	92191	93181	94131	95015	8-7/8	1	23
4	135"	2.2L	1983-84	Diesel	91198					9-1/16	1-1/16	10
4	140"	2.3L	1983-84		91397	92191	93181	94119	95015	8-7/8	1	23

FORD TRUCKS & VANS Light Duty

RANGER

Cyl.	CC / CI	Liter	Year	Specifications	Kit	Cover	Disc	Bearing	Pilot	O.D.	Hub	Teeth
4	140"	2.3L	1985-87		91395	92191	93181	94127	95015	8-7/8	1	23
4	140"	2.3L	1988-92		91393	92191	93181	94131	95015	8-7/8	1	23
4	140"	2.3L	1993-95		91381	92191	93181	94171	95015	8-7/8	1	23
4	140"	2.3L	1995-97		91391	92204	93200	94171	95015	9	1-1/16	23
4	140"	2.3L	1995-97	Non Self Adjusting	91425	92206	93212	94171	95015	9	1-1/16	23
4	140"	2.3L	2001-07		91321	92204	93200	94190	95015	9	1-1/16	23
4	140"	2.3L	2001-07	Non Self Adjusting	91382	92206	93212	94190	95015	9	1-1/16	23
4	150"	2.5L	1998-00		91391	92204	93200	94171	95015	9	1-1/16	23
4	150"	2.5L	1998-00	Non Self Adjusting	91425	92206	93212	94171	95015	9	1-1/16	23
4	150"	2.5L	2001		91321	92204	93200	94190	95015	9	1-1/16	23
4	150"	2.5L	2001	Non Self Adjusting	91382	92206	93212	94190	95015	9	1-1/16	23
6	171"	2.8L	1983-84		91397	92191	93181	94119	95015	8-7/8	1	23
6	171"	2.8L	1985		91395	92191	93181	94127	95015	8-7/8	1	23
6	177"	2.9L	1985-87		91395	92191	93181	94127	95015	8-7/8	1	23
6	177"	2.9L	1988-92		91393	92191	93181	94131	95015	8-7/8	1	23
6	183"	3.0L	1990-92		91393	92191	93181	94131	95015	8-7/8	1	23
6	183"	3.0L	1993-95		91381	92191	93181	94171	95015	8-7/8	1	23
6	183"	3.0L	1995-00		91391	92204	93200	94171	95015	9	1-1/16	23
6	183"	3.0L	1995-00	Non Self Adjusting	91425	92206	93212	94171	95015	9	1-1/16	23
6	183"	3.0L	2001-06		91321	92204	93200	94190	95015	9	1-1/16	23
6	244"	4.0L	1990-92		91581	92291	93245	94131	95015	10	1	23
6	244"	4.0L	1993-97		91583	92291	93245	94171	95015	10	1	23
6	244"	4.0L	1998-00		91580	92302	93256	94171	95015	10-1/8	1	23
6	244"	4.0L	2001-06		91578				95015	10-1/8	1	23

FORD TRUCKS & VANS Light Duty Hydraulics

AEROSTAR

Cyl.	CC / CI	Liter	Year	Specifications	Master	Slave	Prefilled Master
4	140"	2.3L	1986-87		99042	99412	
6	171"	2.8L	1986-87		99042	99412	
6	183"	3.0L	1986-87		99042	99412	
6	183"	3.0L	1988-91		99158	99406	
6	183"	3.0L	1991		99156	99406	
6	183"	3.0L	1992		99162	99406	
6	183"	3.0L	1993-94		99138	99400	

BRONCO II

Cyl.	CC / CI	Liter	Year	Specifications	Master	Slave	Prefilled Master
4	122"	2.0L	1984		99138	99400	
4	122"	2.0L	1985-87		99042	99412	
4	122"	2.0L	1988		99158	99406	
4	140"	2.3L	1984		99042	99454	
4	140"	2.3L	1985-87		99042	99412	
4	140"	2.3L	1988		99158	99406	
6	171"	2.8L	1984		99042	99432	
6	171"	2.8L	1985-87		99042	99412	
6	177"	2.9L	1985-87		99042	99412	
6	177"	2.9L	1988-91		99158	99406	

BRONCO

Cyl.	CC / CI	Liter	Year	Specifications	Master	Slave	Prefilled Master
6	300"	4.9L	1984-86	11" Ceramic Disc	99120	99450	
6	300"	4.9L	1984-87	11" Disc	99120	99450	
6	300"	4.9L	1984-87	10" Disc	99120	99450	
6	300"	4.9L	1988-91	4 Speed 10" Disc	99122	99450	
6	300"	4.9L	1988-91	5 Speed 10" Disc	99122	99406	
6	300"	4.9L	1988-91	4 Speed 11" Disc	99122	99450	
6	300"	4.9L	1988-91	5 Speed 11" Disc	99122	99406	
6	300"	4.9L	1992	4 Speed 10" Disc	99130	99450	
6	300"	4.9L	1992	5 Speed 10" Disc	99130	99406	
6	300"	4.9L	1992	4 Speed 11" Disc	99130	99450	
6	300"	4.9L	1992	5 Speed 11" Disc	99130	99406	
6	300"	4.9L	1993	4 Speed 11" Disc	99024	99422	
6	300"	4.9L	1993-94	5 Speed 10" Disc	99024	99400	
6	300"	4.9L	1993-94	5 Speed 11" Disc	99024	99400	
6	300"	4.9L	1995-96	10" Disc	99024	99400	
6	300"	4.9L	1995-96	11" Disc	99024	99400	

FORD TRUCKS & VANS Light Duty Hydraulics

BRONCO

Cyl.	CC / CI	Liter	Year	Specifications	Master	Slave	Prefilled Master
8	302"	5.0L	1984-86	10" Disc	99120	99450	
8	302"	5.0L	1984-86	11" Disc	99120	99450	
8	302"	5.0L	1984-86	11" Ceramic Disc	99120	99450	
8	302"	5.0L	1987		99120	99450	
8	302"	5.0L	1988-89	4 Speed	99122	99450	
8	302"	5.0L	1988-94	5 Speed	99122	99406	
8	302"	5.0L	1990-94	4 Speed	99122	99406	
8	302"	5.0L	1992	4 Speed	99130	99406	
8	302"	5.0L	1992	5 Speed	99130	99406	
8	302"	5.0L	1993-96		99024	99400	
8	351"	5.8L	1983	11" Disc	99120	99450	
8	351"	5.8L	1983	11" Ceramic Disc	99120	99450	
8	351"	5.8L	1984-86	10" Disc	99120	99450	
8	351"	5.8L	1987	11" Disc	99120	99450	
8	351"	5.8L	1987	11" Ceramic Disc	99120	99450	
8	351"	5.8L	1988-89	4 Speed	99122	99450	
8	351"	5.8L	1988-89	5 Speed	99122	99406	
8	351"	5.8L	1993-94	(to 1/94)	99024	99400	
8	351"	5.8L	1994-96	(from 2/94)		99400	

COURIER

Cyl.	CC / CI	Liter	Year	Specifications	Master	Slave	Prefilled Master
4	110"	1.8L	1972-75	With Return Spring	99171	99563	
4	110"	1.8L	1972-75		99265	99575	
4	110"	1.8L	1976	With Return Spring	99173	99563	
4	110"	1.8L	1976		99173	99575	
4	110"	1.8L	1977-78		99175	99567	
4	122"	2.0L	1977-78		99175	99567	
4	122"	2.0L	1979-80		99177	99567	
4	122"	2.0L	1981-83		99179	99567	
4	140"	2.3L	1977-78		99175	99567	
4	140"	2.3L	1979-80		99177	99567	
4	140"	2.3L	1981-83		99179	99567	

E SERIES VAN

Cyl.	CC / CI	Liter	Year	Specifications	Master	Slave	Prefilled Master
6	300"	4.9L	1984-87	11" Disc	99094	99450	
6	300"	4.9L	1984-87	10" Disc	99094	99450	
6	300"	4.9L	1988-89	10" Disc	99124	99406	
6	300"	4.9L	1988-89	11" Disc	99124	99406	
6	300"	4.9L	1990	10" Disc	99122	99450	99973
6	300"	4.9L	1990	11" Disc	99122	99406	99973
8	302"	5.0L	1984-86	10" Disc	99094	99450	
8	302"	5.0L	1986	11" Disc	99094	99450	
8	302"	5.0L	1987		99094	99450	
8	302"	5.0L	1988-89		99124	99406	
8	351"	5.8L	1984-86	10" Disc	99094	99450	
8	351"	5.8L	1987	11" Disc	99094	99450	
8	351"	5.8L	1987	11" Ceramic Disc	99094	99450	
8	351"	5.8L	1988-90		99156	99406	

ESCAPE

Cyl.	CC / CI	Liter	Year	Specifications	Master	Slave	Prefilled Master
4	122"	2.0L	2001-04		99256	99546	

EXPLORER SPORT TRAC

Cyl.	CC / CI	Liter	Year	Specifications	Master	Slave	Prefilled Master
6	245"	4.0L	2001-03		99198	99532	

EXPLORER

Cyl.	CC / CI	Liter	Year	Specifications	Master	Slave	Prefilled Master
6	244"	4.0L	1991		99158	99406	
6	244"	4.0L	1992		99164	99406	
6	244"	4.0L	1993-94		99142	99400	99982
6	244"	4.0L	1995-97		99198	99400	99925
6	244"	4.0L	1998-99		99198	99400	
6	244"	4.0L	2000		99198	99532	
6	245"	4.0L	2001-03		99198	99532	

FORD TRUCKS & VANS Light Duty Hydraulics

F SERIES Diesel

Cyl.	CC / CI	Liter	Year	Specifications	Master	Slave	Prefilled Master
8	420"	6.9L	1983-87	4 Speed (to 5/87)	99120	99462	
8	420"	6.9L	1983-87	HD 12" option	99120	99462	
8	420"	6.9L	1987	5 Speed (from 6/87) w/DMF	99120	99462	
8	420"	6.9L	1988-92		99122	99462	
8	446"	7.3L	1988-92	F250, F350, F450	99122	99462	
8	446"	7.3L	1988-92	Solid Flywheel Replace. Factory Turbo	99122	99462	
8	446"	7.3L	1988-92	Solid Flywheel Replace, Aftermarket Turbo	99122	99462	
8	446"	7.3L	1993-94	5 Speed Non Turbo	99024	99460	
8	446"	7.3L	1993-94	F250, F350, F450, 5 Speed Non Turbo	99024	99460	
8	446"	7.3L	1993-94	F250, F350, F450, I.D.I. Turbo	99024	99460	
8	446"	7.3L	1993-94	Solid Flywheel Replace, Factory Turbo	99024	99460	
8	446"	7.3L	1993-94	Solid Flywheel Replace, Aftermarket Turbo	99024	99460	
8	446"	7.3L	1994-98	F450 Turbo With D.I.	99130	99484	99901
8	446"	7.3L	1994-98	F250, F350 Turbo With D.I.	99130	99484	99901
8	446"	7.3L	9/94-98	Solid Flywheel Conversion, LUK style	99130	99484	99901
8	446"	7.3L	9/94-98	Solid Flywheel Conversion, Valeo Style	99130	99484	99901
8	446"	7.3L	1999-03	F250, F350, F450, F550	99267	99490	99869

F SERIES

Cyl.	CC / CI	Liter	Year	Specifications	Master	Slave	Prefilled Master
6	255"	4.2L	1997-98		99034	99400	
6	255"	4.2L	1999-03		99204	99400	
6	300"	4.9L	1983	Hydraulic Linkage	99120	99450	
6	300"	4.9L	1984-86	11" Ceramic Disc	99120	99450	
6	300"	4.9L	1984-87	11" Disc	99120	99450	
6	300"	4.9L	1984-87	10" Disc	99120	99450	
6	300"	4.9L	1988-91	4 Speed 10" Disc	99122	99450	99903
6	300"	4.9L	1988-91	5 Speed 10" Disc	99122	99406	
6	300"	4.9L	1988-91	4 Speed 11" Disc	99122	99450	99903
6	300"	4.9L	1988-91	5 Speed 11" Disc	99122	99406	
6	300"	4.9L	1992	4 Speed 10" Disc	99130	99450	
6	300"	4.9L	1992	5 Speed 10" Disc	99130	99406	
6	300"	4.9L	1992	4 Speed 11" Disc	99130	99450	
6	300"	4.9L	1992	5 Speed 11" Disc	99130	99406	
6	300"	4.9L	1993	4 Speed 11" Disc	99024	99422	99927
6	300"	4.9L	1993-94	5 Speed 10" Disc	99024	99400	
6	300"	4.9L	1993-94	5 Speed 11" Disc	99024	99400	
6	300"	4.9L	1995-96		99024	99400	
8	281"	4.6L	1997-98		99034	99400	
8	281"	4.6L	1999-03		99204	99400	
8	302"	5.0L	1983-86	11" Disc	99120	99450	
8	302"	5.0L	1983-86	11" Ceramic Disc	99120	99450	
8	302"	5.0L	1984-86	10" Disc	99120	99450	
8	302"	5.0L	1987		99120	99450	
8	302"	5.0L	1988-91	4 Speed	99122	99450	99903
8	302"	5.0L	1988-91	5 Speed	99122	99406	
8	302"	5.0L	1992	4 Speed	99130	99450	
8	302"	5.0L	1992	5 Speed	99130	99406	
8	302"	5.0L	1993-94	4 Speed	99024	99422	
8	302"	5.0L	1993-96	5 Speed	99024	99400	
8	329"	5.4L	1999-04	F150, F250, F350	99204	99504	99993
8	329"	5.4L	2005-06	F250, F350 Super Duty	99204	99504	99993
8	351"	5.8L	1984-87	10" Disc	99120	99450	
8	351"	5.8L	1984-87	11" Disc	99120	99450	
8	351"	5.8L	1984-87	11" Ceramic Disc	99120	99450	
8	351"	5.8L	1988-91	4 Speed	99122	99406	
8	351"	5.8L	1988-91	5 Speed	99122	99406	
8	351"	5.8L	1992	5 Speed	99024	99404	
8	351"	5.8L	1992	4 Speed	99130	99450	

FORD TRUCKS & VANS Light Duty Hydraulics

F SERIES

Cyl.	CC / CI	Liter	Year	Specifications	Master	Slave	Prefilled Master
8	351"	5.8L	1993	4 Speed	99130	99422	
8	351"	5.8L	1993-94	5 Speed (to 1/94)	99024	99422	
8	351"	5.8L	1994-97	(from 2/94)	99024	99400	
8	460"	7.5L	1983-87	4 Speed 11" Disc	99120	99462	
8	460"	7.5L	1983-87	4 Speed 11" Ceramic Disc	99120	99462	
8	460"	7.5L	1983-87	12" Disc 4 Speed	99120	99462	
8	460"	7.5L	1987-91	HD option	99122	99462	
8	460"	7.5L	1987-91	5 Speed ZF Transmission	99122	99462	
8	460"	7.5L	1992	HD option	99130	99462	
8	460"	7.5L	1992		99130	99462	
8	460"	7.5L	1993-95		99024	99460	
8	460"	7.5L	1996-97		99130	99484	
10	415"	6.8L	1999-03		99204	99504	99929
10	415"	6.8L	2004-06	F250, F350, F450, F550 Super Duty	99204	99504	99929

RANGER Diesel

Cyl.	CC / CI	Liter	Year	Specifications	Master	Slave	Prefilled Master
4	135"	2.2L	1983-84		99042	99452	
4	143"	2.3L	1985-87		99042	99412	

RANGER

Cyl.	CC / CI	Liter	Year	Specifications	Master	Slave	Prefilled Master
4	122"	2.0L	1983-84		99042	99454	
4	122"	2.0L	1985-87		99042	99412	
4	122"	2.0L	1988		99158	99406	
4	140"	2.3L	1983-84		99042	99454	
4	140"	2.3L	1985-87		99042	99412	
4	140"	2.3L	1988-91		99158	99406	
4	140"	2.3L	1992		99160	99406	
4	140"	2.3L	1993-94	(to 11/94)	99140	99400	99982
4	140"	2.3L	1994-97	(from 11/94)	99198	99400	
4	140"	2.3L	1994-97	(from. 11/94) Non-self adjusting cover	99198	99400	
4	140"	2.3L	2001-04	8th Digit of VIN is D	99008	99532	
4	140"	2.3L	2001-04	8th Digit of VIN is D, Non-Self Adjusting Cover	99008	99532	
4	140"	2.3L	2005-06			99300	
4	140"	2.3L	2005-06	Non Self Adjusting Cover		99300	
4	153"	2.5L	1998-99		99008	99400	99984
4	153"	2.5L	1998-99	Non Self Adjusting Cover	99008	99400	99984
4	153"	2.5L	2000-01	8th Digit of VIN is C	99008	99532	99984
4	153"	2.5L	2000-01	8th Digit of VIN is C, Non-Self Adjusting Cover	99008	99532	99984
6	171"	2.8L	1983-84		99042	99432	
6	171"	2.8L	1985-87		99042	99412	
6	177"	2.9L	1985-87		99042	99412	
6	177"	2.9L	1988-91		99158	99406	99994
6	177"	2.9L	1992		99160	99406	99994
6	183"	3.0L	1991		99158	99406	
6	183"	3.0L	1992		99164	99406	
6	183"	3.0L	1993-94		99142	99400	99982
6	183"	3.0L	1995-97	(from 11/94)	99198	99400	
6	183"	3.0L	1995-97	(from. 11/94) Non-self adjusting cover	99198	99400	
6	183"	3.0L	1998-99		99008	99400	
6	183"	3.0L	1998-99	Non Self Adjusting Cover	99008	99400	
6	183"	3.0L	2000-04		99008	99532	
6	183"	3.0L	2000-04	Non Self Adjusting Cover	99008	99532	
6	183"	3.0L	2005-06		99300	99532	
6	183"	3.0L	2005-06	Non Self Adjusting Cover	99300	99532	
6	244"	4.0L	1990-94		99158	99406	
6	244"	4.0L	1992		99164	99406	
6	244"	4.0L	1993-94		99142	99400	99982
6	244"	4.0L	1995-97		99198	99400	
6	244"	4.0L	1998-99		99008	99400	
6	244"	4.0L	2000		99008	99532	

FORD TRUCKS & VANS Light Duty Hydraulics

RANGER

Cyl.	CC / CI	Liter	Year	Specifications	Master	Slave	Prefilled Master
6	245"	4.0L	2001-04		99008	99532	
6	245"	4.0L	2005		99300	99532	

FORD TRUCKS & VANS Medium Duty

All

Cyl.	CC / CI	Liter	Year	Specifications	Kit	Cover	Disc	Bearing	Pilot	O.D.	Hub	Teeth
6	240"	3.9L	1965-78	Lever Style	91711	92319	93285	94125	95055	11	1-1/16	10
6	300"	4.9L	1965-78	11" Lever Style	91711	92319	93285	94125	95055	11	1-1/16	10
6	300"	4.9L	1966-79	13" Clutch	91785	92349	93317	94179		13	1-3/8	10
6	300"	4.9L	1966-79	Sintered Button, Lever	91789	92349	93326	94179		13	1-3/8	10
8	330"	5.4L	1966-78	13" Lever style	91785	92349	93317	94179		13	1-3/8	10
8	330"	5.4L	1966-78	Sintered Button, Lever	91789	92349	93326	94179		13	1-3/8	10

F 500 Thru 800 Series

Cyl.	CC / CI	Liter	Year	Specifications	Kit	Cover	Disc	Bearing	Pilot	O.D.	Hub	Teeth
8	361"	5.9L	1966-78	13" Lever style	91785	92349	93317	94179		13	1-3/8	10
8	363"	6.0L	1966-86	Diesel, Lever Style	91785	92349	93317	94179		13	1-3/8	10
8	363"	6.0L	2004	Turbo Diesel, Without DMF or Solid Flywheel Conversion Kit	91810					13	1-3/8	10
8	370"	6.1L	1979-92	Lever Style	91785	92349	93317	94179		13	1-3/8	10
8	370"	6.1L	1979-92	Sintered Button, Lever	91789	92349	93326	94179		13	1-3/8	10
8	389"	6.4L	1964-79	Diesel, Lever Style	91785	92349	93317	94179		13	1-3/8	10
8	389"	6.4L	1964-79	Lever Style	91785	92349	93317	94179		13	1-3/8	10
8	389"	6.4L	1964-79	Sintered Button, Lever	91789	92349	93326	94179		13	1-3/8	10
8	391"	6.4L	1964-79	Lever Style	91785	92349	93317	94179		13	1-3/8	10
8	391"	6.4L	1964-79	Sintered Button, Lever	91789	92349	93326	94179		13	1-3/8	10
8	429"	7.0L	1979-92	Lever Style	91785	92349	93317	94179		13	1-3/8	10
8	429"	7.0L	1979-92	Sintered Button, Lever	91789	92349	93326	94179		13	1-3/8	10
8	446"	7.3L	1999-01	Turbo Diesel With DFI	91801	92359	93314	94201	95013	13	1-3/8	10
10	415"	6.8L	1999-03		91777				95013	12	1-1/4	10
10	415"	6.8L	2004-05		91792					12	1-1/4	10

FORD TRUCKS & VANS Medium Duty Hydraulics

F400-1000

Cyl.	CC / CI	Liter	Year	Specifications	Master	Slave	Prefilled Master
10	415"	6.8L	1999-03		99268		99929
10	415"	6.8L	2004-06	F450, F550 Super Duty	99268		99929

GEO

METRO

Cyl.	CC / CI	Liter	Year	Specifications	Kit	Cover	Disc	Bearing	Pilot	O.D.	Hub	Teeth
3	1000cc	1.0L	1989-92	Turbo	91063	92053	93035	94075	95011	7-1/2	3/4	18
3	1000cc	1.0L	1989-97		91003	92005	93009	94075	95011	6-3/4	3/4	18
4	1300cc	1.3L	1992-97		91063	92053	93035	94075	95011	7-1/2	3/4	18

PRIZM

Cyl.	CC / CI	Liter	Year	Specifications	Kit	Cover	Disc	Bearing	Pilot	O.D.	Hub	Teeth
4	1600cc	1.6L	1989-92	DOHC, 8th Digit of VIN Is 6	91083	92069	93075	94043		7-7/8	15/16	21
4	1600cc	1.6L	1990-92	DOHC, 8th Digit of VIN Is 5	91199	92127	93113	94043		8-5/16	15/16	21
4	1600cc	1.6L	1991-92		91081	92039	93075	94113		7-7/8	15/16	21
4	1600cc	1.6L	1993-97		91195	92127	93113	94113		8-5/16	15/16	21
4	1800cc	1.8L	1993-97		91195	92127	93113	94113		8-5/16	15/16	21

SPECTRUM

Cyl.	CC / CI	Liter	Year	Specifications	Kit	Cover	Disc	Bearing	Pilot	O.D.	Hub	Teeth
4	1471cc	1.5L	1989		91033	92027	93031	94057	95007	7-1/4	1	14
4	1471cc	1.5L	1989	Turbo	91287	92181	93161	94057		8-1/2	1	14

STORM

Cyl.	CC / CI	Liter	Year	Specifications	Kit	Cover	Disc	Bearing	Pilot	O.D.	Hub	Teeth
4	1800cc	1.6L	1990-93	SOHC, DOHC	91125	92093	93077	94057	95007	7-7/8	1	14
4	1800cc	1.8L	1992-93	GSI	91306	92184	93196	94057	95007	8-13/16	31/32	14

TRACKER LSI (Also Chevrolet Tracker)

Cyl.	CC / CI	Liter	Year	Specifications	Kit	Cover	Disc	Bearing	Pilot	O.D.	Hub	Teeth
4	1600cc	1.6L	1989-94		91123	92091	93093	94055	95011	7-7/8	7/8	20
4	1600cc	1.6L	1997-97		91229	92155	93125	94055	95011	8-1/2	7/8	20

GEO Hydraulics

PRIZM

Cyl.	CC / CI	Liter	Year	Specifications	Master	Slave	Prefilled Master
4	1600cc	1.6L	1989-92	8th Digit of VIN is 6	99226	99637	
4	1600cc	1.6L	1990-92	8th Digit of VIN is 5	99226	99637	
4	1600cc	1.6L	1993-97		99226	99637	
4	1800cc	1.8L	1993-97		99227	99637	

GMC TRUCKS & VANS Light Duty

C, G, K, P, R, V1500-3500, FULL SIZE JIMMY & YUKON

Cyl.	CC / CI	Liter	Year	Specifications	Kit	Cover	Disc	Bearing	Pilot	O.D.	Hub	Teeth
4	153"	2.5L	1963-65		91619	92305	93257	94169	95035	10.4	1-1/8	10
4	239"	3.9L	1989-91	P Series Cummins Diesel Lever Style	91711	92319	93285	94125	95055	11	1-1/16	10
6	194"	3.2L	1963-76		91619	92305	93257	94169	95035	10.4	1-1/8	10
6	194"	3.2L	1963-76	Heavy Duty 11"	91679	92325	93295	94169	95035	11	1-1/8	10
6	230"	3.8L	1963-76		91619	92305	93257	94169	95035	10.4	1-1/8	10
6	230"	3.8L	1963-76	Heavy Duty 11"	91679	92325	93295	94169	95035	11	1-1/8	10
6	230"	3.8L	1970	Sintered Button, Lever	91743	92345	93300	94167	95035	11-7/8	1-1/8	10
6	230"	3.8L	1970	With 12" Clutch	91745	92345	93301	94167	95035	11-7/8	1-1/8	10
6	230"	3.8L	1970	Sintered Button, Diaphragm	91749	92343	93300	94167	95035	11-7/8	1-1/8	10
6	230"	3.8L	1970	Diaphragm	91755	92343	93301	94121	95035	11-7/8	1-1/8	10
6	250"	4.1L	1954-76		91619	92305	93257	94169	95035	10.4	1-1/8	10
6	250"	4.1L	1963-76	Heavy Duty 11"	91679	92325	93295	94169	95035	11	1-1/8	10
6	250"	4.1L	1972-78		91723	92335	93295	94121	95035	11	1-1/8	10
6	250"	4.1L	1979-84	Except 4 Speed	91723	92335	93295	94121	95035	11	1-1/8	10
6	250"	4.1L	1979-84	4 Speed	91745	92345	93301	94167	95035	11-7/8	1-1/8	10
6	250"	4.1L	1979-84	Sintered Button, Diaphragm	91749	92343	93300	94167	95035	11-7/8	1-1/8	10
6	250"	4.1L	1979-84	Diaphragm	91755	92343	93301	94121	95035	11-7/8	1-1/8	10
6	261"	4.3L	1954-62	Sintered Button, Lever	91743	92345	93300	94167	95035	11-7/8	1-1/8	10
6	261"	4.3L	1954-62		91745	92345	93301	94167	95035	11-7/8	1-1/8	10
6	262"	4.3L	1985-87	Except Van	91701	92337	93283	94121	95035	11	1-1/8	10
6	262"	4.3L	1985-91	Van	91701	92337	93283	94121	95035	11	1-1/8	10
6	262"	4.3L	1988-91	C, K Series	91701	92337	93283	94121	95035	11	1-1/8	10
6	262"	4.3L	1988-91	R, V Series	91701	92337	93283	94121	95035	11	1-1/8	10
6	262"	4.3L	1988-95	P Series	91701	92337	93283	94121	95035	11	1-1/8	10
6	262"	4.3L	1992-95	Except P Series	91701	92337	93283	94121	95035	11	1-1/8	10
6	262"	4.3L	1996-98		91659	92320	93280	94192	95036	11	1-1/8	10
6	262"	4.3L	1999-00		91712	92334	93278	94192		11	1-1/8	10
6	262"	4.3L	2001-06		91714	92334	93278	94190	95064	11	1-1/8	10
6	292"	4.8L	1963-67	10, 20 Series	91679	92325	93295	94169	95035	11	1-1/8	10
6	292"	4.8L	1969-84		91723	92335	93295	94121	95035	11	1-1/8	10
6	292"	4.8L	1985-86	Except P Series	91725	92337	93295	94121	95035	11	1-1/8	10
6	292"	4.8L	1985-89	P Series	91725	92337	93295	94121	95035	11	1-1/8	10
6	292"	4.8L	1987-89	C, K Series	91725	92337	93295	94121	95035	11	1-1/8	10
6	292"	4.8L	1987-89	R, V Series	91725	92337	93295	94121	95035	11	1-1/8	10
8	283"	4.6L	1962-68	Sintered Button, Lever	91743	92345	93300	94167	95035	11-7/8	1-1/8	10
8	283"	4.6L	1962-68	With 12" Clutch	91745	92345	93301	94167	95035	11-7/8	1-1/8	10
8	283"	4.6L	1962-68	Sintered Button, Diaphragm	91749	92343	93300	94167	95035	11-7/8	1-1/8	10
8	283"	4.6L	1962-68	Diaphragm	91755	92343	93301	94121	95035	11-7/8	1-1/8	10
8	294"	4.8L	1999-01		91805					11-7/8	1-1/8	10
8	294"	4.8L	1999-06		91799					11-7/8	1-1/8	10
8	305"	5.0L	1976-84	11" Clutch	91723	92335	93295	94121	95035	11	1-1/8	10
8	305"	5.0L	1976-84	Sintered Button, Diaphragm	91749	92343	93300	94167	95035	11-7/8	1-1/8	10
8	305"	5.0L	1976-84	With 12" Clutch	91755	92343	93301	94121	95035	11-7/8	1-1/8	10
8	305"	5.0L	1985	P Series	91725	92337	93295	94121	95035	11	1-1/8	10
8	305"	5.0L	1985-87	C, K Series	91725	92337	93295	94121	95035	11	1-1/8	10
8	305"	5.0L	1985-87	Van	91725	92337	93295	94121	95035	11	1-1/8	10
8	305"	5.0L	1986-87	P Series	91725	92337	93295	94121	95035	11	1-1/8	10
8	305"	5.0L	1988-91	C, K Series	91701	92337	93283	94121	95035	11	1-1/8	10
8	305"	5.0L	1988-91	R, V Series	91701	92337	93283	94121	95035	11	1-1/8	10
8	305"	5.0L	1992-95		91701	92337	93283	94121	95035	11	1-1/8	10
8	305"	5.0L	1996-99		91739	92344	93308	94192	95036	11-7/8	1-1/8	10
8	307"	5.0L	1969-73		91723	92335	93295	94121	95035	11	1-1/8	10
8	316"	5.2L	1955-59	Sintered Button, Lever	91743	92345	93300	94167	95035	11-7/8	1-1/8	10
8	316"	5.2L	1955-59	With 12" Clutch	91745	92345	93301	94167	95035	11-7/8	1-1/8	10
8	323"	5.3L	1999-01		91805					11-7/8	1-1/8	10
8	327"	5.4L	1962-68	Sintered Button, Lever	91743	92345	93300	94167	95035	11-7/8	1-1/8	10

GMC TRUCKS & VANS Light Duty

C, G, K, P, R, V1500-3500, FULL SIZE JIMMY & YUKON

Cyl.	CC / CI	Liter	Year	Specifications	Kit	Cover	Disc	Bearing	Pilot	O.D.	Hub	Teeth
8	327"	5.4L	1962-68	With 12" Clutch	91745	92345	93301	94167	95035	11-7/8	1-1/8	10
8	327"	5.4L	1962-68	Sintered Button, Diaphragm	91749	92343	93300	94167	95035	11-7/8	1-1/8	10
8	327"	5.4L	1962-68	Diaphragm	91755	92343	93301	94121	95035	11-7/8	1-1/8	10
8	347"	5.7L	1955-59	Sintered Button, Lever	91743	92345	93300	94167	95035	11-7/8	1-1/8	10
8	347"	5.7L	1955-59	With 12" Clutch	91745	92345	93301	94167	95035	11-7/8	1-1/8	10
8	350"	5.7L	1969-78	11" Clutch	91723	92335	93295	94121	95035	11	1-1/8	10
8	350"	5.7L	1972-78	Sintered Button, Lever	91743	92345	93300	94167	95035	11-7/8	1-1/8	10
8	350"	5.7L	1972-78	With 12" Clutch	91745	92345	93301	94167	95035	11-7/8	1-1/8	10
8	350"	5.7L	1972-78	Diaphragm	91755	92343	93301	94121	95035	11-7/8	1-1/8	10
8	350"	5.7L	1972-91	Sintered Button, Diaphragm	91749	92343	93300	94167	95035	11-7/8	1-1/8	10
8	350"	5.7L	1979	G15	91723	92335	93295	94121	95035	11	1-1/8	10
8	350"	5.7L	1979	G25, 35	91755	92343	93301	94121	95035	11-7/8	1-1/8	10
8	350"	5.7L	1979-80	C, K, 15, 25, 35 (Except M15 Trans.)	91755	92343	93301	94121	95035	11-7/8	1-1/8	10
8	350"	5.7L	1979-80	C15 With M15 Transmission	91723	92335	93295	94121	95035	11	1-1/8	10
8	350"	5.7L	1981-82	G15 With California Emissions	91723	92335	93295	94121	95035	11	1-1/8	10
8	350"	5.7L	1981-84	C, K, 15, 25, 35	91755	92343	93301	94121	95035	11-7/8	1-1/8	10
8	350"	5.7L	1981-84	G25, 35	91755	92343	93301	94121	95035	11-7/8	1-1/8	10
8	350"	5.7L	1985-87	Except P Series	91755	92343	93301	94121	95035	11-7/8	1-1/8	10
8	350"	5.7L	1985-87	P Series	91755	92343	93301	94121	95035	11-7/8	1-1/8	10
8	350"	5.7L	1988-91	C, K, R, V Series	91755	92343	93301	94121	95035	11-7/8	1-1/8	10
8	350"	5.7L	1988-91	P Series Van	91755	92343	93301	94121	95035	11-7/8	1-1/8	10
8	350"	5.7L	1992-95		91757	92343	93303	94121	95035	12	1-1/8	10
8	350"	5.7L	1996		91739	92344	93308	94192	95036	11-7/8	1-1/8	10
8	366"	6.0L	1955-59	Sintered Button, Lever	91743	92345	93300	94167	95035	11-7/8	1-1/8	10
8	366"	6.0L	1955-59	With 12" Clutch	91745	92345	93301	94167	95035	11-7/8	1-1/8	10
8	366"	6.0L	1999-00		91758					11-3/4	1-1/8	10
8	366"	6.0L	2001-02	5 Speed	91754					11-3/4	1-1/8	10
8	366"	6.0L	2001-02	6 Speed	91754					11-3/4	1-1/8	10
8	366"	6.0L	2003-06		91754					11-3/4	1-1/8	10
8	381"	6.2L	1982-84	Diesel	91757	92343	93303	94121	95035	12	1-1/8	10
8	381"	6.2L	1985-89	Diesel C, K Series	91757	92343	93303	94121	95035	12	1-1/8	10
8	381"	6.2L	1985-93	Diesel P Series	91757	92343	93303	94121	95035	12	1-1/8	10
8	381"	6.2L	1988-91	Diesel R, V Series	91757	92343	93303	94121	95035	12	1-1/8	10
8	381"	6.2L	1992-93	Except P Series	91757	92343	93303	94121	95035	12	1-1/8	10
8	396"	6.5L	1969-73	Sintered Button, Lever	91743	92345	93300	94167	95035	11-7/8	1-1/8	10
8	396"	6.5L	1969-73		91745	92345	93301	94167	95035	11-7/8	1-1/8	10
8	396"	6.5L	1969-73	Sintered Button, Diaphragm	91749	92343	93300	94167	95035	11-7/8	1-1/8	10
8	396"	6.5L	1969-73	Diaphragm	91755	92343	93301	94121	95035	11-7/8	1-1/8	10
8	396"	6.5L	1992-95	Diesel Except P Series	91765	92354	93302	94121	95035	12	1-1/8	10
8	396"	6.5L	1992-95		91811					12	1-1/8	10
8	396"	6.5L	1994-95	Diesel P Series	91757	92343	93303	94121	95035	12	1-1/8	10
8	396"	6.5L	1996		91800					12	1-1/8	10
8	396"	6.5L	1996-02		91798	92358	93322	94192	95036	11-7/8	1-1/8	10
8	396"	6.5L	1996-98		91739	92344	93308	94192	95036	11-7/8	1-1/8	10
8	400"	6.6L	1976-80		91709	92335	93279	94167	95035	11	1-1/8	26
8	400"	6.6L	2001-06	Diesel, 6 Speed	91784					11-7/8	1-3/8	10
8	402"	6.6L	1969-73	Sintered Button, Lever	91743	92345	93300	94167	95035	11-7/8	1-1/8	10
8	402"	6.6L	1969-73		91745	92345	93301	94167	95035	11-7/8	1-1/8	10
8	402"	6.6L	1969-73	Sintered Button, Diaphragm	91749	92343	93300	94167	95035	11-7/8	1-1/8	10
8	402"	6.6L	1969-73	Diaphragm	91755	92343	93301	94121	95035	11-7/8	1-1/8	10
8	454"	7.4L	1973-95	Sintered Button, Diaphragm	91749	92343	93300	94167	95035	11-7/8	1-1/8	10
8	454"	7.4L	1996	Except P Series With 5 Spring Disc	91761	92338	93292	94192	95036	12	1-1/8	10
8	454"	7.4L	1996-00		91761	92338	93292	94192	95036	12	1-1/8	10
8	454"	7.4L	1997-00		91798	92358	93322	94192	95036	11-7/8	1-1/8	10
8	494"	8.1L	2001-02		91766					11-3/4	1-1/4	10
8	494"	8.1L	2001-04	6 Speed (to 12/31/04)	91756					11-3/4	1-3/8	10
8	494"	8.1L	2004-06	(from 1/1/04)	91752					11-1/2	1-3/8	10

CABALLERO, SPRINT

Cyl.	CC / CI	Liter	Year	Specifications	Kit	Cover	Disc	Bearing	Pilot	O.D.	Hub	Teeth
6	200"	3.3L	1978		91619	92305	93257	94169	95035	10.4	1-1/8	10
6	200"	3.3L	1978	Heavy Duty 11"	91679	92325	93295	94169	95035	11	1-1/8	10
6	200"	3.3L	1979		91631	92309	93257	94121	95036	10.4	1-1/8	10
6	229"	3.8L	1980-81		91631	92309	93257	94121	95036	10.4	1-1/8	10

GMC TRUCKS & VANS Light Duty

CABALLERO, SPRINT

Cyl.	CC / CI	Liter	Year	Specifications	Kit	Cover	Disc	Bearing	Pilot	O.D.	Hub	Teeth
6	231"	3.8L	1975-77		91443	92247	93221	94167	95035	9-1/8	1-1/8	10
6	231"	3.8L	1978-80		91619	92305	93257	94169	95035	10.4	1-1/8	10
6	231"	3.8L	1978-80	Heavy Duty 11"	91679	92325	93295	94169	95035	11	1-1/8	10
6	250"	4.1L	1971-78		91619	92305	93257	94169	95035	10.4	1-1/8	10
6	250"	4.1L	1971-78	Heavy Duty 11"	91679	92325	93295	94169	95035	11	1-1/8	10
8	267"	4.4L	1979-82		91631	92309	93257	94121	95036	10.4	1-1/8	10
8	305"	5.0L	1976-81		91619	92305	93257	94169	95035	10.4	1-1/8	10
8	305"	5.0L	1976-81	Replaces OE 11" Clutch	91679	92325	93295	94169	95035	11	1-1/8	10
8	307"	5.0L	1971-73	Speed, Heavy Duty	91619	92305	93257	94169	95035	10.4	1-1/8	10
8	307"	5.0L	1971-73	4 Speed	91631	92309	93257	94121	95036	10.4	1-1/8	10
8	307"	5.0L	1971-73	Replaces OE 11" Clutch	91679	92325	93295	94169	95035	11	1-1/8	10
8	350"	5.7L	1971-75	3 Speed	91631	92309	93257	94121	95036	10.4	1-1/8	10
8	350"	5.7L	1971-75	4 Speed	91709	92335	93279	94167	95035	11	1-1/8	26
8	350"	5.7L	1978-79		91631	92309	93257	94121	95036	10.4	1-1/8	10
8	400"	6.6L	1971		91723	92335	93295	94121	95035	11	1-1/8	10
8	400"	6.6L	1971-74		91709	92335	93279	94167	95035	11	1-1/8	26
8	402"	6.6L	1972		91723	92335	93295	94121	95035	11	1-1/8	10
8	454"	7.4L	1971-75	4 Speed	91709	92335	93279	94167	95035	11	1-1/8	26

CANYON

Cyl.	CC / CI	Liter	Year	Specifications	Kit	Cover	Disc	Bearing	Pilot	O.D.	Hub	Teeth
4	2770cc	2.8L	2004-06		91616					10-3/8	1-1/8	26
5	3460cc	3.5L	2004-07		91616					10-3/8	1-1/8	26

S-15 PICKUP, SONOMA, SYCLONE

Cyl.	CC / CI	Liter	Year	Specifications	Kit	Cover	Disc	Bearing	Pilot	O.D.	Hub	Teeth
4	116"	1.9L	1982-85		91293	92175	93161	94121	95003	8-1/2	1	14
4	122"	2.0L	1983-84		91461	92235	93219	94121	95004	9-1/8	1	14
4	135"	2.2L	1984-85	Diesel	91293	92175	93161	94121	95003	8-1/2	1	14
4	135"	2.2L	1994-95		91449	92235	93213	94167	95004	9-1/8	1-1/8	26
4	135"	2.2L	1996-01		91434	92235	93213	94192	95004	9-1/8	1-1/8	26
4	135"	2.2L	2002-03		91384	92235	93213	94190	95004	9-1/8	1-1/8	26
4	151"	2.5L	1985-89		91461	92235	93219	94121	95004	9-1/8	1	14
4	151"	2.5L	1990-93	Except Getrag 5 Speed	91461	92235	93219	94121	95004	9-1/8	1	14
4	151"	2.5L	1990-93	With Getrag 5 Spd	91461	92235	93219	94121	95004	9-1/8	1	14
6	171"	2.8L	1982	Low Diaphragm	91471	92279	93217	94121	95004	9-1/8	1	14
6	171"	2.8L	1982		91549	92243	93235	94121	95004	9-11/16	1	14
6	171"	2.8L	1983	With Mechanical Linkage	91471	92279	93217	94121	95004	9-1/8	1	14
6	171"	2.8L	1983-84	With Hydraulic Linkage	91471	92279	93217	94121	95004	9-1/8	1	14
6	171"	2.8L	1985-89		91461	92235	93219	94121	95004	9-1/8	1	14
6	171"	2.8L	1990-93	Except Getrag 5 Speed	91461	92235	93219	94121	95004	9-1/8	1	14
6	171"	2.8L	1990-93	With Getrag 5 Spd	91461	92235	93219	94121	95004	9-1/8	1	14
6	262"	4.3L	1988-89		91701	92337	93283	94121	95035	11	1-1/8	10
6	262"	4.3L	1990-93	Except Getrag 5 Speed	91701	92337	93283	94121	95035	11	1-1/8	10
6	262"	4.3L	1990-93	With Getrag 5 Spd	91701	92337	93283	94121	95035	11	1-1/8	10
6	262"	4.3L	1994-95		91701	92337	93283	94121	95035	11	1-1/8	10
6	262"	4.3L	1996-04		91659	92320	93280	94192	95036	11	1-1/8	10

SAFARI VAN

Cyl.	CC / CI	Liter	Year	Specifications	Kit	Cover	Disc	Bearing	Pilot	O.D.	Hub	Teeth
4	151"	2.5L	1985-91		91469	92241	93219	94121	95035	9-1/8	1	14
6	262"	4.3L	1985		91687	92337	93277	94121	95035	11	1	14
6	262"	4.3L	1986-90		91687	92337	93277	94121	95035	11	1	14
6	262"	4.3L	1989-91		91701	92337	93283	94121	95035	11	1-1/8	10

SIERRA 1500, 2500, 3500

Cyl.	CC / CI	Liter	Year	Specifications	Kit	Cover	Disc	Bearing	Pilot	O.D.	Hub	Teeth
6	261"	4.3L	1999-00		91712	92334	93278	94192		11	1-1/8	10
6	261"	4.3L	2001-06		91714	92334	93278	94190	95064	11	1-1/8	10
8	294"	4.8L	1999-01		91805					11-7/8	1-1/8	10
8	294"	4.8L	2002		91799					11-7/8	1-1/8	10
8	294"	4.8L	2003-06	5 Speed	91799					11-7/8	1-1/8	10
8	323"	5.3L	1999-01		91805					11-7/8	1-1/8	10
8	323"	5.3L	2002-06		91799					11-7/8	1-1/8	10
8	366"	6.0L	1999-00		91758					11-3/4	1-1/8	10
8	366"	6.0L	2001-02	5 Speed	91754					11-3/4	1-1/8	10
8	366"	6.0L	2001-02	6 Speed	91754					11-3/4	1-1/8	10
8	366"	6.0L	2003-06		91754					11-3/4	1-1/8	10

GMC TRUCKS & VANS Light Duty

SIERRA 1500, 2500, 3500

Cyl.	CC / CI	Liter	Year	Specifications	Kit	Cover	Disc	Bearing	Pilot	O.D.	Hub	Teeth
8	396"	6.5L	1999-02		91798	92358	93322	94192	95036	11-7/8	1-1/8	10
8	400"	6.6L	2001-06	Diesel, 6 Speed	91784					11-7/8	1-3/8	10
8	494"	8.1L	2001-02		91766					11-3/4	1-1/4	10
8	494"	8.1L	2001-04	6 Speed (to 12/31/04)	91756					11-3/4	1-3/8	10
8	494"	8.1L	2004-06	(from 1/1/04)	91752					11-1/2	1-3/8	10

GMC TRUCKS & VANS Light Duty Hydraulics

C, G, K, P, R, V, 15, 25, 35 SERIES, JIMMY(Full Size), SIERRA, YUKON

Cyl.	CC / CI	Liter	Year	Specifications	Master	Slave	Prefilled Master
6	262"	4.3L	1985-86	C, K Series	99251	99709	
6	262"	4.3L	1987	R, V Series	99251	99709	
6	262"	4.3L	1988-89	C, K Series	99016	99711	
6	262"	4.3L	1988-89	R, V Series	99251	99711	
6	262"	4.3L	1990	P Series	99032	99420	
6	262"	4.3L	1990	C, K Series	99251	99711	
6	262"	4.3L	1991	Except P Series	99016	99711	
6	262"	4.3L	1991	P Series 5 speed	99062	99420	
6	262"	4.3L	1992-93	P Series	99012	99434	
6	262"	4.3L	1992-94	Except P Series	99010	99434	
6	262"	4.3L	1994	P Series	99012	99434	
6	262"	4.3L	1995	Except P Series	99182	99434	
6	262"	4.3L	1996-98		99018	99488	
6	262"	4.3L	1999-00	Sierra 1500	99212	99488	
6	262"	4.3L	2001-04	Sierra 1500	99212	99542	
6	262"	4.3L	2005	Sierra 1500	99299	99542	
6	262"	4.3L	2005	Sierra 1500		99542	
6	262"	4.6L	1995	P Series	99012	99434	
6	292"	4.8L	1985-89		99251	99709	
6	292"	4.8L	1987-89	C, K Series	99016	99711	
8	294"	4.8L	1999-00		99212	99488	
8	294"	4.8L	2001-04		99212	99542	
8	294"	4.8L	2005-06		99299	99542	
8	305"	5.0L	1985-89		99251	99709	
8	305"	5.0L	1988-91	R, V Series	99251	99709	
8	305"	5.0L	1990-94	C, K Series	99016	99711	
8	305"	5.0L	1991	(from 2/91) C, K Series	99016	99711	
8	305"	5.0L	1991	(from 2/91) R, V Series	99251	99709	
8	305"	5.0L	1992-94		99010	99434	
8	305"	5.0L	1995		99192	99434	
8	305"	5.0L	1996-98		99018	99488	
8	350"	5.7L	1985-88		99251	99709	
8	350"	5.7L	1988-90	C, K Series	99016	99711	
8	350"	5.7L	1989-90	P Series	99062	99420	
8	350"	5.7L	1989-90	R, V Series	99251	99709	
8	350"	5.7L	1991	C, K Series	99016	99711	
8	350"	5.7L	1991	P Series 5 speed	99062	99420	
8	350"	5.7L	1991	R, V Series	99251	99709	
8	350"	5.7L	1992-94	C, K Series	99010	99434	
8	350"	5.7L	1992-95	P Series	99012	99434	
8	350"	5.7L	1995	C, K Series	99182	99434	
8	350"	5.7L	1996-99	C, K Series	99018	99488	
8	350"	5.7L	1996-99	P Series	99269	99488	
8	364"	6.0L	2001-04	Sierra 2500, 3500	99018	99542	
8	364"	6.0L	2005-06	Sierra 2500, 3500	99299	99542	
8	366"	6.0L	1999-00	Sierra 2500, 3500	99212	99488	
8	454"	7.4L	1985-87		99251	99709	
8	454"	7.4L	1988-91	C, K Series	99016	99711	
8	454"	7.4L	1988-91	R, V Series	99251	99709	
8	454"	7.4L	1992-94		99010	99434	
8	454"	7.4L	1995		99182	99434	
8	454"	7.4L	1996		99018	99488	
8	454"	7.4L	1997-00	Narrow Lining	99018	99488	
8	494"	8.1L	2001-03	6 Speed Sierra 2500,3500	99212	99542	
8	494"	8.1L	2004-06	Sierra 2500, 3500	99212	99542	
8	496"	8.1L	2001-02	5 Speed HD Chassis Cab		99538	

GMC TRUCKS & VANS Light Duty Hydraulics

C, K, G, P, R, V, 15, 25, 35 SERIES Diesel

Cyl.	CC / CI	Liter	Year	Specifications	Master	Slave	Prefilled Master
8	379"	6.2L	1985-86	C, K Series	99251	99709	
8	379"	6.2L	1985-89	P Series	99251	99709	
8	379"	6.2L	1987-91	C, K Series	99016	99711	
8	379"	6.2L	1987-91	R, V Series	99251	99709	
8	379"	6.2L	1990-94	P Series	99062	99420	
8	379"	6.2L	1992-93	C, K Series	99010	99434	
8	379"	6.2L	1992-93	P Series	99012	99434	
8	395"	6.5L	1992-93	Ceramic Disc	99010	99434	
8	395"	6.5L	1996-02	With DMF	99018	99488	
8	396"	6.5L	1992-95	C, K, G Series	99010	99434	
8	396"	6.5L	1992-95	Solid Flywheel Conversion	99010	99434	
8	396"	6.5L	1994-95	P Series	99012	99434	
8	396"	6.5L	1996-02	Solid Flywheel Conversion	99018	99488	
8	400"	6.6L	2001-06	2500 HD, 3500	99018		

CANYON

Cyl.	CC / CI	Liter	Year	Specifications	Master	Slave	Prefilled Master
4	169"	2.8L	2004-06		99292	99743	

S-15 JIMMY Diesel

Cyl.	CC / CI	Liter	Year	Specifications	Master	Slave	Prefilled Master
4	135"	2.2L	1984-85		99032	99707	

S-15 JIMMY

Cyl.	CC / CI	Liter	Year	Specifications	Master	Slave	Prefilled Master
4	116"	1.9L	1984-85		99032	99707	
4	122"	2.0L	1984		99032	99705	
4	135"	2.2L	1994-95		99014	99426	99947
4	135"	2.2L	1996-97		99020	99488	
4	135"	2.2L	1998-03		99190	99488	
4	151"	2.5L	1985-91		99032	99705	
4	151"	2.5L	1992-93		99028	99426	99991
6	171"	2.8L	1983-84	Mechanical Linkage	99032	99705	
6	171"	2.8L	1985-91		99032	99705	
6	171"	2.8L	1992-93		99028	99426	99923
6	262"	4.3L	1990-94		99032	99735	
6	262"	4.3L	1992-93		99028	99428	
6	262"	4.3L	1994-95		99014	99428	
6	262"	4.3L	1996-04		99020	99488	

SAFARI

Cyl.	CC / CI	Liter	Year	Specifications	Master	Slave	Prefilled Master
4	151"	2.5L	1985-90		99248	99701	

SONOMA

Cyl.	CC / CI	Liter	Year	Specifications	Master	Slave	Prefilled Master
4	135"	2.2L	1994-95		99014	99426	
4	135"	2.2L	1996-03		99020	99488	
6	262"	4.3L	1994-95		99014	99428	
6	262"	4.3L	1996-03		99020	99488	

GMC TRUCKS Medium Duty

C40, C50, C60, C70

Cyl.	CC / CI	Liter	Year	Specifications	Kit	Cover	Disc	Bearing	Pilot	O.D.	Hub	Teeth
4	212"	3.5L	1961-84	Sintered Button, Lever	91787	92353	93316	94181	95035	13	1-1/2	10
4	212"	3.5L	1961-84	4-53 Detroit Diesel Engine Lever Style	91791	92353	93313	94181	95043	13	1-1/2	10
4	212"	3.5L	1961-84	Diaphragm	91795	92349	93313	94184	95043	13	1-1/2	10
6	230"	3.8L	1963-89	Sintered Button, Lever	91743	92345	93300	94167	95035	11-7/8	1-1/8	10
6	230"	3.8L	1963-89	12" Lever style (Except Spicer)	91745	92345	93301	94167	95035	11-7/8	1-1/8	10
6	230"	3.8L	1963-89	Sintered Button, Diaphragm	91749	92343	93300	94167	95035	11-7/8	1-1/8	10
6	230"	3.8L	1963-89	Diaphragm	91755	92343	93301	94121	95035	11-7/8	1-1/8	10
6	230"	3.8L	1963-89	Sintered Button, Lever	91787	92353	93316	94181	95035	13	1-1/2	10
6	230"	3.8L	1963-89	13" Lever style	91791	92353	93313	94181	95043	13	1-1/2	10
6	230"	3.8L	1963-89	Diaphragm	91795	92349	93313	94184	95043	13	1-1/2	10
6	235"	3.9L	1954-62	Sintered Button, Lever	91743	92345	93300	94167	95035	11-7/8	1-1/8	10
6	235"	3.9L	1954-62	12" Lever style	91745	92345	93301	94167	95035	11-7/8	1-1/8	10
6	261"	4.3L	1960-62	Sintered Button, Lever	91743	92345	93300	94167	95035	11-7/8	1-1/8	10

GMC TRUCKS Medium Duty

C40, C50, C60, C70

Cyl.	CC / CI	Liter	Year	Specifications	Kit	Cover	Disc	Bearing	Pilot	O.D.	Hub	Teeth
6	261"	4.3L	1960-62	12" Lever style	91745	92345	93301	94167	95035	11-7/8	1-1/8	10
6	261"	4.3L	1960-62	Sintered Button, Diaphragm	91749	92343	93300	94167	95035	11-7/8	1-1/8	10
6	292"	4.8L	1963-89	Sintered Button, Lever	91743	92345	93300	94167	95035	11-7/8	1-1/8	10
6	292"	4.8L	1963-89	12" Lever style (Except Spicer)	91745	92345	93301	94167	95035	11-7/8	1-1/8	10
6	292"	4.8L	1963-89	Sintered Button, Diaphragm	91749	92343	93300	94167	95035	11-7/8	1-1/8	10
6	292"	4.8L	1963-89	Diaphragm	91755	92343	93301	94121	95035	11-7/8	1-1/8	10
6	292"	4.8L	1963-89	Sintered Button, Lever	91787	92353	93316	94181	95035	13	1-1/2	10
6	292"	4.8L	1963-89	13" Lever style	91791	92353	93313	94181	95043	13	1-1/2	10
6	292"	4.8L	1963-89	Diaphragm	91795	92349	93313	94184	95043	13	1-1/2	10
8	327"	5.4L	1962-72	Sintered Button, Lever	91787	92353	93316	94181	95035	13	1-1/2	10
8	327"	5.4L	1962-72	12" Lever style	91791	92353	93313	94181	95043	13	1-1/2	10
8	327"	5.4L	1962-72	Diaphragm	91795	92349	93313	94184	95043	13	1-1/2	10
8	348"	5.7L	1962-72	Sintered Button, Lever	91787	92353	93316	94181	95035	13	1-1/2	10
8	348"	5.7L	1962-72	13" Lever style	91791	92353	93313	94181	95043	13	1-1/2	10
8	348"	5.7L	1962-72	Diaphragm	91795	92349	93313	94184	95043	13	1-1/2	10
8	350"	5.7L	1963-89	Sintered Button, Lever	91743	92345	93300	94167	95035	11-7/8	1-1/8	10
8	350"	5.7L	1963-89	12" Lever style (Except Spicer)	91745	92345	93301	94167	95035	11-7/8	1-1/8	10
8	350"	5.7L	1963-89	Sintered Button, Diaphragm	91749	92343	93300	94167	95035	11-7/8	1-1/8	10
8	350"	5.7L	1963-89	Diaphragm	91755	92343	93301	94121	95035	11-7/8	1-1/8	10
8	350"	5.7L	1973-89	Sintered Button, Lever	91787	92353	93316	94181	95035	13	1-1/2	10
8	350"	5.7L	1973-89	13" Lever style	91791	92353	93313	94181	95043	13	1-1/2	10
8	350"	5.7L	1973-89	Diaphragm	91795	92349	93313	94184	95043	13	1-1/2	10
8	366"	6.0L	1969-89	Sintered Button, Lever	91787	92353	93316	94181	95035	13	1-1/2	10
8	366"	6.0L	1969-89	13" Lever style	91791	92353	93313	94181	95043	13	1-1/2	10
8	366"	6.0L	1969-89	Diaphragm	91795	92349	93313	94184	95043	13	1-1/2	10
8	366"	6.0L	1990-97	Sintered Button, Lever	91794	92349	93313CB	94184	95043	13	1-1/2	10
8	409"	6.7L	1962-72	Sintered Button, Lever	91787	92353	93316	94181	95035	13	1-1/2	10
8	409"	6.7L	1962-72	13" Lever style	91791	92353	93313	94181	95043	13	1-1/2	10
8	409"	6.7L	1962-72	Diaphragm	91795	92349	93313	94184	95043	13	1-1/2	10
8	427"	7.0L	1969-89	13" Lever style	91791	92353	93313	94181	95043	13	1-1/2	10
8	427"	7.0L	1969-89	Diaphragm	91795	92349	93313	94184	95043	13	1-1/2	10
8	427"	7.0L	1997-01	13" Sintered Button Clutch	91809					13	1-1/2	10

TOPKICK

Cyl.	CC / CI	Liter	Year	Specifications	Kit	Cover	Disc	Bearing	Pilot	O.D.	Hub	Teeth
6	439"	7.2L	1990-02	3126 Cat With Eaton Transmission, "T"	91914					14	1-3/4	10
6	439"	7.2L	1990-99	Series (Tilt Cab) 14" Pull Type, Sintered Button	91913					14	1-3/4	10
6	439"	7.2L	1990-99	3116 Eaton Transmission, "T"	91914					14	1-3/4	10
8	366"	6.0L	1990-95	Sintered Button, Lever	91794	92349	93313CB	94184	95043	13	1-1/2	10
8	427"	7.0L	1990-93	Sintered Button, Lever	91794	92349	93313CB	94184	95043	13	1-1/2	10
8	427"	7.0L	1994-01	13" Sintered Button Clutch	91809					13	1-1/2	10
8	454"	7.4L	1994-01	13" Sintered Button Clutch	91809					13	1-1/2	10

HONDA

ACCORD

Cyl.	CC / CI	Liter	Year	Specifications	Kit	Cover	Disc	Bearing	Pilot	O.D.	Hub	Teeth
4	1800cc	1.8L	1979-81		91095	92077	93059	94029		7-7/8	7/8	21
4	1800cc	1.8L	1982		91099	92077	93059	94041		7-7/8	7/8	21
4	1800cc	1.8L	1983-85		91097	92079	93059	94041		7-7/8	7/8	21
4	2000cc	2.0L	1986-89		91207	92131	93115	94041		8-3/8	7/8	21
4	2156cc	2.2L	1990-97	Includes Wagon	91319	92185	93165	94103		8-7/8	1-1/8	24
4	2259cc	2.3L	1998-02		91319	92185	93165	94103		8-7/8	1-1/8	24
4	2354cc	2.4L	2003-06		91226					9-3/8	1	24
6	2977cc	3.0L	2003-06		91315					8-7/8	1	24

CIVIC (1200)

Cyl.	CC / CI	Liter	Year	Specifications	Kit	Cover	Disc	Bearing	Pilot	O.D.	Hub	Teeth
4	1200cc	1.2L	1973-79		91049	92045	93039	94003	95001	7-1/2	13/16	19

CIVIC (1300)

Cyl.	CC / CI	Liter	Year	Specifications	Kit	Cover	Disc	Bearing	Pilot	O.D.	Hub	Teeth
4	1335cc	1.3L	1980-83		91051	92047	93039	94003	95001	7-1/2	13/16	19
4	1339cc	1.3L	2003-06	Hybrid	91177	92121	93103	94105	95001			
4	1342cc	1.3L	1984-87		91053	92049	93039	94035	95001	7-1/2	13/16	19

HONDA

CIVIC (1500)

Cyl.	CC / Cl	Liter	Year	Specifications	Kit	Cover	Disc	Bearing	Pilot	O.D.	Hub	Teeth
4	1500cc	1.5L	1975-80		91049	92045	93039	94003	95001	7-1/2	13/16	19
4	1500cc	1.5L	1980-83		91051	92047	93039	94003	95001	7-1/2	13/16	19
4	1500cc	1.5L	1984-87		91053	92049	93039	94035	95001	7-1/2	13/16	19
4	1500cc	1.5L	1988		91050	92081	93041	94051	95001	7-1/2	27/32	21
4	1500cc	1.5L	1989		91101	92081	93081	94051	95001	7-7/8	27/32	20
4	1500cc	1.5L	1990-91		91175	92121	93103	94051	95001	8-3/8	7/8	20
4	1500cc	1.5L	1992-95		91177	92121	93103	94105	95001			

CIVIC (1600)

Cyl.	CC / Cl	Liter	Year	Specifications	Kit	Cover	Disc	Bearing	Pilot	O.D.	Hub	Teeth
4	1600cc	1.6L	1989		91101	92081	93081	94051	95001	7-7/8	27/32	20
4	1600cc	1.6L	1990-91		91175	92121	93103	94051	95001	8-3/8	7/8	20
4	1600cc	1.6L	1992-00		91177	92121	93103	94105	95001			
4	1600cc	1.6L	1999-00	DOHC, SI	91312	92189	93183	94103	95001	8-5/8	1-1/32	24

CIVIC (1700)

Cyl.	CC / Cl	Liter	Year	Specifications	Kit	Cover	Disc	Bearing	Pilot	O.D.	Hub	Teeth
4	1700cc	1.7L	2001-05		91177	92121	93103	94105	95001			

CIVIC (1800)

Cyl.	CC / Cl	Liter	Year	Specifications	Kit	Cover	Disc	Bearing	Pilot	O.D.	Hub	Teeth
4	1800cc	1.8L	2006-08		91310							

CIVIC WAGON, WAGOVAN (1500)

Cyl.	CC / Cl	Liter	Year	Specifications	Kit	Cover	Disc	Bearing	Pilot	O.D.	Hub	Teeth
4	1500cc	1.5L	1975-79	4 Speed	91049	92045	93039	94003	95001	7-1/2	13/16	19
4	1500cc	1.5L	1980-83	5 Speed	91051	92047	93039	94003	95001	7-1/2	13/16	19
4	1500cc	1.5L	1984-87	2WD	91053	92049	93039	94035	95001	7-1/2	13/16	19
4	1500cc	1.5L	1984-87	4WD	91057	92049	93039	94053	95001	7-1/2	13/16	19
4	1500cc	1.5L	1988	All	91050	92081	93041	94051	95001	7-1/2	27/32	21
4	1500cc	1.5L	1989		91101	92081	93081	94051	95001	7-7/8	27/32	20
4	1500cc	1.5L	1990-91		91175	92121	93103	94051	95001	8-3/8	7/8	20

CIVIC WAGON, WAGOVAN (1600)

Cyl.	CC / Cl	Liter	Year	Specifications	Kit	Cover	Disc	Bearing	Pilot	O.D.	Hub	Teeth
4	1600cc	1.6L	1988	4WD	91105	92081	93059	94053	95001	7-7/8	7/8	21
4	1600cc	1.6L	1989	4WD	91107	92081	93081	94053	95001	7-7/8	27/32	20
4	1600cc	1.6L	1990-91	4WD	91179	92121	93103	94053	95001	8-3/8	7/8	20

CIVIC DEL SOL

Cyl.	CC / Cl	Liter	Year	Specifications	Kit	Cover	Disc	Bearing	Pilot	O.D.	Hub	Teeth
4	1500cc	1.5L	1993-95	SOHC	91177	92121	93103	94105	95001			
4	1600cc	1.6L	1993-95	SOHC	91177	92121	93103	94105	95001			
4	1600cc	1.6L	1994-97	VTEC	91312	92189	93183	94103	95001	8-5/8	1-1/32	24
4	1600cc	1.6L	1996-97	Non VTEC	91142	92081	93081	94105	95001	7-7/8	27/32	20

CIVIC SI

Cyl.	CC / Cl	Liter	Year	Specifications	Kit	Cover	Disc	Bearing	Pilot	O.D.	Hub	Teeth
4	1998cc	2.0L	2002-05		91234					8-1/2	1-1/8	24
4	1998cc	2.0L	2006		91262					8-1/2	1-1/8	24

CRX (1300 & 1500)

Cyl.	CC / Cl	Liter	Year	Specifications	Kit	Cover	Disc	Bearing	Pilot	O.D.	Hub	Teeth
4	1300cc	1.3L	1984		91053	92049	93039	94035	95001	7-1/2	13/16	19
4	1500cc	1.5L	1984-87		91053	92049	93039	94035	95001	7-1/2	13/16	19
4	1500cc	1.5L	1988		91050	92081	93041	94051	95001	7-1/2	27/32	21
4	1500cc	1.5L	1989		91101	92081	93081	94051	95001	7-7/8	27/32	20
4	1500cc	1.5L	1990-93		91175	92121	93103	94051	95001	8-3/8	7/8	20

CRX (1600)

Cyl.	CC / Cl	Liter	Year	Specifications	Kit	Cover	Disc	Bearing	Pilot	O.D.	Hub	Teeth
4	1600cc	1.6L	1988		91050	92081	93041	94051	95001	7-1/2	27/32	21
4	1600cc	1.6L	1989		91101	92081	93081	94051	95001	7-7/8	27/32	20
4	1600cc	1.6L	1990-91		91175	92121	93103	94051	95001	8-3/8	7/8	20

INSIGHT

Cyl.	CC / Cl	Liter	Year	Specifications	Kit	Cover	Disc	Bearing	Pilot	O.D.	Hub	Teeth
3	1000cc	1.0L	2000-06		91046	92045	93049	94105	95003	7-1/2	7/8	20

PRELUDE

Cyl.	CC / Cl	Liter	Year	Specifications	Kit	Cover	Disc	Bearing	Pilot	O.D.	Hub	Teeth
4	1800cc	1.8L	1979-82	5 Speed	91095	92077	93059	94029		7-7/8	7/8	21

HONDA

PRELUDE

Cyl.	CC / Cl	Liter	Year	Specifications	Kit	Cover	Disc	Bearing	Pilot	O.D.	Hub	Teeth
4	1800cc	1.8L	1983-87		91097	92079	93059	94041		7-7/8	7/8	21
4	2000cc	2.0L	1984-87	SI	91207	92131	93115	94041		8-3/8	7/8	21
4	2000cc	2.0L	1988-89		91209	92123	93117	94103		8-7/16	1	24
4	2000cc	2.0L	1990-91		91345	92186	93183	94103		8-7/8	1-1/32	24
4	2156cc	2.1L	1990-91		91345	92186	93183	94103		8-7/8	1-1/32	24
4	2200cc	2.2L	1992-01	SOHC, S	91358	92185	93183	94103		8-7/8	1-1/32	24
4	2300cc	2.3L	1992-98		91358	92185	93183	94103		8-7/8	1-1/32	24

S2000

Cyl.	CC / Cl	Liter	Year	Specifications	Kit	Cover	Disc	Bearing	Pilot	O.D.	Hub	Teeth
4	1997cc	2.0L	2000-03		91220					8-3/8	1	24
4	2157cc	2.2L	2004-06		91220					8-3/8	1	24

HONDA Hydraulics

ACCORD

Cyl.	CC / Cl	Liter	Year	Specifications	Master	Slave	Prefilled Master
4	1600cc	1.6L	1976-78		99199	99601	
4	1800cc	1.8L	1979-81		99199	99601	
4	2200cc	2.2L	1990-97		99203	99611	
4	2259cc	2.3L	2000-02		99296	99720	
4	2300cc	2.3L	1998-99		99206	99526	
4	2354cc	2.4L	2003-05		99294	99722	
6	2977cc	3.0L	2003-06		99294		

CIVIC DEL SOL

Cyl.	CC / Cl	Liter	Year	Specifications	Master	Slave	Prefilled Master
4	1500cc	1.5L	1993-95		99275	99617	
4	1590cc	1.6L	1996-97	S, Si	99275	99617	
4	1600cc	1.6L	1993-95	SOHC	99275	99617	
4	1600cc	1.6L	1994-97	VTEC	99275	99617	

CIVIC

Cyl.	CC / Cl	Liter	Year	Specifications	Master	Slave	Prefilled Master
4	1500cc	1.5L	1992-95		99275	99617	
4	1600cc	1.6L	1990-94		99275	99617	
4	1600cc	1.6L	1992-00	Except Si	99275	99617	
4	1600cc	1.6L	1999-00	S, Si	99275	99617	
4	1998cc	2.0L	2003-05	Si	99294	99722	

PRELUDE

Cyl.	CC / Cl	Liter	Year	Specifications	Master	Slave	Prefilled Master
4	1800cc	1.8L	1979-82		99200	99601	
4	2000cc	2.0L	1988-89		99202	99605	
4	2000cc	2.0L	1990-94		99202	99605	
4	2056cc	2.1L	1990-94	Si	99203	99605	
4	2200cc	2.2L	1992-01	S, Si - SOHC, DOHC	99203	99611	
4	2300cc	2.3L	1992-98		99203	99611	

S2000

Cyl.	CC / Cl	Liter	Year	Specifications	Master	Slave	Prefilled Master
4	1972cc	2.0L	2000-03		99203	99611	
4	2157cc	2.2L	2004-06		99203	99611	

HONDA TRUCKS Light Duty

CR-V

Cyl.	CC / Cl	Liter	Year	Specifications	Kit	Cover	Disc	Bearing	Pilot	O.D.	Hub	Teeth
4	2157cc	2.0L	1998-01		91312	92189	93183	94103	95001	8-5/8	1-1/32	24
4	2157cc	2.4L	2002-06		91446							

ELEMENT

Cyl.	CC / Cl	Liter	Year	Specifications	Kit	Cover	Disc	Bearing	Pilot	O.D.	Hub	Teeth
4	2157cc	2.4L	2002-06		91446							

PASSPORT

Cyl.	CC / Cl	Liter	Year	Specifications	Kit	Cover	Disc	Bearing	Pilot	O.D.	Hub	Teeth
4	2600cc	2.6L	1994-96		91525	92273	93231	94176	95015	9-1/2	1	24
6	3200cc	3.2L	1994-02		91605	92301	93237	94087	95003	10-1/4	1	24

HONDA TRUCKS Light Duty Hydraulics

CR-V

Cyl.	CC / CI	Liter	Year	Specifications	Master	Slave	Prefilled Master
4	2000cc	2.0L	1998-01	5 Speed		99617	
4	2400cc	2.4L	2002-05		99294	99722	

ELEMENT

Cyl.	CC / CI	Liter	Year	Specifications	Master	Slave	Prefilled Master
4	2400cc	2.4L	2003-06		99294	99722	

PASSPORT

Cyl.	CC / CI	Liter	Year	Specifications	Master	Slave	Prefilled Master
4	2600cc	2.6L	1994-96		99045	99449	
6	3200cc	3.2L	1994-02		99045	99445	

HUMMER

H3

Cyl.	CC / CI	Liter	Year	Specifications	Kit	Cover	Disc	Bearing	Pilot	O.D.	Hub	Teeth
5	211"	3.5L	2006		91616							

HUMMER Hydraulics

H3

Cyl.	CC / CI	Liter	Year	Specifications	Master	Slave	Prefilled Master
5	211"	3.5L	2006		99292	99743	

HYUNDAI

ACCENT

Cyl.	CC / CI	Liter	Year	Specifications	Kit	Cover	Disc	Bearing	Pilot	O.D.	Hub	Teeth
4	1495cc	1.5L	1995-02		91110	92083	93093	94024		7-7/8	7/8	20
4	1600cc	1.6L	2001-06		91206					8-3/8	7/8	20

ELANTRA

Cyl.	CC / CI	Liter	Year	Specifications	Kit	Cover	Disc	Bearing	Pilot	O.D.	Hub	Teeth
4	1600cc	1.6L	1992-93		91109	92083	93061	94025	95001	7-7/8	7/8	20
4	1600cc	1.6L	1993-95		91274	92151	93119	94025		8-1/2	7/8	20
4	1800cc	1.8L	1993-95		91274	92151	93119	94025		8-1/2	7/8	20
4	1800cc	1.8L	1996-98		91221	92136	93120	94036		8-1/2	7/8	20
4	1975cc	2.0L	1999-06		91221	92136	93120	94036		8-1/2	7/8	20

EXCEL

Cyl.	CC / CI	Liter	Year	Specifications	Kit	Cover	Disc	Bearing	Pilot	O.D.	Hub	Teeth
4	1500cc	1.5L	1986-89	(to 6/89)	91031	92025	93033	94025		7-1/4	7/8	20
4	1500cc	1.5L	1989-94	(from 7/89)	91109	92083	93061	94025	95001	7-7/8	7/8	20

PONY

Cyl.	CC / CI	Liter	Year	Specifications	Kit	Cover	Disc	Bearing	Pilot	O.D.	Hub	Teeth
4	1400cc	1.4L	1984-85	Canada	91031	92025	93033	94025		7-1/4	7/8	20
4	1600cc	1.6L	1985-92	Canada	91109	92083	93061	94025	95001	7-7/8	7/8	20

SANTA FE

Cyl.	CC / CI	Liter	Year	Specifications	Kit	Cover	Disc	Bearing	Pilot	O.D.	Hub	Teeth
4	2400cc	2.4L	2001-04		91350					8-7/8	13/16	20

SCOPE

Cyl.	CC / CI	Liter	Year	Specifications	Kit	Cover	Disc	Bearing	Pilot	O.D.	Hub	Teeth
4	1500cc	1.5L	1991-95	Non Turbo	91109	92083	93061	94025	95001	7-7/8	7/8	20
4	1500cc	1.5L	1993-95	Turbo	91274	92151	93119	94025		8-1/2	7/8	20

SONATA

Cyl.	CC / CI	Liter	Year	Specifications	Kit	Cover	Disc	Bearing	Pilot	O.D.	Hub	Teeth
4	2000cc	2.0L	1989-94	(to 10/94)	91274	92151	93119	94025		8-1/2	7/8	20
4	2000cc	2.0L	1994-98	(from 11/94)	91349	92183	93173	94025		8-7/8	7/8	20
4	2351cc	2.4L	1989-94		91349	92183	93173	94025		8-7/8	7/8	20
4	2351cc	2.4L	1999-01		91352	92183	93173	94025		8-13/16	7/8	20
4	2351cc	2.4L	2002-05		91350					8-7/8	13/16	20
6	2493cc	2.5L	1999-01		91352	92183	93173	94025		8-13/16	7/8	20
6	2656cc	2.7L	2001-05		91350					8-7/8	13/16	20

STELLAR

Cyl.	CC / CI	Liter	Year	Specifications	Kit	Cover	Disc	Bearing	Pilot	O.D.	Hub	Teeth
4	1600cc	1.6L	1985-86	Canada	91109	92083	93061	94025	95001	7-7/8	7/8	20
4	1600cc	2.0L	1987-92	Canada	91201							

HYUNDAI

TIBURON

Cyl.	CC / CI	Liter	Year	Specifications	Kit	Cover	Disc	Bearing	Pilot	O.D.	Hub	Teeth
4	1800cc	1.8L	1997-98		91221	92136	93120	94036		8-1/2	7/8	20
4	1975cc	2.0L	1997-06		91221	92136	93120	94036		8-1/2	7/8	20
4	1975cc	2.0L	2004		91350					8-7/8	13/16	20
6	2656cc	2.7L	2003-04		91350					8-7/8	13/16	20
6	2656cc	2.7L	2003-06		91221	92136	93120	94036		8-1/2	7/8	20
6	2656cc	2.7L	2005-07		91350					8-7/8	13/16	20

TUSCON

Cyl.	CC / CI	Liter	Year	Specifications	Kit	Cover	Disc	Bearing	Pilot	O.D.	Hub	Teeth
4	1975cc	2.0L	2005-06		91222					8-7/8	13/16	20
6	2656cc	2.7L	2005-06		91222					8-7/8	13/16	20

HYUNDAI Hydraulics

ACCENT

Cyl.	CC / CI	Liter	Year	Specifications	Master	Slave	Prefilled Master
4	1500cc	1.5L	1995-96	(to 5/96)	99127	99521	
4	1500cc	1.5L	1996-97	(from 6/96)	99127	99515	
4	1500cc	1.5L	1997-02		99137	99515	
4	1600cc	1.6L	2001-04		99137	99515	
4	1600cc	1.6L	2005		99303	99515	

ELANTRA

Cyl.	CC / CI	Liter	Year	Specifications	Master	Slave	Prefilled Master
4	1600cc	1.6L	1992-95	(from 10/93)	99107	99501	
4	1800cc	1.8L	1993-95		99107	99501	
4	1800cc	1.8L	1996-98		99131	99525	
4	2000cc	2.0L	1999-00		99131	99525	
4	2000cc	2.0L	2001-04		99302	99525	
4	2000cc	2.0L	2005-06		99301	99525	

EXCEL

Cyl.	CC / CI	Liter	Year	Specifications	Master	Slave	Prefilled Master
4	1500cc	1.5L	1989-94	(from 7/89)	99107	99499	

SCOUBE

Cyl.	CC / CI	Liter	Year	Specifications	Master	Slave	Prefilled Master
4	1500cc	1.5L	1991-92		99107	99499	
4	1500cc	1.5L	1993-95		99117	99515	
4	1500cc	1.5L	1993-95	Turbo	99117	99515	

SONATA

Cyl.	CC / CI	Liter	Year	Specifications	Master	Slave	Prefilled Master
4	1997cc	2.0L	1996-98		99129	99501	
4	2000cc	2.0L	1989-94	(to 10-94)	99123	99501	
4	2000cc	2.0L	1994-98	(from 11/94)	99129	99501	
4	2400cc	2.4L	1989-94		99101	99501	
6	2500cc	2.5L	1999-01			99525	

TIBURON

Cyl.	CC / CI	Liter	Year	Specifications	Master	Slave	Prefilled Master
4	2000cc	2.0L	1997-01	5 Speed	99131	99525	
4	2000cc	2.0L	2003-04		99302	99525	
4	2000cc	2.0L	2005-06		99301	99525	
6	2656cc	2.7L	2003-04	5 Speed		99525	

HYUNDAI TRUCKS Light Duty Hydraulics

SANTA FE

Cyl.	CC / CI	Liter	Year	Specifications	Master	Slave	Prefilled Master
4	2351cc	2.4L	2001-04		99304	99525	

TUCSON

Cyl.	CC / CI	Liter	Year	Specifications	Master	Slave	Prefilled Master
4	1975cc	2.0L	2005-06		99305	99525	

INFINITI

G20

Cyl.	CC / CI	Liter	Year	Specifications	Kit	Cover	Disc	Bearing	Pilot	O.D.	Hub	Teeth
4	1998cc	2.0L	1991-02		91285	92179	93152	94059	95031	8-1/2	13/16	18

INFINITI

Cyl.	CC / CI	Liter	Year	Specifications	Kit	Cover	Disc	Bearing	Pilot	O.D.	Hub	Teeth
6	3498cc	3.5L	2003-06		91564					9-7/8	1	24

Cyl.	CC / CI	Liter	Year	Specifications	Kit	Cover	Disc	Bearing	Pilot	O.D.	Hub	Teeth
6	2988cc	3.0L	1996-99		91637	92264	93233	94093	95031	9-1/2	1	24

INFINITI Hydraulics

Cyl.	CC / CI	Liter	Year	Specifications	Master	Slave	Prefilled Master
6	2960cc	3.0L	1996-99	5 Speed	99073	99475	

ISUZU

Cyl.	CC / CI	Liter	Year	Specifications	Kit	Cover	Disc	Bearing	Pilot	O.D.	Hub	Teeth
4	1471cc	1.5L	1985-89	Non Turbo	91033	92027	93031	94057	95007	7-1/4	1	14
4	1471cc	1.5L	1987-89	Turbo	91287	92181	93161	94057		8-1/2	1	14
4	1588cc	1.6L	1988-89		91287	92181	93161	94057		8-1/2	1	14
4	1817cc	1.8L	1981-85	Gas & Diesel	91127	92095	93083	94007	95003	7-7/8	1	24

Cyl.	CC / CI	Liter	Year	Specifications	Kit	Cover	Disc	Bearing	Pilot	O.D.	Hub	Teeth
4	1588cc	1.6L	1989-91	Non Turbo	91125	92093	93077	94057	95007	7-7/8	1	14
4	1588cc	1.6L	1990-93	Turbo	91306	92184	93196	94057	95007	8-13/16	31/32	14
4	1817cc	1.8L	1992-93	Non Turbo	91306	92184	93196	94057	95007	8-13/16	31/32	14
4	1949cc	1.9L	1983-87		91233	92157	93147	94045	95003	8-1/2	1	24
4	1994cc	2.0L	1985-89	Turbo	91365					8-7/8	1	24
4	2254cc	2.3L	1988-89		91233	92157	93147	94045	95003	8-1/2	1	24

Cyl.	CC / CI	Liter	Year	Specifications	Kit	Cover	Disc	Bearing	Pilot	O.D.	Hub	Teeth
4	1588cc	1.6L	1991-93		91125	92093	93077	94057	95007	7-7/8	1	14
4	1817cc	1.8L	1992-93		91306	92184	93196	94057	95007	8-13/16	31/32	14

ISUZU Hydraulics

Cyl.	CC / CI	Liter	Year	Specifications	Master	Slave	Prefilled Master
4	1900cc	1.9L	1983-87		99041	99435	
4	2300cc	2.3L	1988-89		99041	99437	

Cyl.	CC / CI	Liter	Year	Specifications	Master	Slave	Prefilled Master
4	2000cc	2.0L	1985-89		99041	99437	

ISUZU TRUCKS Light Duty

Cyl.	CC / CI	Liter	Year	Specifications	Kit	Cover	Disc	Bearing	Pilot	O.D.	Hub	Teeth
4	2180cc	2.2L	1998-00	BW Trans	91525	92273	93231	94176	95015	9-1/2	1	24
4	2180cc	2.2L	1998-99	MUA Transmission	91527	92273	93231	94097	95003	9-1/2	1	24
4	2200cc	2.2L	2000		91525	92273	93231	94176	95015	9-1/2	1	24
4	2254cc	2.3L	1988-94		91231	92157	93147	94007	95003	8-1/2	1	24
4	2559cc	2.6L	1988-94		91527	92273	93231	94097	95003	9-1/2	1	24
6	3165cc	3.2L	1998-00		91605	92301	93237	94087	95003	10-1/4	1	24

Cyl.	CC / CI	Liter	Year	Specifications	Kit	Cover	Disc	Bearing	Pilot	O.D.	Hub	Teeth
4	2180cc	2.2L	1996-00		91434	92235	93213	94192	95004	9-1/8	1-1/8	26
6	4294cc	4.3L	1997-00		91659	92320	93280	94192	95036	11	1-1/8	10

Cyl.	CC / CI	Liter	Year	Specifications	Kit	Cover	Disc	Bearing	Pilot	O.D.	Hub	Teeth
4	1817cc	1.8L	1981-82	2WD	91127	92095	93083	94007	95003	7-7/8	1	24
4	1817cc	1.8L	1981-82	4WD	91231	92157	93147	94007	95003	8-1/2	1	24
4	1949cc	1.9L	1983-86		91231	92157	93147	94007	95003	8-1/2	1	24
4	2000cc	2.0L	1983-86		91231	92157	93147	94007	95003	8-1/2	1	24
4	2238cc	2.2L	1981-87	Turbo Diesel	91231	92157	93147	94007	95003	8-1/2	1	24
4	2559cc	2.6L	1988-95		91527	92273	93231	94097	95003	9-1/2	1	24
6	3137cc	3.1L	1991-94		91543	92273	93231	94097	95003	9-11/16	1	24

ISUZU TRUCKS Light Duty

RODEO, RODEO SPORT

Cyl.	CC / CI	Liter	Year	Specifications	Kit	Cover	Disc	Bearing	Pilot	O.D.	Hub	Teeth
4	2180cc	2.2L	1998-99		91525	92273	93231	94176	95015	9-1/2	1	24
4	2180cc	2.2L	2000-01	MUA Transmission	91527	92273	93231	94097	95003	9-1/2	1	24
4	2200cc	2.2L	2002-03		91525	92273	93231	94176	95015	9-1/2	1	24
4	2600cc	2.6L	1990-92	(to 10/92)	91527	92273	93231	94097	95003	9-1/2	1	24
4	2600cc	2.6L	1993-97		91525	92273	93231	94176	95015	9-1/2	1	24
6	3137cc	3.1L	1991-92	2WD	91461	92235	93219	94121	95004	9-1/8	1	14
6	3137cc	3.1L	1991-92	4WD, Borg Warner Transmission, ID No. MM5	91461	92235	93219	94121	95004	9-1/8	1	14
6	3137cc	3.1L	1991-92	4WD, MUA Trans	91543	92273	93231	94097	95003	9-11/16	1	24
6	3165cc	3.2L	1992-93	MUA Transmisson (from 11/92) ID No. RMN	91605	92301	93237	94087	95003	10-1/4	1	24
6	3200cc	3.2L	1992-93	Borg Transmission	91525	92273	93231	94176	95015	9-1/2	1	24
6	3200cc	3.2L	1994-97		91605	92301	93237	94087	95003	10-1/4	1	24
6	3200cc	3.2L	1998-03	(to 10/02)	91605	92301	93237	94087	95003	10-1/4	1	24
6	3200cc	3.2L	2003	(from 11/02) Except Rodeo Sport	91605	92301	93237	94087	95003	10-1/4	1	24
6	3200cc	3.2L	2003	(from 11/02) Rodeo Sport	91605	92301	93237	94087	95003	10-1/4	1	24
6	3200cc	3.2L	2004		91605	92301	93237	94087	95003	10-1/4	1	24

TROOPER

Cyl.	CC / CI	Liter	Year	Specifications	Kit	Cover	Disc	Bearing	Pilot	O.D.	Hub	Teeth
4	1949cc	1.9L	1984-85		91231	92157	93147	94007	95003	8-1/2	1	24
4	2238cc	2.2L	1984-87	Turbo Diesel	91231	92157	93147	94007	95003	8-1/2	1	24
4	2254cc	2.3L	1986-87	(to 10/86)	91231	92157	93147	94007	95003	8-1/2	1	24
4	2559cc	2.6L	1988-91		91527	92273	93231	94097	95003	9-1/2	1	24
6	2827cc	2.8L	1989-91		91429	92249	93223	94097	95003	9-1/8	1	24
6	3165cc	3.2L	1992-97		91605	92301	93237	94087	95003	10-1/4	1	24
6	3475cc	3.5L	1998-02		91646					10-5/8	1	24

ISUZU TRUCKS Light Duty Hydraulics

AMIGO

Cyl.	CC / CI	Liter	Year	Specifications	Master	Slave	Prefilled Master
4	2200cc	2.2L	1998-00	With BW trans	99049		
4	2200cc	2.2L	1998-00	With MUA trans	99049	99451	
4	2600cc	2.6L	1989-94	With MUA trans	99045	99439	
4	3200cc	3.2L	1998-00		99049	99445	

HOMBRE

Cyl.	CC / CI	Liter	Year	Specifications	Master	Slave	Prefilled Master
4	2200cc	2.2L	1996-00		99020	99488	
4	4300cc	4.3L	1997-00		99020	99488	

PICKUP, P'UP Diesel

Cyl.	CC / CI	Liter	Year	Specifications	Master	Slave	Prefilled Master
4	2200cc	2.2L	1981-87		99047	99443	

PICKUP, P'UP

Cyl.	CC / CI	Liter	Year	Specifications	Master	Slave	Prefilled Master
4	2600cc	2.6L	1988-95		99045	99439	
6	3100cc	3.1L	1991-94		99045	99441	

RODEO SPORT

Cyl.	CC / CI	Liter	Year	Specifications	Master	Slave	Prefilled Master
4	2180cc	2.2L	2001		99045	99451	
4	2200cc	2.2L	2002-03	5 Speed	99045	99451	

RODEO

Cyl.	CC / CI	Liter	Year	Specifications	Master	Slave	Prefilled Master
4	2180cc	2.2L	2000-01		99049	99451	
4	2200cc	2.2L	1998-99		99049	99451	
4	2559cc	2.6L	1991-92	With BW trans	99045	99439	
4	2559cc	2.6L	1995-97		99045	99449	
4	2600cc	2.6L	1991-94	With MUA trans	99045	99439	
4	2600cc	2.6L	1993-94	With BW trans	99045	99449	
6	3100cc	3.1L	1991-92	With BW trans	99045	99447	
6	3100cc	3.1L	1991-92	With MUA trans	99045	99439	
6	3200cc	3.2L	1993-94	With MUA trans	99045	99445	
6	3200cc	3.2L	1993-94	With BW trans	99049	99451	
6	3200cc	3.2L	1995-04		99049	99445	

ISUZU TRUCKS Light Duty Hydraulics

TROOPER

Cyl.	CC / CI	Liter	Year	Specifications	Master	Slave	Prefilled Master
4	2600cc	2.6L	1988-91		99043	99439	
6	2800cc	2.8L	1989-91		99043	99441	
6	3200cc	3.2L	1992-97		99045	99445	
6	3500cc	3.5L	1998-02		99051	99445	

JEEP

CHEROKEE, GRAND CHEROKEE

Cyl.	CC / CI	Liter	Year	Specifications	Kit	Cover	Disc	Bearing	Pilot	O.D.	Hub	Teeth
4	126"	2.1L	1985-95	Turbo Diesel	91232	92147	93161	94145	95025	8-1/2	1	14
4	150"	2.5L	1984	2 BBL	91447	92247	93221	94185	95035	9-1/8	1-1/8	10
4	150"	2.5L	1984	1 BBL	91551	92243	93235	94147	95025	9-11/16	1	14
4	150"	2.5L	1985	5 Speed	91455	92237	93217	94147	95025	9-1/8	1	14
4	150"	2.5L	1985	4 Speed	91551	92243	93235	94147	95025	9-11/16	1	14
4	150"	2.5L	1986	5 Speed Carburetor	91455	92237	93217	94147	95025	9-1/8	1	14
4	150"	2.5L	1986	5 Speed EFI	91455	92237	93217	94147	95025	9-1/8	1	14
4	150"	2.5L	1986	4 Speed Carburetor	91551	92243	93235	94147	95025	9-11/16	1	14
4	150"	2.5L	1986	4 Speed EFI	91551	92243	93235	94147	95025	9-11/16	1	14
4	150"	2.5L	1987-93		91457	92237	93217	94200	95025	9-1/8	1	14
4	150"	2.5L	1993		91444	92237	93217	94200	95025	9-1/8	1	14
4	150"	2.5L	1994-02		91451	92237	93217	94177	95025	9-1/8	1	14
6	173"	2.8L	1984		91459	92279	93219	94145		9-1/8	1	14
6	173"	2.8L	1985-86		91473	92235	93219	94145	95063	9-1/8	1	14
6	242"	4.0L	1987-88		91615	92309	93257	94200	95063	10-1/2	1-1/8	10
6	242"	4.0L	1989	Peugeot Transmission	91615	92309	93257	94200	95063	10-1/2	1-1/8	10
6	242"	4.0L	1989-91		91621	92309	93257	94200	95051	10-1/2	1-1/8	10
6	242"	4.0L	1992-93	Cherokee	91612	92307	93257	94200	95015	10.4	1-1/8	10
6	242"	4.0L	1992-96	Grand Cherokee	91611	92307	93257	94177	95028	10.4	1-1/8	10
6	242"	4.0L	1994-96	Cherokee	91611	92307	93257	94177	95028	10.4	1-1/8	10
6	242"	4.0L	1997-00		91611	92307	93257	94177	95028	10.4	1-1/8	10
6	258"	4.2L	1984-86		91629	92309	93257	94125	95063	10.4	1-1/8	10
6	258"	4.2L	1987-88		91615	92309	93257	94200	95063	10-1/2	1-1/8	10
6	258"	4.2L	1989	Aisin Transmission	91621	92309	93257	94200	95051	10-1/2	1-1/8	10
8	302"	5.0L	1980-83	Diaphragm	91629	92309	93257	94125	95063	10.4	1-1/8	10
8	360"	5.9L	1974-79		91731	92339	93295	94153	95041	11	1-1/8	10
8	401"	6.6L	1972-79		91731	92339	93295	94153	95041	11	1-1/8	10

CJ, DJ, WRANGLER

Cyl.	CC / CI	Liter	Year	Specifications	Kit	Cover	Disc	Bearing	Pilot	O.D.	Hub	Teeth
4	126"	2.1L	1985-86	Turbo Diesel	TBA					9-11/16	1-1/8	26
4	146"	2.4L	2003-06		91414					9	1	19
4	150"	2.4L	1981-85	Diesel	91447	92247	93221	94185	95035	9-1/8	1-1/8	10
4	151"	2.5L	1980-83	GM Engine to # 041925	91447	92247	93221	94185	95035	9-1/8	1-1/8	10
4	151"	2.5L	1983	AMC Engine	91551	92243	93235	94147	95025	9-11/16	1	14
4	151"	2.5L	1983-98		TBA					9-11/16	1-1/8	26
4	151"	2.5L	1984-85		91551	92243	93235	94147	95025	9-11/16	1	14
4	151"	2.5L	1986	5 Speed Carburetor	91455	92237	93217	94147	95025	9-1/8	1	14
4	151"	2.5L	1986	5 Speed EFI	91455	92237	93217	94147	95025	9-1/8	1	14
4	151"	2.5L	1986	Wrangler EFI	91457	92237	93217	94200	95025	9-1/8	1	14
4	151"	2.5L	1986	Wrangler, Carburetor	91457	92237	93217	94200	95025	9-1/8	1	14
4	151"	2.5L	1986	4 Speed Carburetor	91551	92243	93235	94147	95025	9-11/16	1	14
4	151"	2.5L	1986	4 Speed EFI	91551	92243	93235	94147	95025	9-11/16	1	14
4	151"	2.5L	1987-93		91457	92237	93217	94200	95025	9-1/8	1	14
4	151"	2.5L	1994-02		91451	92237	93217	94177	95025	9-1/8	1	14
6	173"	2.8L	1984-85		91459	92279	93219	94145		9-1/8	1	14
6	173"	2.8L	1986		91473	92235	93219	94145	95063	9-1/8	1	14
6	225"	3.7L	1966-71		91635	92309	93257	94151	95035	10.4	1-1/8	10
6	225"	3.7L	1976-79		91643	92309	93265	94125	95039	10-1/2	1-1/16	10
6	232"	3.8L	1965-75		91635	92309	93257	94151	95035	10.4	1-1/8	10
6	232"	3.8L	1976-79		91643	92309	93265	94125	95039	10-1/2	1-1/16	10
6	242"	4.0L	1989-92		91621	92309	93257	94200	95051	10-1/2	1-1/8	10
6	242"	4.0L	1993		91612	92307	93257	94200	95015	10.4	1-1/8	10
6	242"	4.0L	1994-99		91611	92307	93257	94177	95028	10.4	1-1/8	10
6	242"	4.0L	2000-06		91618					10-3/8	1-1/8	10
6	258"	4.2L	1965-75	10-1/2" Clutch	91635	92309	93257	94151	95035	10.4	1-1/8	10
6	258"	4.2L	1976-79		91635	92309	93257	94151	95035	10.4	1-1/8	10
6	258"	4.2L	1976-79	11" Clutch	91731	92339	93295	94153	95041	11	1-1/8	10

JEEP

CJ, DJ, WRANGLER

Cyl.	CC / CI	Liter	Year	Specifications	Kit	Cover	Disc	Bearing	Pilot	O.D.	Hub	Teeth
6	258"	4.2L	1980-81	Diaphragm	91629	92309	93257	94125	95063	10.4	1-1/8	10
6	258"	4.2L	1982-86		91629	92309	93257	94125	95063	10.4	1-1/8	10
6	258"	4.2L	1987-88		91615	92309	93257	94200	95063	10-1/2	1-1/8	10
6	258"	4.2L	1989	Peugeot Transmission	91615	92309	93257	94200	95063	10-1/2	1-1/8	10
6	258"	4.2L	1989	Aisin Transmission	91621	92309	93257	94200	95051	10-1/2	1-1/8	10
6	258"	4.2L	1990		91621	92309	93257	94200	95051	10-1/2	1-1/8	10
8	304"	5.0L	1976-79	Lever Style	91643	92309	93265	94125	95039	10-1/2	1-1/16	10
8	304"	5.0L	1980-82		91629	92309	93257	94125	95063	10.4	1-1/8	10
8	360"	5.9L	1980-86		91682	92339	93295	94125	95063	11	1-1/8	10

COMANCHE, GRAND WAGONEER, WAGONEER

Cyl.	CC / CI	Liter	Year	Specifications	Kit	Cover	Disc	Bearing	Pilot	O.D.	Hub	Teeth
4	126"	2.1L	1985-87	Diesel	91232	92147	93161	94145	95025	8-1/2	1	14
4	151"	2.5L	1986	5 Speed Carburetor	91455	92237	93217	94147	95025	9-1/8	1	14
4	151"	2.5L	1986	5 Speed EFI	91455	92237	93217	94147	95025	9-1/8	1	14
4	151"	2.5L	1986	4 Speed Carburetor	91551	92243	93235	94147	95025	9-11/16	1	14
4	151"	2.5L	1986	4 Speed EFI	91551	92243	93235	94147	95025	9-11/16	1	14
4	151"	2.5L	1987-92		91457	92237	93217	94200	95025	9-1/8	1	14
4	151"	2.5L	1993		91444	92237	93217	94200	95025	9-1/8	1	14
6	173"	2.8L	1984	Wagoneer	91459	92279	93219	94145		9-1/8	1	14
6	173"	2.8L	1985-86		91473	92235	93219	94145	95063	9-1/8	1	14
6	242"	4.0L	1987-93		91615	92309	93257	94200	95063	10-1/2	1-1/8	10
6	258"	4.2L	1986		91629	92309	93257	94125	95063	10.4	1-1/8	10
6	258"	4.2L	1987-88		91615	92309	93257	94200	95063	10-1/2	1-1/8	10
6	258"	4.2L	1989-90	Aisin Transmission	91621	92309	93257	94200	95051	10-1/2	1-1/8	10
8	304"	5.0L	1971-73		91731	92339	93295	94153	95041	11	1-1/8	10
8	350"	5.7L	1968-71		91717	92335	93295	94153	95035	11	1-1/8	10
8	360"	5.9L	1972-79		91731	92339	93295	94153	95041	11	1-1/8	10
8	360"	5.9L	1980-88		91682	92339	93295	94125	95063	11	1-1/8	10
8	401"	6.6L	1972-79		91731	92339	93295	94153	95041	11	1-1/8	10

LIBERTY

Cyl.	CC / CI	Liter	Year	Specifications	Kit	Cover	Disc	Bearing	Pilot	O.D.	Hub	Teeth
4	148"	2.4L	2002-04		91412	92126	93130	94177		9	1	19
4	148"	2.4L	2005-06		91414					9	1	19
6	225"	3.7L	2002-06		91618					10-3/8	1-1/8	10

JEEP Hydraulics

CHEROKEE, WAGONEER Diesel

Cyl.	CC / CI	Liter	Year	Specifications	Master	Slave	Prefilled Master
4	128"	2.1L	1984-90		99264	99727	
4	128"	2.1L	1991-94		99072	99727	

CHEROKEE, WAGONEER

Cyl.	CC / CI	Liter	Year	Specifications	Master	Slave	Prefilled Master
4	150"	2.5L	1983-85		99263	99723	
4	150"	2.5L	1986	4 Speed	99263	99723	
4	150"	2.5L	1987-90		99257	w/Bearing	
4	150"	2.5L	1991-92		99072	w/Bearing	
4	150"	2.5L	1994-96		99074	99430	99985
4	150"	2.5L	1997-02		99074	99430	
6	173"	2.8L	1984		99263	99723	
6	173"	2.8L	1985-86		99264	99723	
6	242"	4.0L	1988		99257	w/Bearing	
6	242"	4.0L	1989	Aisin Transmission	99257	w/Bearing	
6	242"	4.0L	1989	Peugeot Transmission	99257	w/Bearing	
6	242"	4.0L	1990		99257	w/Bearing	
6	242"	4.0L	1991		99074	w/Bearing	
6	242"	4.0L	1992-93	Cherokee	99074	w/Bearing	99988
6	242"	4.0L	1992-96	Grand Cherokee	99068	99438	
6	242"	4.0L	1994-96	Cherokee	99074	99430	99985
6	242"	4.0L	1997-99		99168	99430	
6	242"	4.0L	2000-05		99168	99430	
6	258"	4.2L	1980-86		99261	99721	
8	304"	5.0L	1980-86		99261	99721	

JEEP Hydraulics

CJ, COMMANDO, DJ, JEEPSTER, UNIVERSAL

Cyl.	CC / CI	Liter	Year	Specifications	Master	Slave	Prefilled Master
4	150"	2.5L	1983-85		99263	99723	
4	150"	2.5L	1986	4 Speed	99263	99723	
4	150"	2.5L	1994-99		99074	99430	
6	173"	2.8L	1983-84		99263	99723	
6	173"	2.8L	1985-86		99264	99723	
6	242"	4.0L	1986-94		99257	w/Bearing	
6	242"	4.0L	1989	Aisin Transmission	99257	w/Bearing	
6	242"	4.0L	1990-94		99072	w/Bearing	
6	242"	4.0L	1994-96		99074	99430	
6	242"	4.0L	1997-99		99168	99430	
6	258"	4.2L	1980-87		99261	99721	

WRANGLER

Cyl.	CC / CI	Liter	Year	Specifications	Master	Slave	Prefilled Master
4	150"	2.5L	1986	(to 8/86)	99262	w/Bearing	
4	150"	2.5L	1986-90	(from 9/86)	99281	w/Bearing	
4	150"	2.5L	1991-92		99270	w/Bearing	
4	150"	2.5L	1994-96		99272	99430	99989
4	150"	2.5L	1997-02		99168	99430	
6	242"	4.0L	1991-92		99270	w/Bearing	
6	242"	4.0L	1994-95		99272	99430	99989
6	242"	4.0L	1997-99		99168	99430	
6	258"	4.2L	1986	Peugeot trans (to 8/86)	99262	w/Bearing	
6	258"	4.2L	1986-88	(from 9/86)	99281	w/Bearing	
6	258"	4.2L	1989	Aisin Transmission	99281	w/Bearing	
6	258"	4.2L	1989	Peugeot Transmission	99281	w/Bearing	

JEEP TRUCKS Light Duty

All

Cyl.	CC / CI	Liter	Year	Specifications	Kit	Cover	Disc	Bearing	Pilot	O.D.	Hub	Teeth
6	225"	3.7L	1966-71		91635	92309	93257	94151	95035	10.4	1-1/8	10
6	232"	3.8L	1974-77		91635	92309	93257	94151	95035	10.4	1-1/8	10
6	258"	4.2L	1971-73		91635	92309	93257	94151	95035	10.4	1-1/8	10
8	304"	5.0L	1971-73		91731	92339	93295	94153	95041	11	1-1/8	10
8	304"	5.0L	1976-83		91643	92309	93265	94125	95039	10-1/2	1-1/16	10
8	360"	5.9L	1972-79		91731	92339	93295	94153	95041	11	1-1/8	10
8	360"	5.9L	1980-88		91682	92339	93295	94125	95063	11	1-1/8	10
8	401"	6.6L	1974-78		91731	92339	93295	94153	95041	11	1-1/8	10

J-SERIES, JEEPSTER, GLADIATOR, SCRAMBLER

Cyl.	CC / CI	Liter	Year	Specifications	Kit	Cover	Disc	Bearing	Pilot	O.D.	Hub	Teeth
4	151"	2.5L	1981-82		91447	92247	93221	94185	95035	9-1/8	1-1/8	10
4	151"	2.5L	1983	GM Engine	91447	92247	93221	94185	95035	9-1/8	1-1/8	10
4	151"	2.5L	1983	AMC Engine	91551	92243	93235	94147	95025	9-11/16	1	14
4	151"	2.5L	1984-85		91551	92243	93235	94147	95025	9-11/16	1	14

JEEP TRUCKS Light Duty Hydraulics

COMMANCHE, GLADIATOR, J-10, J-20 Diesel

Cyl.	CC / CI	Liter	Year	Specifications	Master	Slave	Prefilled Master
4	128"	2.1L	1985-90		99264	99727	
4	128"	2.1L	1991-93		99072	99727	

COMMANCHE, GLADIATOR, J-10, J-20

Cyl.	CC / CI	Liter	Year	Specifications	Master	Slave	Prefilled Master
4	150"	2.5L	1987-90		99257		
4	150"	2.5L	1993		99072		
4	151"	2.5L	1984-86	4 speed GM Engine	99264		
6	173"	2.8L	1986		99264	99723	
6	242"	4.0L	1987-88		99257	w/Bearing	
6	242"	4.0L	1989	Aisin Transmission	99257	w/Bearing	
6	242"	4.0L	1989	Peugeot Transmission	99257	w/Bearing	
6	242"	4.0L	1990		99257	w/Bearing	
6	242"	4.0L	1991-92		99072	w/Bearing	

KIA

MAGENTIS

Cyl.	CC / CI	Liter	Year	Specifications	Kit	Cover	Disc	Bearing	Pilot	O.D.	Hub	Teeth
4	2351cc	2.4L	2001-04	Canada	91350					8-7/8	13/16	20

OPTIMA

Cyl.	CC / CI	Liter	Year	Specifications	Kit	Cover	Disc	Bearing	Pilot	O.D.	Hub	Teeth
4	2351cc	2.4L	2001-06		91350					8-7/8	13/16	20

RIO, RIO CINCO

Cyl.	CC / CI	Liter	Year	Specifications	Kit	Cover	Disc	Bearing	Pilot	O.D.	Hub	Teeth
4	1493cc	1.5L	2001-02		91114					7-7/8	7/8	20
4	1594cc	1.6L	2003-05		91114					7-7/8	7/8	20

SEPHIA

Cyl.	CC / CI	Liter	Year	Specifications	Kit	Cover	Disc	Bearing	Pilot	O.D.	Hub	Teeth
4	1600cc	1.6L	1994-97		91137	92103	93073	94073	95005	7-7/8	7/8	20
4	1800cc	1.8L	1995-01		91351	92209	93185	94019	95005	8-7/8	15/16	22

SORENTO

Cyl.	CC / CI	Liter	Year	Specifications	Kit	Cover	Disc	Bearing	Pilot	O.D.	Hub	Teeth
6	3497cc	3.5L	2004-06		91322					9-1/2	1	23

SPECTRA, SPECTRA5

Cyl.	CC / CI	Liter	Year	Specifications	Kit	Cover	Disc	Bearing	Pilot	O.D.	Hub	Teeth
4	1800cc	1.8L	2000-04		91351	92209	93185	94019	95005	8-7/8	15/16	22
4	2000cc	2.0L	2004-06		91246					8-1/2	13/16	20

SPORTAGE

Cyl.	CC / CI	Liter	Year	Specifications	Kit	Cover	Disc	Bearing	Pilot	O.D.	Hub	Teeth
4	1975cc	2.0L	2005-06		91222					8-7/8	13/16	20

KIA Hydraulics

OPTIMA

Cyl.	CC / CI	Liter	Year	Specifications	Master	Slave	Prefilled Master
4	2400cc	2.4L	2001-06		99111	99525	

SEPHIA

Cyl.	CC / CI	Liter	Year	Specifications	Master	Slave	Prefilled Master
4	1600cc	1.6L	1994-97	With ABS	99191	99583	
4	1600cc	1.6L	1995-97	Without ABS	99195	99583	
4	1800cc	1.8L	1995-01	With ABS	99191	99585	
4	1800cc	1.8L	1995-01	Without ABS	99195	99585	

KIA TRUCKS & VANS Hydraulics

SPORTAGE

Cyl.	CC / CI	Liter	Year	Specifications	Master	Slave	Prefilled Master
4	1975cc	2.0L	2005-06		99305	99525	
4	1998cc	2.0L	1998-02		99197	99597	
4	2000cc	2.0L	1995-97		99193	99597	

LADA

1200 HD, 1300

Cyl.	CC / CI	Liter	Year	Specifications	Kit	Cover	Disc	Bearing	Pilot	O.D.	Hub	Teeth
4	1200cc	1.2L	1972-75		91153	92067	93061	94089		7-7/8	7/8	20
4	1300cc	1.3L	1972-75		91153	92067	93061	94089		7-7/8	7/8	20

1500, 1600, 1600 LS

Cyl.	CC / CI	Liter	Year	Specifications	Kit	Cover	Disc	Bearing	Pilot	O.D.	Hub	Teeth
4	1600cc	1.6L	1974-75		91153	92067	93061	94089		7-7/8	7/8	20

Nova 1300S

Cyl.	CC / CI	Liter	Year	Specifications	Kit	Cover	Disc	Bearing	Pilot	O.D.	Hub	Teeth
4	1300cc	1.3L	1981-On		91153	92067	93061	94089		7-7/8	7/8	20

LAND ROVER

DEFENDER

Cyl.	CC / CI	Liter	Year	Specifications	Kit	Cover	Disc	Bearing	Pilot	O.D.	Hub	Teeth
8	3947cc	3.9L	1993-97		91546					10-1/2	1	23

DISCOVERY

Cyl.	CC / CI	Liter	Year	Specifications	Kit	Cover	Disc	Bearing	Pilot	O.D.	Hub	Teeth
8	3950cc	4.0L	1994-97		91638					10-1/2	1	23

LEXUS

ES250

Cyl.	CC / CI	Liter	Year	Specifications	Kit	Cover	Disc	Bearing	Pilot	O.D.	Hub	Teeth
6	2508cc	2.5L	1989-91		91487	92257	93226	94071	95007	9-1/4	1-1/8	21

ES300

Cyl.	CC / CI	Liter	Year	Specifications	Kit	Cover	Disc	Bearing	Pilot	O.D.	Hub	Teeth
6	2959cc	3.0L	1992-93		91489	92261	93225	94067	95007	9-1/4	1-1/8	21

IS300

Cyl.	CC / CI	Liter	Year	Specifications	Kit	Cover	Disc	Bearing	Pilot	O.D.	Hub	Teeth
6	2997cc	3.0L	2002-05		91520					9-5/16	1-1/8	21

SC300

Cyl.	CC / CI	Liter	Year	Specifications	Kit	Cover	Disc	Bearing	Pilot	O.D.	Hub	Teeth
6	2997cc	3.0L	1991-97		91489	92261	93225	94067	95007	9-1/4	1-1/8	21

LEXUS Hydraulics

ES 250

Cyl.	CC / CI	Liter	Year	Specifications	Master	Slave	Prefilled Master
6	2500cc	2.5L	1989-91		99210	99623	

ES 300

Cyl.	CC / CI	Liter	Year	Specifications	Master	Slave	Prefilled Master
6	3000cc	3.0L	1992-93		99276	99625	

SC 300

Cyl.	CC / CI	Liter	Year	Specifications	Master	Slave	Prefilled Master
6	3000cc	3.0L	1991-92		99228	99661	
6	3000cc	3.0L	1993-97		99229	99661	

LINCOLN

LS

Cyl.	CC / CI	Liter	Year	Specifications	Kit	Cover	Disc	Bearing	Pilot	O.D.	Hub	Teeth
6	2966cc	3.0L	2000-02		91514					9-3/8	1-1/8	10

MAZDA

3

Cyl.	CC / CI	Liter	Year	Specifications	Kit	Cover	Disc	Bearing	Pilot	O.D.	Hub	Teeth
4	2000cc	2.0L	2004-06		91309							
4	2254cc	2.3L	2004-06		91309							

5

Cyl.	CC / CI	Liter	Year	Specifications	Kit	Cover	Disc	Bearing	Pilot	O.D.	Hub	Teeth
4	2254cc	2.3L	2006-07		91309							

6

Cyl.	CC / CI	Liter	Year	Specifications	Kit	Cover	Disc	Bearing	Pilot	O.D.	Hub	Teeth
4	2254cc	2.3L	2003-05		91223					8-1/2	15/16	22
4	2254cc	2.3L	2006	Except Mazdaspeed	TBA					9-11/16	1-1/8	26
4	2254cc	2.3L	2006	Mazdaspeed	TBA					9-11/16	1-1/8	26
6	2954cc	3.0L	2003-06		91536					9-1/2	1	24

323

Cyl.	CC / CI	Liter	Year	Specifications	Kit	Cover	Disc	Bearing	Pilot	O.D.	Hub	Teeth
4	1600cc	1.6L	1986-87	(to 6/87)	91065	92055	93049	94017	95005	7-1/2	7/8	20
4	1600cc	1.6L	1987-89	(from 7/87)	91067	92055	93049	94079	95005	7-1/2	7/8	20
4	1600cc	1.6L	1987-89	4WD, GTX Turbo	91373	92219	93179	94019	95005	8-7/8	15/16	22
4	1600cc	1.6L	1990-95	Non Turbo	91069	92055	93049	94073	95005	7-1/2	7/8	20

618

Cyl.	CC / CI	Liter	Year	Specifications	Kit	Cover	Disc	Bearing	Pilot	O.D.	Hub	Teeth
4	1800cc	1.8L	1972-73		91239	92159	93133	94011	95005	8-1/2	15/16	22

626

Cyl.	CC / CI	Liter	Year	Specifications	Kit	Cover	Disc	Bearing	Pilot	O.D.	Hub	Teeth
4	2000cc	2.0L	1979-82	MA Engine	91245	92167	93133	94019	95005	8-1/2	15/16	22
4	2000cc	2.0L	1983-87	FE Engine	91373	92219	93179	94019	95005	8-7/8	15/16	22
4	2000cc	2.0L	1984-85	Diesel	91373	92219	93179	94019	95005	8-7/8	15/16	22
4	2000cc	2.0L	1986-87	Turbo	91373	92219	93179	94019	95005	8-7/8	15/16	22
4	2000cc	2.0L	1993-02		91243	92165	93135	94019	95005	8-7/8	15/16	22
4	2200cc	2.2L	1988-92	Non Turbo	91373	92219	93179	94019	95005	8-7/8	15/16	22
4	2200cc	2.2L	1988-92	Turbo With ABS	91529	92275	93227	94019	95001	9-1/2	1	23
4	2200cc	2.2L	1988-92	Turbo Without ABS	91529	92275	93227	94019	95001	9-1/2	1	23

MAZDA

626												
Cyl.	CC / CI	Liter	Year	Specifications	Kit	Cover	Disc	Bearing	Pilot	O.D.	Hub	Teeth
6	2500cc	2.5L	1993-02		91377	92219	93179	94019	95005	8-7/8	15/16	22
929												
Cyl.	CC / CI	Liter	Year	Specifications	Kit	Cover	Disc	Bearing	Pilot	O.D.	Hub	Teeth
6	3000cc	3.0L	1988-91		91529	92275	93227	94019	95001	9-1/2	1	23
1200												
Cyl.	CC / CI	Liter	Year	Specifications	Kit	Cover	Disc	Bearing	Pilot	O.D.	Hub	Teeth
4	1200cc	1.2L	1969-72		91035	92029	93033	94017	95005	7-1/4	7/8	20
1800												
Cyl.	CC / CI	Liter	Year	Specifications	Kit	Cover	Disc	Bearing	Pilot	O.D.	Hub	Teeth
4	1800cc	1.8L	1971-72	(from 9/71)	91239	92159	93133	94011	95005	8-1/2	15/16	22
COSMO												
Cyl.	CC / CI	Liter	Year	Specifications	Kit	Cover	Disc	Bearing	Pilot	O.D.	Hub	Teeth
4	1308cc	1.3L	1975-78		91239	92159	93133	94011	95005	8-1/2	15/16	22
GLC												
Cyl.	CC / CI	Liter	Year	Specifications	Kit	Cover	Disc	Bearing	Pilot	O.D.	Hub	Teeth
4	1272cc	1.3L	1977-80		91035	92029	93033	94017	95005	7-1/4	7/8	20
4	1415cc	1.4L	1977-80		91035	92029	93033	94017	95005	7-1/4	7/8	20
4	1490cc	1.5L	1980-86		91065	92055	93049	94017	95005	7-1/2	7/8	20
MIATA, MX5												
Cyl.	CC / CI	Liter	Year	Specifications	Kit	Cover	Disc	Bearing	Pilot	O.D.	Hub	Teeth
4	1597cc	1.6L	1989-93		91133	92099	93087	94099	95005	7-7/8	15/16	22
4	1839cc	1.8L	1994-05		91237	92163	93135	94099	95005	8-1/2	15/16	22
4	1999cc	2.0L	2006-08		TBA					9-11/16	1-1/8	26
MIZER												
Cyl.	CC / CI	Liter	Year	Specifications	Kit	Cover	Disc	Bearing	Pilot	O.D.	Hub	Teeth
4	1300cc	1.3L	1975-77		91035	92029	93033	94017	95005	7-1/4	7/8	20
MX-3, PRESIDIA												
Cyl.	CC / CI	Liter	Year	Specifications	Kit	Cover	Disc	Bearing	Pilot	O.D.	Hub	Teeth
4	1589cc	1.6L	1992-93	Presida Canada	91069	92055	93049	94073	95005	7-1/2	7/8	20
4	1589cc	1.6L	1994-95	Presida Canada	91130	92103	93073	94073	95005	7-7/8	7/8	20
4	2000cc	2.0L	1993-01	Presida Canada	91243	92165	93135	94019	95005	8-7/8	15/16	22
4	2184cc	2.2L	1988-92	Turbo With ABS	91529	92275	93227	94019	95001	9-1/2	1	23
4	2184cc	2.2L	1988-92	Turbo Without ABS	91529	92275	93227	94019	95001	9-1/2	1	23
6	1845cc	1.8L	1994-95	Presida Canada	91377	92219	93179	94019	95005	8-7/8	15/16	22
6	2497cc	2.5L	1993-01		91377	92219	93179	94019	95005	8-7/8	15/16	22
PROTEGE												
Cyl.	CC / CI	Liter	Year	Specifications	Kit	Cover	Disc	Bearing	Pilot	O.D.	Hub	Teeth
4	1489cc	1.5L	1995-98		91130	92103	93073	94073	95005	7-7/8	7/8	20
4	1589cc	1.6L	1999-02		91130	92103	93073	94073	95005	7-7/8	7/8	20
4	1839cc	1.8L	1990-94	2WD SOHC	91130	92103	93073	94073	95005	7-7/8	7/8	20
4	1839cc	1.8L	1990-95	2WD DOHC	91241	92163S	93135	94019	95005	8-1/2	15/16	22
4	1839cc	1.8L	1996-00		91130	92103	93073	94073	95005	7-7/8	7/8	20
4	1975cc	2.0L	2001-03	Non Turbo	91210					8-7/8	15/16	22
RX SERIES												
Cyl.	CC / CI	Liter	Year	Specifications	Kit	Cover	Disc	Bearing	Pilot	O.D.	Hub	Teeth
4	1146cc	1.1L	1978-82	(to 2/79)	91235	92159	93133	94019	95005	8-1/2	15/16	22
4	1146cc	1.1L	1983-85		91375	92161	93187	94019	95029	8-7/8	15/16	22
4	1200cc	1.2L	1970-78		91239	92159	93133	94011	95005	8-1/2	15/16	22
4	1308cc	1.3L	1983-85	All	91375	92161	93187	94019	95029	8-7/8	15/16	22
4	1308cc	1.3L	1986-88	Turbo	91529	92275	93227	94019	95001	9-1/2	1	23
4	1308cc	1.3L	1986-92	Non Turbo	91375	92161	93187	94019	95029	8-7/8	15/16	22
4	1308cc	1.3L	1989-92	Turbo	91401	92227	93201	94019	95029	9	1-1/32	23
4	1308cc	1.3L	1993-95	Turbo	91494	92268	93249	94124	95029	9-5/16	1-1/32	23
4	1308cc	1.3L	2003-06		91227					9-1/4	1	23
TRIBUTE												
Cyl.	CC / CI	Liter	Year	Specifications	Kit	Cover	Disc	Bearing	Pilot	O.D.	Hub	Teeth
4	1991cc	2.0L	2001-04		91318	92194	93179	94128	95015	8-13/16	15/16	22
4	2254cc	2.3L	2005-06		91596					9-1/2	1	23

MAZDA Hydraulics

323							
Cyl.	CC / CI	Liter	Year	Specifications	Master	Slave	Prefilled Master
4	1600cc	1.6L	1987-89	Turbo	99185	99545	
4	1600cc	1.6L	1990-95		99183	99583	
618							
Cyl.	CC / CI	Liter	Year	Specifications	Master	Slave	Prefilled Master
4	1800cc	1.8L	1972-73		99139	99563	
626 Diesel							
Cyl.	CC / CI	Liter	Year	Specifications	Master	Slave	Prefilled Master
4	2000cc	2.0L	1984-85		99159	99539	
626							
Cyl.	CC / CI	Liter	Year	Specifications	Master	Slave	Prefilled Master
4	2000cc	2.0L	1979-80		99147	99575	
4	2000cc	2.0L	1981-82		99153	99577	
4	2000cc	2.0L	1993-02		99167	99587	
4	2200cc	2.2L	1988-92	Except Turbo	99163	99541	
4	2200cc	2.2L	1988-92	Turbo Without ABS	99163	99543	
4	2200cc	2.2L	1988-92	Turbo With ABS	99165	99543	
4	2500cc	2.5L	1993-02		99167	99587	
929							
Cyl.	CC / CI	Liter	Year	Specifications	Master	Slave	Prefilled Master
6	3000cc	3.0L	1988-91		99189	99595	
COSMO							
Cyl.	CC / CI	Liter	Year	Specifications	Master	Slave	Prefilled Master
4	1300cc	1.3L	1975-78		99143	99531	
MIATA MX-5							
Cyl.	CC / CI	Liter	Year	Specifications	Master	Slave	Prefilled Master
4	1600cc	1.6L	1989	(to 7/89)	99273	99573	
4	1600cc	1.6L	1989-93	(from 8/89)	99273	99599	
4	1800cc	1.8L	1994-05		99273	99599	
MX-3							
Cyl.	CC / CI	Liter	Year	Specifications	Master	Slave	Prefilled Master
4	1600cc	1.6L	1992-95		99183	99583	
4	1800cc	1.8L	1992-94		99183	99587	
MX-6							
Cyl.	CC / CI	Liter	Year	Specifications	Master	Slave	Prefilled Master
4	2000cc	2.0L	1993-99		99167	99587	
4	2200cc	2.2L	1988-92	Except Turbo	99163	99541	
4	2200cc	2.2L	1988-92	Turbo Without ABS	99163	99543	
4	2200cc	2.2L	1988-92	Turbo With ABS	99165	99543	
6	2500cc	2.5L	1993-97		99167	99587	
PROTÉGÉ							
Cyl.	CC / CI	Liter	Year	Specifications	Master	Slave	Prefilled Master
4	1500cc	1.5L	1995-98		99183	99583	
4	1500cc	1.8L	1990-95	DOHC, 4WD	99183	99585	
4	1589cc	1.6L	1999-02		99167	99547	
4	1800cc	1.8L	1990-94	SOHC, 2WD	99183	99583	
4	1800cc	1.8L	1990-95	DOHC, 2WD	99183	99585	
4	1800cc	1.8L	1996-00		99183	99583	
4	2000cc	2.0L	2001-03		99167		
RX-2							
Cyl.	CC / CI	Liter	Year	Specifications	Master	Slave	Prefilled Master
4	1100cc	1.1L	1971-73		99139	99529	
4	1100cc	1.1L	1974		99139	99531	
RX-3							
Cyl.	CC / CI	Liter	Year	Specifications	Master	Slave	Prefilled Master
4	1100cc	1.1L	1972		99141	99533	
4	1100cc	1.1L	1973		99141	99535	
4	1100cc	1.1L	1974-78		99141	99531	
RX-4							
Cyl.	CC / CI	Liter	Year	Specifications	Master	Slave	Prefilled Master
4	1300cc	1.3L	1973		99143	99537	

MAZDA Hydraulics

RX-4

Cyl.	CC / CI	Liter	Year	Specifications	Master	Slave	Prefilled Master
4	1300cc	1.3L	1974-78		99143	99531	

RX-7

Cyl.	CC / CI	Liter	Year	Specifications	Master	Slave	Prefilled Master
4	1100cc	1.1L	1979-80		99149	99549	
4	1100cc	1.1L	1981-82		99151	99551	
4	1100cc	1.1L	1983		99151	99553	
4	1100cc	1.1L	1984-85		99155	99553	
4	1300cc	1.3L	1983-92		99161	99555	
4	1300cc	1.3L	1986-92	Turbo	99161	99557	

MAZDA TRUCKS & VANS Light Duty

B1800

Cyl.	CC / CI	Liter	Year	Specifications	Kit	Cover	Disc	Bearing	Pilot	O.D.	Hub	Teeth
4	1796cc	1.8L	1977-79	B1800	91239	92159	93133	94011	95005	8-1/2	15/16	22

B2000

Cyl.	CC / CI	Liter	Year	Specifications	Kit	Cover	Disc	Bearing	Pilot	O.D.	Hub	Teeth
4	1970cc	2.0L	1979-87		91235	92159	93133	94019	95005	8-1/2	15/16	22

B2200, B2300

Cyl.	CC / CI	Liter	Year	Specifications	Kit	Cover	Disc	Bearing	Pilot	O.D.	Hub	Teeth
4	2184cc	2.2L	1981-85	Diesel	91344					8-7/8	13/16	22
4	2184cc	2.2L	1987-93	B2200	91373	92219	93179	94019	95005	8-7/8	15/16	22
4	2294cc	2.3L	1994-95		91381	92191	93181	94171	95015	8-7/8	1	23
4	2294cc	2.3L	1995-97		91391	92204	93200	94171	95015	9	1-1/16	23
4	2294cc	2.3L	1995-97	Non Self Adjusting	91425	92206	93212	94171	95015	9	1-1/16	23
4	2294cc	2.3L	2001-06		91321	92204	93200	94190	95015	9	1-1/16	23
4	2294cc	2.3L	2001-06		91382	92206	93212	94190	95015	9	1-1/16	23

B2500

Cyl.	CC / CI	Liter	Year	Specifications	Kit	Cover	Disc	Bearing	Pilot	O.D.	Hub	Teeth
4	2500cc	2.5L	1998-00		91391	92204	93200	94171	95015	9	1-1/16	23
4	2500cc	2.5L	1998-00	Non Self Adjusting	91425	92206	93212	94171	95015	9	1-1/16	23
4	2500cc	2.5L	2000-01		91321	92204	93200	94190	95015	9	1-1/16	23
4	2500cc	2.5L	2000-01	Non Self Adjusting	91382	92206	93212	94190	95015	9	1-1/16	23

B2600

Cyl.	CC / CI	Liter	Year	Specifications	Kit	Cover	Disc	Bearing	Pilot	O.D.	Hub	Teeth
4	2600cc	2.6L	1987-89	With Carburetor	91529	92275	93227	94019	95001	9-1/2	1	23

B3000

Cyl.	CC / CI	Liter	Year	Specifications	Kit	Cover	Disc	Bearing	Pilot	O.D.	Hub	Teeth
6	3000cc	3.0L	1994-97		91381	92191	93181	94171	95015	8-7/8	1	23
6	3000cc	3.0L	1995-00		91391	92204	93200	94171	95015	9	1-1/16	23
6	3000cc	3.0L	1995-00	Non Self Adjusting	91425	92206	93212	94171	95015	9	1-1/16	23
6	3000cc	3.0L	2001-06		91321	92204	93200	94190	95015	9	1-1/16	23
6	3000cc	3.0L	2001-06	Non Self Adjusting	91382	92206	93212	94190	95015	9	1-1/16	23

B4000

Cyl.	CC / CI	Liter	Year	Specifications	Kit	Cover	Disc	Bearing	Pilot	O.D.	Hub	Teeth
6	4000cc	4.0L	1994-97		91583	92291	93245	94171	95015	10	1	23
6	4000cc	4.0L	1998-00		91580	92302	93256	94171	95015	10-1/8	1	23
6	4000cc	4.0L	2001-06		91578				95015	10-1/8	1	23

MPV

Cyl.	CC / CI	Liter	Year	Specifications	Kit	Cover	Disc	Bearing	Pilot	O.D.	Hub	Teeth
4	2600cc	2.6L	1988-92		91572	92274	93236	94019	95005	9-7/8	1-1/32	23
6	3000cc	3.0L	1988-92		91572	92274	93236	94019	95005	9-7/8	1-1/32	23

NAVAJO

Cyl.	CC / CI	Liter	Year	Specifications	Kit	Cover	Disc	Bearing	Pilot	O.D.	Hub	Teeth
6	4000cc	4.0L	1991-93		91581	92291	93245	94131	95015	10	1	23
6	4000cc	4.0L	1992-94	(from 4/92)	91583	92291	93245	94171	95015	10	1	23

MAZDA TRUCKS & VANS Light Duty Hydraulics

B1800

Cyl.	CC / CI	Liter	Year	Specifications	Master	Slave	Prefilled Master
4	1800cc	1.8L	1977-78		99266	99575	
4	1800cc	1.8L	1979		99177	99575	

MAZDA TRUCKS & VANS Light Duty Hydraulics

B2000

Cyl.	CC / CI	Liter	Year	Specifications	Master	Slave	Prefilled Master
4	2000cc	2.0L	1979		99177	99575	
4	2000cc	2.0L	1980-84	(to 10/84)	99179	99575	
4	2000cc	2.0L	1984-87	(from 11/84)	99145	99575	

B2200 Diesel

Cyl.	CC / CI	Liter	Year	Specifications	Master	Slave	Prefilled Master
4	2200cc	2.2L	1982-85		99179	99565	

B2200

Cyl.	CC / CI	Liter	Year	Specifications	Master	Slave	Prefilled Master
4	2200cc	2.2L	1987-93		99145	99569	

B2300

Cyl.	CC / CI	Liter	Year	Specifications	Master	Slave	Prefilled Master
4	2294cc	2.3L	2005		99300		
4	2294cc	2.3L	2005	Non Self Adjusting Cover	99300		
4	2300cc	2.3L	1994		99140	99400	
4	2300cc	2.3L	1995-97		99198	99400	
4	2300cc	2.3L	1995-97	Non Self Adjusting Cover	99198	99400	

B2500

Cyl.	CC / CI	Liter	Year	Specifications	Master	Slave	Prefilled Master
4	2500cc	2.5L	1998-99		99198	99400	
4	2500cc	2.5L	1998-99	Non Self Adjusting Cover	99198	99400	

B2600

Cyl.	CC / CI	Liter	Year	Specifications	Master	Slave	Prefilled Master
4	2600cc	2.6L	1987-88		99145	99571	
4	2600cc	2.6L	1989	With Carburetor	99145	99571	
4	2600cc	2.6L	1989	With Fuel Injection	99145	99581	
4	2600cc	2.6L	1990-93		99145	99581	

B3000

Cyl.	CC / CI	Liter	Year	Specifications	Master	Slave	Prefilled Master
6	2954cc	3.0L	2000-04		99198	99400	
6	2954cc	3.0L	2000-04	Non Self Adjusting Cover	99198	99400	
6	2954cc	3.0L	2005		99300	99400	
6	2954cc	3.0L	2005	Non Self Adjusting Cover	99300	99400	
6	3000cc	3.0L	1994		99142	99400	
6	3000cc	3.0L	1995-97		99198	99400	
6	3000cc	3.0L	1995-97	Non Self Adjusting Cover	99198	99400	
6	3000cc	3.0L	1998-00		99198	99400	
6	3000cc	3.0L	1998-00	Non Self Adjusting Cover	99198	99400	

B4000

Cyl.	CC / CI	Liter	Year	Specifications	Master	Slave	Prefilled Master
6	4000cc	4.0L	1994		99142	99400	
6	4000cc	4.0L	1995-00		99198	99400	
6	4016cc	4.0L	2001-04		99198		
6	4016cc	4.0L	2005		99300		

MPV

Cyl.	CC / CI	Liter	Year	Specifications	Master	Slave	Prefilled Master
4	2600cc	2.6L	1988-91		99181	99573	
6	3000cc	3.0L	1989-90		99181	99573	
6	3000cc	3.0L	1991		99181	99579	

NAVAJO

Cyl.	CC / CI	Liter	Year	Specifications	Master	Slave	Prefilled Master
6	4000cc	4.0L	1991		99158	99406	
6	4000cc	4.0L	1992	(to 3/92)	99164	99406	
6	4000cc	4.0L	1992-93	(from 4/92)	99142	99406	
6	4000cc	4.0L	1993-94		99142	99400	99982

TRIBUTE

Cyl.	CC / CI	Liter	Year	Specifications	Master	Slave	Prefilled Master
4	1991cc	2.0L	2001-04			99546	
4	2254cc	2.3L	2005-06			99546	

MERCEDES BENZ

190E, 190D

Cyl.	CC / CI	Liter	Year	Specifications	Kit	Cover	Disc	Bearing	Pilot	O.D.	Hub	Teeth
4	2300cc	2.3L	1989-93	from Chassis # F655 710	91416					9	1-1/8	26
6	2600cc	2.6L	1990-93	from Chassis # F640 695	91416					9	1-1/8	26

MERCEDES BENZ Hydraulics

190E

Cyl.	CC / CI	Liter	Year	Specifications	Master	Slave	Prefilled Master
4	2300cc	2.3L	1989-93	from Chassis # F655 710	99019	99413	
4	2600cc	2.6L	1990-93	from Chassis # F640 695	99019	99413	

MERCURY

BOBCAT

Cyl.	CC / CI	Liter	Year	Specifications	Kit	Cover	Disc	Bearing	Pilot	O.D.	Hub	Teeth
4	140"	2.3L	1974-80		91279	92139	93139	94141	95015	8-1/2	1	23

BROUGHAM, CYCLONE, MARQUIS (to 1972), MONTCLAIR, MONTEREY, PARK LANE

Cyl.	CC / CI	Liter	Year	Specifications	Kit	Cover	Disc	Bearing	Pilot	O.D.	Hub	Teeth
8	351"	5.7L	1971-72	Lever Style	91711	92319	93285	94125	95055	11	1-1/16	10
8	390"	6.4L	1963-70	Lever Style	91711	92319	93285	94125	95055	11	1-1/16	10
8	406"	6.6L	1962-63	Lever Style	91711	92319	93285	94125	95055	11	1-1/16	10

CAPRI

Cyl.	CC / CI	Liter	Year	Specifications	Kit	Cover	Disc	Bearing	Pilot	O.D.	Hub	Teeth
4	140"	2.3L	1977-78		91265	92139	93139	94157	95015	8-1/2	1	23
4	140"	2.3L	1979-82	Turbo	91259	92143	93143	94119	95015	8-1/2	1-1/16	10
4	140"	2.3L	1979-86	German 4 Speed	91279	92139	93139	94141	95015	8-1/2	1	23
4	140"	2.3L	1980-81	5 Speed Non Turbo	91279	92139	93139	94141	95015	8-1/2	1	23
4	140"	2.3L	1980-83	Ford 4 Speed Non Turbo	91283	92139	93141	94119	95015	8-1/2	1-1/16	10
4	140"	2.3L	1981	Ford 5 Speed Non Turbo	91259	92143	93143	94119	95015	8-1/2	1-1/16	10
4	140"	2.3L	1981-83	Ford 5 Speed	91281	92139	93139	94119	95015	8-1/2	1	23
4	98"	1.6L	1991-94	Non Turbo	91130	92103	93073	94073	95005	7-7/8	7/8	20
4	98"	1.6L	1991-94	Turbo	91373	92219	93179	94019	95005	8-7/8	15/16	22
6	200"	3.3L	1979-82		91421	92234	93207	94119	95013	9-1/16	1-1/16	10
8	302"	5.0L	1979-85		91589	92289	93243	94119	95013	10	1-1/16	10
8	302"	5.0L	1986		91645	92311	93205	94119	95013	10-1/2	1-1/16	10

COMET

Cyl.	CC / CI	Liter	Year	Specifications	Kit	Cover	Disc	Bearing	Pilot	O.D.	Hub	Teeth
6	250"	4.1L	1974-77	Diaphragm	91587	92287	93243	94119	95013	10	1-1/16	10
8	221"	3.6L	1963	Diaphragm	91595	92287	93243	94125	95013	10	1-1/16	10
8	260"	4.3L	1963-64	Diaphragm	91595	92287	93243	94125	95013	10	1-1/16	10
8	289"	4.7L	1966-68	Diaphragm	91595	92287	93243	94125	95013	10	1-1/16	10
8	302"	5.0L	1968-74	Diaphragm	91595	92287	93243	94125	95013	10	1-1/16	10
8	351"	5.7L	1968-73	Lever Style	91711	92319	93285	94125	95055	11	1-1/16	10
8	390"	6.4L	1966-69	2 BBL Lever Style	91711	92319	93285	94125	95055	11	1-1/16	10

COUGAR

Cyl.	CC / CI	Liter	Year	Specifications	Kit	Cover	Disc	Bearing	Pilot	O.D.	Hub	Teeth
4	121"	2.0L	1999-02		91505					9-7/16	1-1/32	23
4	140"	2.3L	1981	German 4 Speed	91279	92139	93139	94141	95015	8-1/2	1	23
4	140"	2.3L	1984-86	Turbo	91423	92251	93207	94119	95015	9-1/16	1-1/16	10
6	153"	2.5L	1999-02	Except High-Output Engine	91507	92270	93210	94170		9-7/16	1-1/32	23
6	232"	3.8L	1989-90		91695	92329	93293	94131	95013	11	1-1/16	10
8	289"	4.7L	1967	Diaphragm	91595	92287	93243	94125	95013	10	1-1/16	10
8	302"	5.0L	1968-74	Diaphragm	91595	92287	93243	94125	95013	10	1-1/16	10
8	351"	5.7L	1968-73	Lever Style	91711	92319	93285	94125	95055	11	1-1/16	10
8	390"	6.4L	1967-69	2 BBL Lever Style	91711	92319	93285	94125	95055	11	1-1/16	10

LYNX, LN7

Cyl.	CC / CI	Liter	Year	Specifications	Kit	Cover	Disc	Bearing	Pilot	O.D.	Hub	Teeth
4	116"	1.9L	1985-87	With 4 Speed Except RJS	91270	92133	93131	94193	95015	8-1/2	7/8	20
4	116"	1.9L	1988-90		91273	92133	93131	94129	95015	8-1/2	7/8	20
4	122"	2.0L	1984-87	Diesel	91161	92107	93069	94129		7-7/8	7/8	20
4	98"	1.6L	1981-82		91159	92107	93069	94143		7-7/8	7/8	20
4	98"	1.6L	1983-86	With 4 Speed Transmission	91161	92107	93069	94129		7-7/8	7/8	20

MARQUIS (From 1983)

Cyl.	CC / CI	Liter	Year	Specifications	Kit	Cover	Disc	Bearing	Pilot	O.D.	Hub	Teeth
4	140"	2.3L	1983		91279	92139	93139	94141	95015	8-1/2	1	23

MERCURY

MERKUR

Cyl.	CC / CI	Liter	Year	Specifications	Kit	Cover	Disc	Bearing	Pilot	O.D.	Hub	Teeth
4	140"	2.3L	1985-89	XR4TI	91413				95015	9	1	23
6	179"	2.9L	1988-89	Scorpio	91511					9-1/2	1	23

MILAN

Cyl.	CC / CI	Liter	Year	Specifications	Kit	Cover	Disc	Bearing	Pilot	O.D.	Hub	Teeth
4	140"	2.3L	2006		91316							

MONARCH

Cyl.	CC / CI	Liter	Year	Specifications	Kit	Cover	Disc	Bearing	Pilot	O.D.	Hub	Teeth
4	140"	2.3L	1980-83		91279	92139	93139	94141	95015	8-1/2	1	23

MONTEGO

Cyl.	CC / CI	Liter	Year	Specifications	Kit	Cover	Disc	Bearing	Pilot	O.D.	Hub	Teeth
8	302"	5.0L	1969-74	Diaphragm	91595	92287	93243	94125	95013	10	1-1/16	10
8	351"	5.7L	1969-74	Lever Style	91711	92319	93285	94125	95055	11	1-1/16	10
8	390"	6.4L	1967-71	2 BBL Lever Style	91711	92319	93285	94125	95055	11	1-1/16	10

MYSTIQUE

Cyl.	CC / CI	Liter	Year	Specifications	Kit	Cover	Disc	Bearing	Pilot	O.D.	Hub	Teeth
4	122"	2.0L	1995-00		91505					9-7/16	1-1/32	23
6	153"	2.5L	1995-00		91507	92270	93210	94170		9-7/16	1-1/32	23

SABLE

Cyl.	CC / CI	Liter	Year	Specifications	Kit	Cover	Disc	Bearing	Pilot	O.D.	Hub	Teeth
4	153"	2.5L	1986-90		91270	92133	93131	94193	95015	8-1/2	7/8	20

TOPAZ

Cyl.	CC / CI	Liter	Year	Specifications	Kit	Cover	Disc	Bearing	Pilot	O.D.	Hub	Teeth
4	122"	2.0L	1984-87	Diesel	91161	92107	93069	94129		7-7/8	7/8	20
4	140"	2.3L	1984-87		91270	92133	93131	94193	95015	8-1/2	7/8	20
4	140"	2.3L	1988-94		91273	92133	93131	94129	95015	8-1/2	7/8	20
6	3000cc	3.0L	1992-94		91493	92256	93224	94129		9-1/4	7/8	20

TRACER

Cyl.	CC / CI	Liter	Year	Specifications	Kit	Cover	Disc	Bearing	Pilot	O.D.	Hub	Teeth
4	113"	1.8L	1991-95	DOHC	91241	92163S	93135	94019	95005	8-1/2	15/16	22
4	116"	1.9L	1991-96	SOHC	91135	92101	93073	94073	95015	7-7/8	7/8	20
4	121"	2.0L	1997-99		91318	92194	93179	94128	95015	8-13/16	15/16	22
4	98"	1.6L	1987-90		91067	92055	93049	94079	95005	7-1/2	7/8	20

ZEPHYR

Cyl.	CC / CI	Liter	Year	Specifications	Kit	Cover	Disc	Bearing	Pilot	O.D.	Hub	Teeth
4	140"	2.3L	1978-83		91279	92139	93139	94141	95015	8-1/2	1	23
6	200"	3.3L	1978-81		91421	92234	93207	94119	95013	9-1/16	1-1/16	10
6	250"	4.1L	1977		91587	92287	93243	94119	95013	10	1-1/16	10
8	302"	5.0L	1977-78		91587	92287	93243	94119	95013	10	1-1/16	10
8	302"	5.0L	1979		91589	92289	93243	94119	95013	10	1-1/16	10

MERCURY Hydraulics

CAPRI

Cyl.	CC / CI	Liter	Year	Specifications	Master	Slave	Prefilled Master
4	98"	1.6L	1991-94	4 Speed	99187	99543	

COUGAR

Cyl.	CC / CI	Liter	Year	Specifications	Master	Slave	Prefilled Master
6	232"	3.8L	1989-93	Supercharged	99098	99406	
6	232"	3.8L	1994-95	Supercharged	99092	99406	

MYSTIQUE

Cyl.	CC / CI	Liter	Year	Specifications	Master	Slave	Prefilled Master
4	121"	2.0L	1995-00		99017		
6	153"	2.5L	1995-00	Includes SVT	99017	w/Bearing	

TRACER

Cyl.	CC / CI	Liter	Year	Specifications	Master	Slave	Prefilled Master
4	112"	1.8L	1991-95		99183	99585	
4	116"	1.9L	1991-96		99183	99589	
4	122"	2.0L	1997-98		99183	99591	

MINI

COOPER

Cyl.	CC / CI	Liter	Year	Specifications	Kit	Cover	Disc	Bearing	Pilot	O.D.	Hub	Teeth
4	1600cc	1.6L	2002-05	5 Speed	91094					7-7/8	13/16	18
4	1600cc	1.6L	2002-05	6 Speed Supercharged	91218					8-1/2	1	14

MITSUBISHI

3000 GT

Cyl.	CC / CI	Liter	Year	Specifications	Kit	Cover	Disc	Bearing	Pilot	O.D.	Hub	Teeth
6	3000cc	3.0L	1990-99		91559					9-7/8	1-1/32	23
6	3000cc	3.0L	1991-99	2WD	91355	92213	93173	94025		8-7/8	7/8	20

CORDIA

Cyl.	CC / CI	Liter	Year	Specifications	Kit	Cover	Disc	Bearing	Pilot	O.D.	Hub	Teeth
4	1800cc	2.0L	1983-89		91109	92083	93061	94025	95001	7-7/8	7/8	20

ECLIPSE

Cyl.	CC / CI	Liter	Year	Specifications	Kit	Cover	Disc	Bearing	Pilot	O.D.	Hub	Teeth
4	1997cc	2.0L	1992-94	Non Turbo (from 5/92 To 1/94)	91274	92151	93119	94025		8-1/2	7/8	20
4	1997cc	2.0L	1992-97	2WD, Turbo	91355	92213	93173	94025		8-7/8	7/8	20
4	1997cc	2.0L	1992-97	4WD (from 5/92) (to 1/94)	91355	92213	93173	94025		8-7/8	7/8	20
4	1997cc	2.0L	1995-99	Non Turbo Modular Kit With Flywheel	91441					9	15/16	17
4	1997cc	2.0L	1998-99	Turbo	91355	92213	93173	94025		8-7/8	7/8	20
4	2351cc	2.4L	1996-05		91355	92213	93173	94025		8-7/8	7/8	20
6	2972cc	3.0L	2000-05	Pull Type	91380					8-7/8	1	23

ECLIPSE (also Spyder)

Cyl.	CC / CI	Liter	Year	Specifications	Kit	Cover	Disc	Bearing	Pilot	O.D.	Hub	Teeth
4	1997cc	2.0L	1989-94	Non Turbo	91274	92151	93119	94025		8-1/2	7/8	20
4	1997cc	2.0L	1989-99	2WD, Turbo	91355	92213	93173	94025		8-7/8	7/8	20
4	1997cc	2.0L	1989-99	2WD, Turbo Without Speed Control	91355	92213	93173	94025		8-7/8	7/8	20
4	1997cc	2.0L	1989-99	4WD	91355	92213	93173	94025		8-7/8	7/8	20

ECLIPSE SPYDER

Cyl.	CC / CI	Liter	Year	Specifications	Kit	Cover	Disc	Bearing	Pilot	O.D.	Hub	Teeth
4	2351cc	2.4L	1996-05		91355	92213	93173	94025		8-7/8	7/8	20
4	2351cc	2.4L	2006		TBA					9-11/16	1-1/8	26
6	2972cc	3.0L	2000-05		91380					8-7/8	1	23
6	3828cc	3.8L	2006		TBA					9-11/16	1-1/8	26

GALANT

Cyl.	CC / CI	Liter	Year	Specifications	Kit	Cover	Disc	Bearing	Pilot	O.D.	Hub	Teeth
4	2000cc	2.0L	1991-92	4WD, Turbo	91355	92213	93173	94025		8-7/8	7/8	20
4	2000cc	2.0L	1991-93	4WD, Non Turbo (from 6/91)	91355	92213	93173	94025		8-7/8	7/8	20
4	2000cc	2.0L	1993	SOHC	91274	92151	93119	94025		8-1/2	7/8	20
4	2400cc	2.4L	1985-87		91349	92183	93173	94025		8-7/8	7/8	20
4	2400cc	2.4L	1993-99	DOHC, 2WD (from 2/93) (to 1/98)	91355	92213	93173	94025		8-7/8	7/8	20

LANCER

Cyl.	CC / CI	Liter	Year	Specifications	Kit	Cover	Disc	Bearing	Pilot	O.D.	Hub	Teeth
4	2000cc	2.0L	2002-06	Non Turbo	91212					8-1/2	7/8	20
4	2387cc	2.4L	2004-06		91342					9	7/8	20

LANCER EVOLUTION

Cyl.	CC / CI	Liter	Year	Specifications	Kit	Cover	Disc	Bearing	Pilot	O.D.	Hub	Teeth
4	2000cc	2.0L	2004-06	Turbo	91374					9-1/2	1	23

MIRAGE

Cyl.	CC / CI	Liter	Year	Specifications	Kit	Cover	Disc	Bearing	Pilot	O.D.	Hub	Teeth
4	1500cc	1.5L	1984-86	4 Speed	91109	92083	93061	94025	95001	7-7/8	7/8	20
4	1500cc	1.5L	1984-88	5 Speed	91031	92025	93033	94025		7-1/4	7/8	20
4	1500cc	1.5L	1987-88	4 Speed (to 3/88)	91109	92083	93061	94025	95001	7-7/8	7/8	20
4	1600cc	1.6L	1988-89	Turbo (from 4/88) (to 5/89)	91274	92151	93119	94025		8-1/2	7/8	20
4	1600cc	1.6L	1990-92		91109	92083	93061	94025	95001	7-7/8	7/8	20
4	1800cc	1.8L	1993-02		91274	92151	93119	94025		8-1/2	7/8	20

PRECIS

Cyl.	CC / CI	Liter	Year	Specifications	Kit	Cover	Disc	Bearing	Pilot	O.D.	Hub	Teeth
4	1500cc	1.5L	1987-89		91031	92025	93033	94025		7-1/4	7/8	20

MITSUBISHI

SIGMA

Cyl.	CC / CI	Liter	Year	Specifications	Kit	Cover	Disc	Bearing	Pilot	O.D.	Hub	Teeth
4	2400cc	2.4L	1986-87		91349	92183	93173	94025		8-7/8	7/8	20
6	3000cc	3.0L	1988-90		91349	92183	93173	94025		8-7/8	7/8	20

STARION

Cyl.	CC / CI	Liter	Year	Specifications	Kit	Cover	Disc	Bearing	Pilot	O.D.	Hub	Teeth
4	2600cc	2.6L	1983-87	Non Turbo Turbo Without Intercooler (to 5/87)	91360	92211	93171	94031	95001	8-7/8	1	23
4	2600cc	2.6L	1985-87	Turbo (to 5/87)	91361	92211	93171	94047	95001	8-7/8	1	23
4	2600cc	2.6L	1987-89	All (from 6/87)	91521	92275	93227	94047	95001	9-1/2	1	23

TREDIA

Cyl.	CC / CI	Liter	Year	Specifications	Kit	Cover	Disc	Bearing	Pilot	O.D.	Hub	Teeth
4	2000cc	2.0L	1983-89		91109	92083	93061	94025	95001	7-7/8	7/8	20

MITSUBISHI Hydraulics

3000 GT

Cyl.	CC / CI	Liter	Year	Specifications	Master	Slave	Prefilled Master
6	181"	3.0L	1991-99	2WD	99113	99503	

CORDIA, TREDIA

Cyl.	CC / CI	Liter	Year	Specifications	Master	Slave	Prefilled Master
4	109"	1.8L	1982-89	Turbo	99135		
4	122"	2.0L	1983-89	(from 3/83)	99135		

ECLIPSE Exc. Turbo

Cyl.	CC / CI	Liter	Year	Specifications	Master	Slave	Prefilled Master
4	109"	1.8L	1989-90	Without Speed Control (to 4/90)	99109	99501	
4	109"	1.8L	1989-90	With Speed Control (to 4/90)	99111	99501	
4	109"	1.8L	1990-94	(from 5/90)	99111	99501	
4	122"	2.0L	1989-90	Without Speed Control (to 4/90)	99109	99501	
4	122"	2.0L	1991-94		99111	99501	
4	122"	2.0L	1995-99		99125	99519	
4	143"	2.4L	2000-05		99306	99748	

ECLIPSE SPYDER

Cyl.	CC / CI	Liter	Year	Specifications	Master	Slave	Prefilled Master
4	122"	2.0L	1995-97	Turbo	99125	99513	
4	143"	2.4L	1996-99		99125	99513	
4	143"	2.4L	2000-05		99306	99748	
4	1997cc	2.0L	1997-99	Without TurboTurbo	99125	99513	

ECLIPSE Turbo

Cyl.	CC / CI	Liter	Year	Specifications	Master	Slave	Prefilled Master
4	122"	2.0L	1989-90	2WD, Without Speed Control (to 4/90)	99109	99509	
4	122"	2.0L	1989-90	2WD, With Speed Control (to 4/90)	99111	99509	
4	122"	2.0L	1989-94	4WD	99111	99511	
4	122"	2.0L	1995-99		99125	99513	

GALANT 2WD

Cyl.	CC / CI	Liter	Year	Specifications	Master	Slave	Prefilled Master
4	122"	2.0L	1988-90		99109	99501	
4	122"	2.0L	1991-93	SOHC	99109	99501	
4	122"	2.0L	1991-93	DOHC	99109	99501	
4	143"	2.4L	1987		99105	99501	
4	143"	2.4L	1994-97		99121	99513	

GALANT 4WD

Cyl.	CC / CI	Liter	Year	Specifications	Master	Slave	Prefilled Master
4	122"	2.0L	1989-90		99109	99505	
4	122"	2.0L	1991	Except Turbo	99109	99505	
4	122"	2.0L	1991	Turbo	99109	99505	
4	122"	2.0L	1992		99109	99505	

GALANT SIGMA

Cyl.	CC / CI	Liter	Year	Specifications	Master	Slave	Prefilled Master
6	181"	3.0L	1988-90		99105	99503	

MITSUBISHI Hydraulics

MIRAGE (Except Turbo)

Cyl.	CC / CI	Liter	Year	Specifications	Master	Slave	Prefilled Master
4	109"	1.8L	1993-95		99107	99513	
4	109"	1.8L	1996-02		99133	99523	
4	90"	1.5L	1988-97	(from 4/88)	99107	99499	
4	90"	1.5L	1993-02		99133	99523	
4	97"	1.6L	1990-92		99107	99501	

MIRAGE TURBO

Cyl.	CC / CI	Liter	Year	Specifications	Master	Slave	Prefilled Master
4	97"	1.6L	1985-88	(to 3/88)	99135	99499	
4	97"	1.6L	1988-89	(from 4/88)	99107	99501	

PRECIS

Cyl.	CC / CI	Liter	Year	Specifications	Master	Slave	Prefilled Master
4	90"	1.5L	1989-93	(from 8/89)	99107	99499	

STARION

Cyl.	CC / CI	Liter	Year	Specifications	Master	Slave	Prefilled Master
4	156"	2.6L	1983-87	Turbo (to 5/87)	99101	99497	
4	156"	2.6L	1987-89	(from 6/87)	99101	99497	

MITSUBISHI TRUCKS & VANS Light Duty

EXPO, LRV

Cyl.	CC / CI	Liter	Year	Specifications	Kit	Cover	Disc	Bearing	Pilot	O.D.	Hub	Teeth
4	1834cc	1.8L	1991-96	2 & 4WD	91274	92151	93119	94025		8-1/2	7/8	20
4	2351cc	2.4L	1991-96		91355	92213	93173	94025		8-7/8	7/8	20

MONTERO, MONTERO SPORT

Cyl.	CC / CI	Liter	Year	Specifications	Kit	Cover	Disc	Bearing	Pilot	O.D.	Hub	Teeth
4	2400cc	2.4L	1997-99		91360	92211	93171	94031	95001	8-7/8	1	23
4	2600cc	2.6L	1983-90		91360	92211	93171	94031	95001	8-7/8	1	23
6	2972cc	3.0L	1989-01		91523	92271	93229	94063	95003	9-1/2	1-1/8	14
6	3500cc	3.5L	1994-99		91523	92271	93229	94063	95003	9-1/2	1-1/8	14

PICK-UP (also Raider)

Cyl.	CC / CI	Liter	Year	Specifications	Kit	Cover	Disc	Bearing	Pilot	O.D.	Hub	Teeth
4	1997cc	2.0L	1983-89	Mighty Max 2WD	91225	92151	93121	94031	95001	8-1/2	1	23
4	2346cc	2.3L	1983-86	Turbo Diesel (to 9/83)	91360	92211	93171	94031	95001	8-7/8	1	23
4	2351cc	2.4L	1990-96		91360	92211	93171	94031	95001	8-7/8	1	23
4	2600cc	2.6L	1982-90	2WD, 4WD	91360	92211	93171	94031	95001	8-7/8	1	23
4	2600cc	2.6L	1983-90		91360	92211	93171	94031	95001	8-7/8	1	23
6	2972cc	3.0L	1990-95		91523	92271	93229	94063	95003	9-1/2	1-1/8	14

RAIDER

Cyl.	CC / CI	Liter	Year	Specifications	Kit	Cover	Disc	Bearing	Pilot	O.D.	Hub	Teeth
6	226"	3.7L	2006		91774					12	1-1/8	10

MITSUBISHI TRUCKS & VANS Light Duty Hydraulics

EXPO LRV

Cyl.	CC / CI	Liter	Year	Specifications	Master	Slave	Prefilled Master
4	109"	1.8L	1991-96	(from 5/91)	99115	99513	
4	143"	2.4L	1991-96	(from 5/91)	99115	99513	

MONTERO SPORT

Cyl.	CC / CI	Liter	Year	Specifications	Master	Slave	Prefilled Master
4	2400cc	2.4L	1997-99			99497	

MONTERO

Cyl.	CC / CI	Liter	Year	Specifications	Master	Slave	Prefilled Master
4	156"	2.6L	1983-86	(to 4/86)	99135	99497	
4	156"	2.6L	1986-90	(from 5/86)	99135	99497	
6	181"	3.0L	1989-91	(to 9/91)	99135	99507	
6	181"	3.0L	1991-96	(from 10/91)	99119	99517	

PICKUP SERIES (Except Turbo Diesel)

Cyl.	CC / CI	Liter	Year	Specifications	Master	Slave	Prefilled Master
6	181"	3.0L	1990-94		99103	99507	

NISSAN

210

Cyl.	CC / CI	Liter	Year	Specifications	Kit	Cover	Disc	Bearing	Pilot	O.D.	Hub	Teeth
4	1200cc	1.2L	1977-82		91215	92015	93019	94009	95033	7-1/8	13/16	18

NISSAN

210												
Cyl.	CC / CI	Liter	Year	Specifications	Kit	Cover	Disc	Bearing	Pilot	O.D.	Hub	Teeth
4	1400cc	1.4L	1974-82		91215	92015	93019	94009	95033	7-1/8	13/16	18
4	1500cc	1.5L	1978-82		91215	92015	93019	94009	95033	7-1/8	13/16	18
200SX												
Cyl.	CC / CI	Liter	Year	Specifications	Kit	Cover	Disc	Bearing	Pilot	O.D.	Hub	Teeth
4	1600cc	1.6L	1995-98		91047	92043	93051	94059	95031	7-1/2	13/16	18
4	1800cc	1.8L	1983-88	Turbo	91335	92203	93189	94009	95031	8-7/8	1	24
4	2000cc	2.0L	1977-81		91093	92073	93089	94009	95031	7-7/8	1	24
4	2000cc	2.0L	1995-98		91285	92179	93152	94059	95031	8-1/2	13/16	18
4	2200cc	2.2L	1981-88		91333	92201	93189	94009	95031	8-7/8	1	24
6	2200cc	3.0L	1987-88		91510	92265	93232	94009	95031	9-7/16	1	24
240SX												
Cyl.	CC / CI	Liter	Year	Specifications	Kit	Cover	Disc	Bearing	Pilot	O.D.	Hub	Teeth
4	2400cc	2.4L	1988-90	(to 6/90)	91333	92201	93189	94009	95031	8-7/8	1	24
4	2400cc	2.4L	1991-99	(from 7/90)	91337	92201	93189	94095	95031	8-7/8	1	24
240Z												
Cyl.	CC / CI	Liter	Year	Specifications	Kit	Cover	Disc	Bearing	Pilot	O.D.	Hub	Teeth
4	2400cc	2.4L	1970-73		91341	92207	93189	94009	95031	8-7/8	1	24
260Z												
Cyl.	CC / CI	Liter	Year	Specifications	Kit	Cover	Disc	Bearing	Pilot	O.D.	Hub	Teeth
6	2600cc	2.6L	1973-74		91341	92207	93189	94009	95031	8-7/8	1	24
280Z, 280ZX												
Cyl.	CC / CI	Liter	Year	Specifications	Kit	Cover	Disc	Bearing	Pilot	O.D.	Hub	Teeth
6	2800cc	2.8L	1974-78	2-Seater (to 3/75)	91333	92201	93189	94009	95031	8-7/8	1	24
6	2800cc	2.8L	1974-78	2 + 2	91509	92265	93233	94009	95031	9-7/16	1	24
6	2800cc	2.8L	1979-83	2-Seater, 2 + 2	91333	92201	93189	94009	95031	8-7/8	1	24
6	2800cc	2.8L	1981-83	Turbo	91509	92265	93233	94009	95031	9-7/16	1	24
300Z, 300ZX												
Cyl.	CC / CI	Liter	Year	Specifications	Kit	Cover	Disc	Bearing	Pilot	O.D.	Hub	Teeth
6	3000cc	3.0L	1983-89	Turbo (to 8/86)	91510	92265	93232	94009	95031	9-7/16	1	24
6	3000cc	3.0L	1984-89	Non Turbo (to 1/89)	91509	92265	93233	94009	95031	9-7/16	1	24
6	3000cc	3.0L	1987-89	Turbo (from 9/86)	91571	92285	93240	94009	95031	9-13/16	1	24
6	3000cc	3.0L	1989-96	Twin Turbo	91573	92283	93240	94095	95031	9-13/16	1	24
6	3000cc	3.0L	1990-96	Non Turbo (from 2/89)	91515	92267	93232	94095	95031	9-1/2	1	24
310												
Cyl.	CC / CI	Liter	Year	Specifications	Kit	Cover	Disc	Bearing	Pilot	O.D.	Hub	Teeth
4	1400cc	1.4L	1979-81		91045	92002	93002	94002	95033	7-1/2	1	24
4	1500cc	1.5L	1979-81	(to 7/81)	91045	92002	93002	94002	95033	7-1/2	1	24
4	1500cc	1.5L	1981-82	(from 8/81)	91011	92015	93019	94027	95031	7-1/8	13/16	18
350Z												
Cyl.	CC / CI	Liter	Year	Specifications	Kit	Cover	Disc	Bearing	Pilot	O.D.	Hub	Teeth
6	3500cc	3.5L	2003-06		91564					9-7/8	1	24
411												
Cyl.	CC / CI	Liter	Year	Specifications	Kit	Cover	Disc	Bearing	Pilot	O.D.	Hub	Teeth
4	1600cc	1.6L	1966-73		91089	92075	93089	94001	95031	7-7/8	1	24
510												
Cyl.	CC / CI	Liter	Year	Specifications	Kit	Cover	Disc	Bearing	Pilot	O.D.	Hub	Teeth
4	2000cc	2.0L	1978-82		91093	92073	93089	94009	95031	7-7/8	1	24
610												
Cyl.	CC / CI	Liter	Year	Specifications	Kit	Cover	Disc	Bearing	Pilot	O.D.	Hub	Teeth
4	1800cc	1.8L	1972-73		91089	92075	93089	94001	95031	7-7/8	1	24
4	2000cc	2.0L	1973-76		91093	92073	93089	94009	95031	7-7/8	1	24
710												
Cyl.	CC / CI	Liter	Year	Specifications	Kit	Cover	Disc	Bearing	Pilot	O.D.	Hub	Teeth
4	1800cc	1.8L	1973-77		91093	92073	93089	94009	95031	7-7/8	1	24
4	2000cc	2.0L	1973-77		91093	92073	93089	94009	95031	7-7/8	1	24
1200 (B110)												
Cyl.	CC / CI	Liter	Year	Specifications	Kit	Cover	Disc	Bearing	Pilot	O.D.	Hub	Teeth
4	1200cc	1.2L	1970-73		91215	92015	93019	94009	95033	7-1/8	13/16	18

NISSAN

ALTIMA

Cyl.	CC / CI	Liter	Year	Specifications	Kit	Cover	Disc	Bearing	Pilot	O.D.	Hub	Teeth
4	2400cc	2.4L	1993-97		91331	92201	93189	94062	95031	8-7/8	1	24
4	2400cc	2.4L	1998-01		91332	92201	93189	94061	95031	8-7/8	1	24
4	2500cc	2.5L	2002-06		91513					9-1/2	1	24
6	3500cc	3.5L	2002-06		91574					9-7/8	1	24

B210

Cyl.	CC / CI	Liter	Year	Specifications	Kit	Cover	Disc	Bearing	Pilot	O.D.	Hub	Teeth
4	1300cc	1.3L	1973-74		91215	92015	93019	94009	95033	7-1/8	13/16	18
4	1400cc	1.4L	1973-78	4 Speed (to 4/75)	91215	92015	93019	94009	95033	7-1/8	13/16	18

F-10

Cyl.	CC / CI	Liter	Year	Specifications	Kit	Cover	Disc	Bearing	Pilot	O.D.	Hub	Teeth
4	1400cc	1.4L	1976-78	(to 5/76)	91045	92002	93002	94002	95033	7-1/2	1	24

MAXIMA

Cyl.	CC / CI	Liter	Year	Specifications	Kit	Cover	Disc	Bearing	Pilot	O.D.	Hub	Teeth
6	3000cc	3.0L	1984-01		91637	92264	93233	94093	95031	9-1/2	1	24
6	3500cc	3.5L	2002-06		91574					9-7/8	1	24

Maxima 810

Cyl.	CC / CI	Liter	Year	Specifications	Kit	Cover	Disc	Bearing	Pilot	O.D.	Hub	Teeth
6	2400cc	2.4L	1976-84		91333	92201	93189	94009	95031	8-7/8	1	24
6	2800cc	2.8L	1981-84	Diesel	91333	92201	93189	94009	95031	8-7/8	1	24

NX

Cyl.	CC / CI	Liter	Year	Specifications	Kit	Cover	Disc	Bearing	Pilot	O.D.	Hub	Teeth
4	1600cc	1.6L	1991-94		91047	92043	93051	94059	95031	7-1/2	13/16	18
4	2000cc	2.0L	1991-94		91285	92179	93152	94059	95031	8-1/2	13/16	18

PULSAR

Cyl.	CC / CI	Liter	Year	Specifications	Kit	Cover	Disc	Bearing	Pilot	O.D.	Hub	Teeth
4	1500cc	1.5L	1982-85	Turbo	91087	92073	93065	94027	95031	7-7/8	13/16	18
4	1600cc	1.6L	1982-86	E16	91011	92015	93019	94027	95031	7-1/8	13/16	18
4	1600cc	1.6L	1987	DOHC, CA16D	91091	92073	93065	94061	95031	7-7/8	13/16	18
4	1600cc	1.6L	1987-90	E16	91047	92043	93051	94059	95031	7-1/2	13/16	18
4	1809cc	1.8L	1988	DOHC, CA18D	91213	92149	93149	94107	95031	8-1/2	1	24

SENTRA

Cyl.	CC / CI	Liter	Year	Specifications	Kit	Cover	Disc	Bearing	Pilot	O.D.	Hub	Teeth
4	1500cc	1.5L	1982-85		91011	92015	93019	94027	95031	7-1/8	13/16	18
4	1600cc	1.6L	1982-86	2WD (to 12/85)	91011	92015	93019	94027	95031	7-1/8	13/16	18
4	1600cc	1.6L	1986-90	4WD	91087	92073	93065	94027	95031	7-7/8	13/16	18
4	1600cc	1.6L	1986-99	2WD (from 1/86) (to 6/88)	91047	92043	93051	94059	95031	7-1/2	13/16	18
4	1700cc	1.7L	1982-86	Diesel	91011	92015	93019	94027	95031	7-1/8	13/16	18
4	1800cc	1.8L	2000-06		91285	92179	93152	94059	95031	8-1/2	13/16	18
4	2000cc	2.0L	1991-01	5 Speed	91285	92179	93152	94059	95031	8-1/2	13/16	18
4	2500cc	2.5L	2002-06		91513					9-1/2	1	24

SENTRA, SENTRA CLASSIC (Canada Only)

Cyl.	CC / CI	Liter	Year	Specifications	Kit	Cover	Disc	Bearing	Pilot	O.D.	Hub	Teeth
4	1500cc	1.5L	1991		91011	92015	93019	94027	95031	7-1/8	13/16	18
4	1600cc	1.6L	1991		91011	92015	93019	94027	95031	7-1/8	13/16	18
4	1700cc	1.7L	1986-92	Diesel	91074					7-1/2	13/16	18

STANZA

Cyl.	CC / CI	Liter	Year	Specifications	Kit	Cover	Disc	Bearing	Pilot	O.D.	Hub	Teeth
4	2000cc	2.0L	1981-86		91087	92073	93065	94027	95031	7-7/8	13/16	18
4	2000cc	2.0L	1986-89	All	91343	92205	93189	94061	95031	8-7/8	1	24
4	2400cc	2.4L	1988-92		91339	92201	93189	94101	95031	8-7/8	1	24

NISSAN Hydraulics

200SX

Cyl.	CC / CI	Liter	Year	Specifications	Master	Slave	Prefilled Master
4	1800cc	1.8L	1984-86	Turbo	99087	99461	

210

Cyl.	CC / CI	Liter	Year	Specifications	Master	Slave	Prefilled Master
4	1200cc	1.2L	1979-82	(from 8/79)	99061	99457	
4	1400cc	1.4L	1974-78		99061	99457	
4	1500cc	1.5L	1978-82	(from 2/78)	99061	99457	

NISSAN Hydraulics

240SX

Cyl.	CC / CI	Liter	Year	Specifications	Master	Slave	Prefilled Master
4	2400cc	2.4L	1988-90	SOHC (fr. 7/88)	99061	99461	
4	2400cc	2.4L	1991-95	DOHC	99061	99477	
4	2400cc	2.4L	1995-99	(to 2/96)	99061	99477	

240Z

Cyl.	CC / CI	Liter	Year	Specifications	Master	Slave	Prefilled Master
6	2400cc	2.4L	1970-73		99091	99483	

260Z

Cyl.	CC / CI	Liter	Year	Specifications	Master	Slave	Prefilled Master
6	2600cc	2.6L	1973-74		99091	99459	

280Z

Cyl.	CC / CI	Liter	Year	Specifications	Master	Slave	Prefilled Master
6	2800cc	2.8L	1975	2+2 (to 3/75)	99091	99459	
6	2800cc	2.8L	1975-78	2 Seater	99085	99459	
6	2800cc	2.8L	1975-78	2+2 (from 4/75)	99085	99459	
6	2800cc	2.8L	1979-83	2 Seater	99089	99459	

280ZX

Cyl.	CC / CI	Liter	Year	Specifications	Master	Slave	Prefilled Master
6	2800cc	2.8L	1978	2 Seater	99085	99459	
6	2800cc	2.8L	1978	2+2	99085	99459	
6	2800cc	2.8L	1979-83	2 Seater	99089	99459	
6	2800cc	2.8L	1979-83	2+2	99089	99459	
6	2800cc	2.8L	1981-83	Turbo	99089	99467	

300ZX (Except Turbo)

Cyl.	CC / CI	Liter	Year	Specifications	Master	Slave	Prefilled Master
6	3000cc	3.0L	1983-89	(to 1/89)	99089	99485	
6	3000cc	3.0L	1989-96	(from 2/89)	99093	99485	

300ZX TURBO

Cyl.	CC / CI	Liter	Year	Specifications	Master	Slave	Prefilled Master
6	3000cc	3.0L	1983-89	(from 7/83)	99089	99485	
6	3000cc	3.0L	1990-94	(to 8/91)	99095	99485	
6	3000cc	3.0L	1991-96	(from 9/91)	99097	99485	

310

Cyl.	CC / CI	Liter	Year	Specifications	Master	Slave	Prefilled Master
4	1400cc	1.4L	1979-80		99089	99463	
4	1500cc	1.5L	1981		99089	99463	

350Z

Cyl.	CC / CI	Liter	Year	Specifications	Master	Slave	Prefilled Master
6	3500cc	3.5L	2003-04			TBA	
6	3500cc	3.5L	2005-06			TBA	

510

Cyl.	CC / CI	Liter	Year	Specifications	Master	Slave	Prefilled Master
4	1600cc	1.6L	1968-69	(to 2/69)	99081	99479	
4	1600cc	1.6L	1969-73	(from 3/69)	99083	99479	
4	2000cc	2.0L	1978-82		99085	99461	

610

Cyl.	CC / CI	Liter	Year	Specifications	Master	Slave	Prefilled Master
4	1800cc	1.8L	1972-73	(to 7/72)	99083	99481	
4	1800cc	1.8L	1972-73	(from 8/72)	99083	99483	
4	2000cc	2.0L	1973-76	(from 8/73)	99083	99459	

710

Cyl.	CC / CI	Liter	Year	Specifications	Master	Slave	Prefilled Master
4	1800cc	1.8L	1974-75	(to 10/75)	99083	99459	
4	1800cc	1.8L	1975-77	(from 11/75)	99085	99459	
4	2000cc	2.0L	1974-75	(to 10/75)	99083	99459	
4	2000cc	2.0L	1975-77	(from 11/75)	99085	99459	

ALTIMA

Cyl.	CC / CI	Liter	Year	Specifications	Master	Slave	Prefilled Master
4	2400cc	2.4L	1993-97		99071	99471	
4	2400cc	2.4L	1998-01		99079	99471	

NISSAN Hydraulics

B110

Cyl.	CC / CI	Liter	Year	Specifications	Master	Slave	Prefilled Master
4	1200cc	1.2L	1970-73		99055	99455	

B210

Cyl.	CC / CI	Liter	Year	Specifications	Master	Slave	Prefilled Master
4	1400cc	1.4L	1974-75	4 Speed (to 4/75)	99057	99457	
4	1400cc	1.4L	1975-78	(from 5/75)	99059	99457	

F10

Cyl.	CC / CI	Liter	Year	Specifications	Master	Slave	Prefilled Master
4	1400cc	1.4L	1976	(to 5/76)	99057	99463	
4	1400cc	1.4L	1976-78	(from 6/76)	99059	99463	

MAXIMA, 810 Diesel

Cyl.	CC / CI	Liter	Year	Specifications	Master	Slave	Prefilled Master
6	2800cc	2.8L	1981-84		99089	99459	

MAXIMA, 810

Cyl.	CC / CI	Liter	Year	Specifications	Master	Slave	Prefilled Master
6	2400cc	2.4L	1977-80		99085	99459	
6	2400cc	2.4L	1981-84		99089	99459	
6	3000cc	3.0L	1984	(from 7/84) (to 9/84)	99061	99473	
6	3000cc	3.0L	1984-88	(from 10/84)	99061	99465	
6	3000cc	3.0L	1989-94	(to 1/94)	99089	99471	
6	3000cc	3.0L	1995-01	(from 2/94)	99073	99475	

PULSAR

Cyl.	CC / CI	Liter	Year	Specifications	Master	Slave	Prefilled Master
4	1800cc	1.8L	1988-90		99063	99471	

STANZA

Cyl.	CC / CI	Liter	Year	Specifications	Master	Slave	Prefilled Master
4	2000cc	2.0L	1986-87	(to 8/87)	99061	99469	
4	2000cc	2.0L	1987-89	(from 9/87)	99061	99471	
4	2400cc	2.4L	1989-92		99089	99471	

NISSAN TRUCKS & VANS Light Duty

AXXESS

Cyl.	CC / CI	Liter	Year	Specifications	Kit	Cover	Disc	Bearing	Pilot	O.D.	Hub	Teeth
4	2400cc	2.4L	1989-91	2WD	91339	92201	93189	94101	95031	8-7/8	1	24
4	2400cc	2.4L	1989-91	4WD	91517	92265	93232	94093	95031	9-1/2	1	24

FRONTIER

Cyl.	CC / CI	Liter	Year	Specifications	Kit	Cover	Disc	Bearing	Pilot	O.D.	Hub	Teeth
4	2400cc	2.4L	1998-99	2 & 4WD	91496	92265	93233	94095	95031	9-7/16	1	24
4	2400cc	2.4L	2000-04		91518	92265	93233	94102	95031	9-7/16	1	24
4	2500cc	2.5L	2005-06		91488					9-1/2	1	24
6	3275cc	3.3L	1999-04	Except Supercharged	91570	92285	93240	94102	95031	9-13/16	1	24
6	3275cc	3.3L	2000-04	Supercharged	91598					9-13/16	1	24

PATHFINDER

Cyl.	CC / CI	Liter	Year	Specifications	Kit	Cover	Disc	Bearing	Pilot	O.D.	Hub	Teeth
4	2400cc	2.4L	1986-93		91509	92265	93233	94009	95031	9-7/16	1	24
6	3000cc	3.0L	1986-96		91571	92285	93240	94009	95031	9-13/16	1	24
6	3275cc	3.3L	1996		91571	92285	93240	94009	95031	9-13/16	1	24
6	3275cc	3.3L	1997-00		91558	92285	93240	94095	95031	9-13/16	1	24
6	3500cc	3.5L	2001-03		91567					9-7/8	1	24

PICK-UP (also Frontier)

Cyl.	CC / CI	Liter	Year	Specifications	Kit	Cover	Disc	Bearing	Pilot	O.D.	Hub	Teeth
4	1600cc	1.6L	1969-73	(to 2/72)	91089	92075	93089	94001	95031	7-7/8	1	24
4	1800cc	1.8L	1973-74		91368	92207	93189	94001	95031	8-7/8	1	24
4	2000cc	2.0L	1974-82	(to 12/82)	91333	92201	93189	94009	95031	8-7/8	1	24
4	2000cc	2.0L	1983-90		91509	92265	93233	94009	95031	9-7/16	1	24
4	2200cc	2.2L	1975-83	2WD, 4WD, Diesel	91333	92201	93189	94009	95031	8-7/8	1	24
4	2400cc	2.4L	1982-95	2WD, 4WD	91509	92265	93233	94009	95031	9-7/16	1	24
4	2400cc	2.4L	1996-97	All (from 1/96)	91496	92265	93233	94095	95031	9-7/16	1	24
4	2500cc	2.5L	1980-88	Diesel (Canada)	91333	92201	93189	94009	95031	8-7/8	1	24
6	3000cc	3.0L	1986-96	2WD, 4WD	91571	92285	93240	94009	95031	9-13/16	1	24

NISSAN TRUCKS & VANS Light Duty

VAN												
Cyl.	CC / CI	Liter	Year	Specifications	Kit	Cover	Disc	Bearing	Pilot	O.D.	Hub	Teeth
4	2400cc	2.4L	1986-90		91333	92201	93189	94009	95031	8-7/8	1	24

XTERRA												
Cyl.	CC / CI	Liter	Year	Specifications	Kit	Cover	Disc	Bearing	Pilot	O.D.	Hub	Teeth
4	2400cc	2.4L	2000-04		91518	92265	93233	94102	95031	9-7/16	1	24
6	3275cc	3.3L	1999-04	Except Supercharged	91570	92285	93240	94102	95031	9-13/16	1	24
6	3275cc	3.3L	2002-04	Supercharged	91598					9-13/16	1	24
6	3954cc	4.0L	2005-06		91599					10-1/4	1	24

NISSAN TRUCKS & VANS Light Duty Hydraulics

720 PICKUP Diesel												
Cyl.	CC / CI	Liter	Year	Specifications	Master	Slave	Prefilled Master					
4	2200cc	2.2L	1981-83		99061	99489						

AXXESS												
Cyl.	CC / CI	Liter	Year	Specifications	Master	Slave	Prefilled Master					
4	2400cc	2.4L	1989-91	2WD	99069	99471						
4	2400cc	2.4L	1989-91	4WD	99069	99471						

D21 Diesel												
Cyl.	CC / CI	Liter	Year	Specifications	Master	Slave	Prefilled Master					
6	2500cc	2.5L	1980-85	(to 10/85)	99061	99489						
6	2500cc	2.5L	1985-87		99067	99495						

D21												
Cyl.	CC / CI	Liter	Year	Specifications	Master	Slave	Prefilled Master					
4	2400cc	2.4L	1982-85	(from 11/82)	99061	99489						
4	2400cc	2.4L	1985-95	(from 11/85)	99067	99495						
4	2400cc	2.4L	1996-97		99075	99495						
6	3000cc	3.0L	1985-97		99067	99493						

FRONTIER												
Cyl.	CC / CI	Liter	Year	Specifications	Master	Slave	Prefilled Master					
4	2400cc	2.4L	1998-04		99075	99485						
6	3275cc	3.3L	2000-04	Non Supercharged		99485						
6	3275cc	3.3L	2001-04	Supercharged		99485						

PATHFINDER												
Cyl.	CC / CI	Liter	Year	Specifications	Master	Slave	Prefilled Master					
4	2400cc	2.4L	1987-89	(to 8/89)	99067	99493						
6	3000cc	3.0L	1987-95		99067	99493						
6	3300cc	3.3L	1996-00		99077	99485						

PICKUP, HARDBODY												
Cyl.	CC / CI	Liter	Year	Specifications	Master	Slave	Prefilled Master					
4	1600cc	1.6L	1969-72	(to 2/72)	99099	99487						
4	1600cc	1.6L	1972-73	(from 3/72)	99057	99489						
4	1800cc	1.8L	1973-74		99057	99489						
4	2000cc	2.0L	1975-80		99061	99491						
4	2000cc	2.0L	1983-85		99061	99489						
4	2000cc	2.0L	1986-89		99067	99495						
4	2200cc	2.2L	1975-76	(to 2/76)	99057	99489						
4	2200cc	2.2L	1976-79	(from 3/76)	99059	99489						
4	2200cc	2.2L	1980-85	(to 10/85)	99061	99489						
4	2400cc	2.4L	1982-85	(from 10/82)	99061	99489						
4	2400cc	2.4L	1985-95	(from 11/85)	99067	99495						
4	2400cc	2.4L	1996-97		99075	99495						
4	2500cc	2.5L	1980-85	Diesel (to 10/85)	99061	99489						
4	2500cc	2.5L	1985-88	Diesel (from 11/85)	99067	99495						
6	3000cc	3.0L	1986-97		99067	99493						

VAN												
Cyl.	CC / CI	Liter	Year	Specifications	Master	Slave	Prefilled Master					
4	2400cc	2.4L	1987-90		99065	99485						

OLDSMOBILE

ACHIEVA												
Cyl.	CC / CI	Liter	Year	Specifications	Kit	Cover	Disc	Bearing	Pilot	O.D.	Hub	Teeth
4	138"	2.3L	1992	Quad 4 With Concentric Slave	91462	92239	93217	94187		9-1/8	1	14
4	138"	2.3L	1992	Quad 4 With External Slave	91465	92239	93217	94137		9-1/8	1	14

OLDSMOBILE

ACHIEVA

Cyl.	CC / CI	Liter	Year	Specifications	Kit	Cover	Disc	Bearing	Pilot	O.D.	Hub	Teeth
4	138"	2.3L	1992-94	Isuzu 5 Speed (8th Digit Of Vin# Is 3)	91435	92245	93217	94057		9-1/8	1	14
4	138"	2.3L	1993-94	NVG T550 5 Speed	91462	92239	93217	94187		9-1/8	1	14
4	138"	2.3L	1995		91389	92188	93196	94191		8-7/8	1	14
4	146"	2.4L	1996-98		91389	92188	93196	94191		8-7/8	1	14
6	207"	3.4L	1992-93		91542					9-5/8	1	23

ALERO

Cyl.	CC / CI	Liter	Year	Specifications	Kit	Cover	Disc	Bearing	Pilot	O.D.	Hub	Teeth
4	134"	2.2L	2002-04		91278					8-1/2	1	14
4	146"	2.4L	1999-01		91388					8-7/8	1	14

CALAIS

Cyl.	CC / CI	Liter	Year	Specifications	Kit	Cover	Disc	Bearing	Pilot	O.D.	Hub	Teeth
4	138"	2.3L	1988-91	Quad 4	91465	92239	93217	94137		9-1/8	1	14
4	151"	2.5L	1985-91		91299	92145	93161	94057	95047	8-1/2	1	14

CIERA

Cyl.	CC / CI	Liter	Year	Specifications	Kit	Cover	Disc	Bearing	Pilot	O.D.	Hub	Teeth
4	151"	2.5L	1984		91463	92237	93217	94117	95003	9-1/8	1	14

CUTLASS (FWD)

Cyl.	CC / CI	Liter	Year	Specifications	Kit	Cover	Disc	Bearing	Pilot	O.D.	Hub	Teeth
4	138"	2.3L	1990	Quad 4	91465	92239	93217	94137		9-1/8	1	14
6	173"	2.8L	1988-89		91465	92239	93217	94137		9-1/8	1	14
6	189"	3.1L	1989-90		91465	92239	93217	94137		9-1/8	1	14
6	207"	3.4L	1991-94		91542					9-5/8	1	23

CUTLASS (RWD)

Cyl.	CC / CI	Liter	Year	Specifications	Kit	Cover	Disc	Bearing	Pilot	O.D.	Hub	Teeth
6	231"	3.8L	1977-78		91619	92305	93257	94169	95035	10.4	1-1/8	10
6	231"	3.8L	1979-81		91631	92309	93257	94121	95036	10.4	1-1/8	10
8	260"	4.3L	1975-80		91619	92305	93257	94169	95035	10.4	1-1/8	10
8	305"	5.0L	1977-78		91619	92305	93257	94169	95035	10.4	1-1/8	10
8	305"	5.0L	1979		91631	92309	93257	94121	95036	10.4	1-1/8	10
8	330"	5.4L	1963-67		91619	92305	93257	94169	95035	10.4	1-1/8	10
8	350"	5.7L	1968-73	3 Speed, 2 BBL	91619	92305	93257	94169	95035	10.4	1-1/8	10
8	455"	7.5L	1968-73	3 Speed	91723	92335	93295	94121	95035	11	1-1/8	10
8	455"	7.5L	1970-72	4 Speed	91709	92335	93279	94167	95035	11	1-1/8	26

CUTLASS, VISTA CRUISER (RWD)

Cyl.	CC / CI	Liter	Year	Specifications	Kit	Cover	Disc	Bearing	Pilot	O.D.	Hub	Teeth
8	330"	5.4L	1963-67		91723	92335	93295	94121	95035	11	1-1/8	10
8	350"	5.7L	1968-73	3 Speed, 4 BBL Carburetor	91631	92309	93257	94121	95036	10.4	1-1/8	10
8	350"	5.7L	1971-73	4 Speed, 2 BBL	91613	92305	93259	94169	95035	10.4	1-1/8	26
8	350"	5.7L	1971-73	4 Speed, 4 BBL Carburetor	91709	92335	93279	94167	95035	11	1-1/8	26

DELTA, F85, JET STAR, VISTA CRUISER, 88, 442

Cyl.	CC / CI	Liter	Year	Specifications	Kit	Cover	Disc	Bearing	Pilot	O.D.	Hub	Teeth
4	140"	2.3L	1975-76		91443	92247	93221	94167	95035	9-1/8	1-1/8	10
6	225"	3.7L	1964-67		91619	92305	93257	94169	95035	10.4	1-1/8	10
6	231"	3.8L	1975-76		91577	92297	93247	94169	95035	10	1-1/8	10
6	231"	3.8L	1975-78	4 Speed, 4 BBL Carburetor	91443	92247	93221	94167	95035	9-1/8	1-1/8	10
6	250"	4.1L	1968-76		91619	92305	93257	94169	95035	10.4	1-1/8	10
8	260"	4.3L	1965-67	10-1/2" Clutch	91619	92305	93257	94169	95035	10.4	1-1/8	10
8	260"	4.3L	1965-67	11" Clutch	91723	92335	93295	94121	95035	11	1-1/8	10
8	260"	4.3L	1975-76	3 Speed, 2 BBL	91619	92305	93257	94169	95035	10.4	1-1/8	10
8	350"	5.7L	1968-70	3 Speed	91619	92305	93257	94169	95035	10.4	1-1/8	10
8	350"	5.7L	1969-70	W-31	91631	92309	93257	94121	95036	10.4	1-1/8	10
8	350"	5.7L	1971-73	4 Speed, 2 BBL	91613	92305	93259	94169	95035	10.4	1-1/8	26
8	350"	5.7L	1971-73	3 Speed, 2 BBL	91619	92305	93257	94169	95035	10.4	1-1/8	10
8	350"	5.7L	1971-73	3 Speed, 4 BBL Carburetor	91631	92309	93257	94121	95036	10.4	1-1/8	10
8	350"	5.7L	1971-73	4 Speed, 4 BBL Carburetor	91709	92335	93279	94167	95035	11	1-1/8	26
8	400"	6.6L	1965-70		91723	92335	93295	94121	95035	11	1-1/8	10
8	425"	7.0L	1965	Diaphragm	91631	92309	93257	94121	95036	10.4	1-1/8	10
8	425"	7.0L	1966-70		91723	92335	93295	94121	95035	11	1-1/8	10
8	455"	7.5L	1968-73	3 & 4 Speed, 4 BBL Carburetor	91723	92335	93295	94121	95035	11	1-1/8	10
8	455"	7.5L	1971-73	4 Speed, 4 BBL Carburetor	91709	92335	93279	94167	95035	11	1-1/8	26

OLDSMOBILE

FIRENZA

Cyl.	CC / CI	Liter	Year	Specifications	Kit	Cover	Disc	Bearing	Pilot	O.D.	Hub	Teeth
4	112"	1.8L	1982		91169	92109	93101	94117		8	1	14
4	112"	1.8L	1983-84	4 Speed	91289	92169	93161	94117		8-1/2	1	14
4	112"	1.8L	1983-84	5 Speed	91301	92169	93161	94057		8-1/2	1	14
4	121"	2.0L	1983-86	5 Speed	91299	92145	93161	94057	95047	8-1/2	1	14
4	121"	2.0L	1985-86	4 Speed	91169	92109	93101	94117		8	1	14
4	121"	2.0L	1987	1-Type, With 4 Speed M19 Trans.	91463	92237	93217	94117	95003	9-1/8	1	14
4	121"	2.0L	1987-88	K-Type (O.E. Kit Is 8")	91301	92169	93161	94057		8-1/2	1	14
4	121"	2.0L	1987-89	1-Type, 5 Speed	91334	92145	93113	94057	95035			
6	173"	2.8L	1985-86		91463	92237	93217	94117	95003	9-1/8	1	14
6	173"	2.8L	1987		91465	92239	93217	94137		9-1/8	1	14

OMEGA

Cyl.	CC / CI	Liter	Year	Specifications	Kit	Cover	Disc	Bearing	Pilot	O.D.	Hub	Teeth
4	151"	2.5L	1980-84		91463	92237	93217	94117	95003	9-1/8	1	14
6	173"	2.8L	1980-84		91463	92237	93217	94117	95003	9-1/8	1	14
6	231"	3.8L	1977		91577	92297	93247	94169	95035	10	1-1/8	10
6	231"	3.8L	1978		91619	92305	93257	94169	95035	10.4	1-1/8	10
6	231"	3.8L	1979		91631	92309	93257	94121	95036	10.4	1-1/8	10
6	250"	4.1L	1973-76		91619	92305	93257	94169	95035	10.4	1-1/8	10
8	260"	4.3L	1975-77		91619	92305	93257	94169	95035	10.4	1-1/8	10
8	305"	5.0L	1977-78		91619	92305	93257	94169	95035	10.4	1-1/8	10
8	305"	5.0L	1979		91631	92309	93257	94121	95036	10.4	1-1/8	10

STARFIRE

Cyl.	CC / CI	Liter	Year	Specifications	Kit	Cover	Disc	Bearing	Pilot	O.D.	Hub	Teeth
4	140"	2.3L	1976-77		91443	92247	93221	94167	95035	9-1/8	1-1/8	10
4	151"	2.5L	1977-80		91443	92247	93221	94167	95035	9-1/8	1-1/8	10
6	231"	3.8L	1975-78		91443	92247	93221	94167	95035	9-1/8	1-1/8	10
6	231"	3.8L	1979-80		91631							
8	305"	5.0L	1977-79		91631							
8	425"	7.0L	1965-66		91631	92309	93257	94121	95036	10.4	1-1/8	10
8	425"	7.0L	1965-66	11" Clutch	91723	92335	93295	94121	95035	11	1-1/8	10

OLDSMOBILE Hydraulics

ACHIEVA

Cyl.	CC / CI	Liter	Year	Specifications	Master	Slave	Prefilled Master
4	138"	2.3L	1992	DOHC	99102	99464	
4	138"	2.3L	1992-94	SOHC	99102	99464	
4	138"	2.3L	1993-94	DOHC	99000	w/Bearing	
4	138"	2.3L	1995	5 Speed MJ1	99000	w/Bearing	
4	146"	2.4L	1996-97		99000	w/Bearing	

CALAIS

Cyl.	CC / CI	Liter	Year	Specifications	Master	Slave	Prefilled Master
4	138"	2.3L	1988-91		99102	99466	99992
4	151"	2.5L	1985-86		99118	99466	
4	151"	2.5L	1987-91		99110	99466	

CIERA

Cyl.	CC / CI	Liter	Year	Specifications	Master	Slave	Prefilled Master
6	173"	2.8L	1987-90		99110	99464	

CUTLASS (From 1975)

Cyl.	CC / CI	Liter	Year	Specifications	Master	Slave	Prefilled Master
4	138"	2.3L	1990		99106	99464	
6	173"	2.8L	1988-89		99106	99464	
6	205"	3.4L	1991-93	Pull Type	99132	99416	

FIRENZA

Cyl.	CC / CI	Liter	Year	Specifications	Master	Slave	Prefilled Master
4	121"	2.0L	1983-84	Optional 9 1/8" Disc	99104	99466	
4	121"	2.0L	1985-86	8" Disc	99104	99466	
4	121"	2.0L	1987-88	K Engine 5 Speed	99116	99466	99957
6	173"	2.8L	1985-86		99104	99466	
6	173"	2.8L	1987		99116	99466	

OPEL**ISUZU**

Cyl.	CC / CI	Liter	Year	Specifications	Kit	Cover	Disc	Bearing	Pilot	O.D.	Hub	Teeth
4	1816cc	1.8L	1976-79	Sedan, Coupe, 4 door	91127	92095	93083	94007	95003	7-7/8	1	24

PLYMOUTH**ACCLAIM**

Cyl.	CC / CI	Liter	Year	Specifications	Kit	Cover	Disc	Bearing	Pilot	O.D.	Hub	Teeth
4	153"	2.5L	1989	Non Turbo	91427	92233	93211	94133		9	13/16	18
4	153"	2.5L	1989	Turbo	91440	92232	93211	94133		9	13/16	18
4	153"	2.5L	1990	All	91424	92232	93211	94133		9	13/16	18
4	153"	2.5L	1991-93	Turbo	91404	92233	93215	94133		9	15/16	17

ARROW

Cyl.	CC / CI	Liter	Year	Specifications	Kit	Cover	Disc	Bearing	Pilot	O.D.	Hub	Teeth
4	1600cc	1.6L	1975-81		91113	92083	93061	94007	95001	7-7/8	7/8	20
4	2000cc	2.0L	1975-78		91217	92151	93125	94011	95001	8-1/2	7/8	20
4	2600cc	2.6L	1977-81		91360	92211	93171	94031	95001	8-7/8	1	23

BARRACUDA, CUDA, ROADRUNNER

Cyl.	CC / CI	Liter	Year	Specifications	Kit	Cover	Disc	Bearing	Pilot	O.D.	Hub	Teeth
6	170"	2.8L	1965	10" Clutch	91585	92293	93241	94163	95037	10	1	23
6	198"	3.2L	1970-71	10" Clutch	91585	92293	93241	94163	95037	10	1	23
6	225"	3.7L	1966-72	10" Clutch	91585	92293	93241	94163	95037	10	1	23
8	273"	4.5L	1965-67		91642	92309	93263	94163	95037	10-1/2	1	23
8	318"	5.2L	1966-75		91642	92309	93263	94163	95037	10-1/2	1	23
8	340"	5.6L	1966-75		91642	92309	93263	94163	95037	10-1/2	1	23
8	360"	5.9L	1974-75		91689	92337	93281	94163	95037	11	1	23
8	383"	6.3L	1968-71		91689	92337	93281	94163	95037	11	1	23
8	400"	6.6L	1972-74		91689	92337	93281	94163	95037	11	1	23

BELVEDERE

Cyl.	CC / CI	Liter	Year	Specifications	Kit	Cover	Disc	Bearing	Pilot	O.D.	Hub	Teeth
6	225"	3.7L	1960-70	10" Clutch	91585	92293	93241	94163	95037	10	1	23
8	273"	4.5L	1962-67		91585	92293	93241	94163	95037	10	1	23
8	318"	5.2L	1961-71		91642	92309	93263	94163	95037	10-1/2	1	23
8	361"	5.9L	1963-66		91642	92309	93263	94163	95037	10-1/2	1	23
8	383"	6.3L	1969-70	10-1/2" Clutch	91642	92309	93263	94163	95037	10-1/2	1	23
8	383"	6.3L	1969-71	11" Clutch	91689	92337	93281	94163	95037	11	1	23

BREEZE

Cyl.	CC / CI	Liter	Year	Specifications	Kit	Cover	Disc	Bearing	Pilot	O.D.	Hub	Teeth
4	121"	2.0L	1995-00	Modular Kit With Flywheel	91441					9	15/16	17

CHAMP

Cyl.	CC / CI	Liter	Year	Specifications	Kit	Cover	Disc	Bearing	Pilot	O.D.	Hub	Teeth
4	1410cc	1.4L	1979-84	8 T/M	91031	92025	93033	94025		7-1/4	7/8	20
4	1410cc	1.4L	1979-84	Hatch Back, 2-Door	91109	92083	93061	94025	95001	7-7/8	7/8	20
4	1597cc	1.6L	1979-84	Hatch Back, 2-Door	91031	92025	93033	94025		7-1/4	7/8	20
4	1597cc	1.6L	1984	8 T/M	91109	92083	93061	94025	95001	7-7/8	7/8	20

COLT 1600

Cyl.	CC / CI	Liter	Year	Specifications	Kit	Cover	Disc	Bearing	Pilot	O.D.	Hub	Teeth
4	1600cc	1.6L	1985-88		91109	92083	93061	94025	95001	7-7/8	7/8	20
4	1600cc	1.6L	1989-90	5 Speed Turbo	91274	92151	93119	94025		8-1/2	7/8	20

COLT 1800

Cyl.	CC / CI	Liter	Year	Specifications	Kit	Cover	Disc	Bearing	Pilot	O.D.	Hub	Teeth
4	1800cc	1.8L	1988-95		91274	92151	93119	94025		8-1/2	7/8	20

COLT 2000 & 2600

Cyl.	CC / CI	Liter	Year	Specifications	Kit	Cover	Disc	Bearing	Pilot	O.D.	Hub	Teeth
4	2000cc	2.0L	1976-78	Colt 2000	91217	92151	93125	94011	95001	8-1/2	7/8	20
4	2600cc	2.6L	1977-80	Colt 2600	91360	92211	93171	94031	95001	8-7/8	1	23

COLT VISTA

Cyl.	CC / CI	Liter	Year	Specifications	Kit	Cover	Disc	Bearing	Pilot	O.D.	Hub	Teeth
4	1800cc	1.8L	1992-94		91274	92151	93119	94025		8-1/2	7/8	20
4	2000cc	2.0L	1984-86	All	91109	92083	93061	94025	95001	7-7/8	7/8	20
4	2000cc	2.0L	1987	FWD, 5 Speed (to 11/86)	91109	92083	93061	94025	95001	7-7/8	7/8	20
4	2000cc	2.0L	1987-91		91274	92151	93119	94025		8-1/2	7/8	20
4	2400cc	2.4L	1992-94		91355	92213	93173	94025		8-7/8	7/8	20

PLYMOUTH

CRICKET (Puerto Rico)

Cyl.	CC / CI	Liter	Year	Specifications	Kit	Cover	Disc	Bearing	Pilot	O.D.	Hub	Teeth
4	1600cc	1.6L	1976-77		91113	92083	93061	94007	95001	7-7/8	7/8	20
4	2000cc	2.0L	1976-77		91225	92151	93121	94031	95001	8-1/2	1	23

DUSTER, FURY, GRAN FURY, GTX, PLAZA, SATELLITE, SAVOY, SCAMP, VALIANT, VOLARE

Cyl.	CC / CI	Liter	Year	Specifications	Kit	Cover	Disc	Bearing	Pilot	O.D.	Hub	Teeth
6	170"	2.8L	1960-63		91585	92293	93241	94163	95037	10	1	23
6	198"	3.2L	1971-72		91585	92293	93241	94163	95037	10	1	23
6	225"	3.7L	1960-78		91585	92293	93241	94163	95037	10	1	23

HORIZON

Cyl.	CC / CI	Liter	Year	Specifications	Kit	Cover	Disc	Bearing	Pilot	O.D.	Hub	Teeth
4	105"	1.7L	1978-83	With VW Transmission	91073	92031	93057	94083		7-1/2	13/16	24
4	105"	1.7L	1978-83	New Process transmission	91157	92057	93065	94133		8	13-16	18
4	135"	2.2L	1981-88	Non Turbo	91295	92137	93159	94133		8-1/2	13/16	18
4	135"	2.2L	1981-88	Turbo	91427	92233	93211	94133		9	13/16	18
4	135"	2.2L	1986-89	Turbo With Intercooler	91440	92232	93211	94133		9	13/16	18
4	135"	2.2L	1990	Non Turbo	91260	92137	93159	94133		8-1/2	13/16	18
4	98"	1.6L	1981-86		91157	92057	93065	94133		8	13-16	18

HORIZON, SHELBY, TURISMO

Cyl.	CC / CI	Liter	Year	Specifications	Kit	Cover	Disc	Bearing	Pilot	O.D.	Hub	Teeth
4	105"	1.7L	1978-83	VW Transmission (A4)	91073	92031	93057	94083		7-1/2	13/16	24
4	105"	1.7L	1981-83	New Process transmission	91157	92057	93065	94133		8	13-16	18
4	135"	2.2L	1981-83	Turbo	91427	92233	93211	94133		9	13/16	18
4	135"	2.2L	1981-89		91295	92137	93159	94133		8-1/2	13/16	18
4	135"	2.2L	1987-89	Turbo II With Intercooler	91440	92232	93211	94133		9	13/16	18
4	135"	2.2L	1990		91260	92137	93159	94133		8-1/2	13/16	18
4	98"	1.6L	1983-86		91157	92057	93065	94133		8	13-16	18

LASER

Cyl.	CC / CI	Liter	Year	Specifications	Kit	Cover	Disc	Bearing	Pilot	O.D.	Hub	Teeth
4	1755cc	1.8L	1989-94		91109	92083	93061	94025	95001	7-7/8	7/8	20
4	2000cc	2.0L	1989-94	2WD, 4WD, Non Turbo (to 4/89)	91274	92151	93119	94025		8-1/2	7/8	20
4	2000cc	2.0L	1989-94	2WD, 4WD Turbo	91355	92213	93173	94025		8-7/8	7/8	20

NEON

Cyl.	CC / CI	Liter	Year	Specifications	Kit	Cover	Disc	Bearing	Pilot	O.D.	Hub	Teeth
4	2000cc	2.0L	1995-01		91277	92134	93118	94197		8-1/2	15/16	17
4	2000cc	2.0L	1996-01	Modular Kit With Flywheel	91441					9	15/16	17

RELIANT

Cyl.	CC / CI	Liter	Year	Specifications	Kit	Cover	Disc	Bearing	Pilot	O.D.	Hub	Teeth
4	135"	2.2L	1981-86	Non Turbo	91295	92137	93159	94133		8-1/2	13/16	18
4	135"	2.2L	1984-88	Turbo	91427	92233	93211	94133		9	13/16	18
4	153"	2.5L	1986-88		91427	92233	93211	94133		9	13/16	18

SAPORO

Cyl.	CC / CI	Liter	Year	Specifications	Kit	Cover	Disc	Bearing	Pilot	O.D.	Hub	Teeth
4	1600cc	1.6L	1979-83		91113	92083	93061	94007	95001	7-7/8	7/8	20
4	2600cc	2.6L	1977-83		91360	92211	93171	94031	95001	8-7/8	1	23

SUNDANCE

Cyl.	CC / CI	Liter	Year	Specifications	Kit	Cover	Disc	Bearing	Pilot	O.D.	Hub	Teeth
4	135"	2.2L	1987-89	Turbo	91440	92232	93211	94133		9	13/16	18
4	135"	2.2L	1990	Non Turbo	91260	92137	93159	94133		8-1/2	13/16	18
4	135"	2.2L	1990	Turbo	91424	92232	93211	94133		9	13/16	18
4	135"	2.2L	1991-93	Turbo	91404	92233	93215	94133		9	15/16	17
4	135"	2.2L	1991-94	Non Turbo	91261	92137	93155	94133		8-1/2	7/8	17
4	153"	2.5L	1987		91427	92233	93211	94133		9	13/16	18
4	153"	2.5L	1988-89	Non Turbo	91427	92233	93211	94133		9	13/16	18
4	153"	2.5L	1989	Turbo	91440	92232	93211	94133		9	13/16	18
4	153"	2.5L	1990	All	91424	92232	93211	94133		9	13/16	18
4	153"	2.5L	1991-94		91404	92233	93215	94133		9	15/16	17
6	181"	3.0L	1993-94		91404	92233	93215	94133		9	15/16	17

TURISMO, TC3

Cyl.	CC / CI	Liter	Year	Specifications	Kit	Cover	Disc	Bearing	Pilot	O.D.	Hub	Teeth
4	98"	1.6L	1983-84		91157	92057	93065	94133		8	13-16	18

PLYMOUTH Hydraulics

LASER

Cyl.	CC / CI	Liter	Year	Specifications	Master	Slave	Prefilled Master
4	122"	2.0L	1989	Except Turbo (to 4/89)	99109	99501	
4	122"	2.0L	1989-91	Without Speed Control (from 5/89)	99109	99501	
4	122"	2.0L	1989-91	With Speed Control (from 5/89)	99111	99501	
4	122"	2.0L	1990-92	Turbo Without Speed Control	99109	99509	
4	122"	2.0L	1990-92	Turbo With Speed Control	99111	99509	
4	122"	2.0L	1992-94		99111	99501	
4	98"	1.8L	1989-91		99109	99501	
4	98"	1.8L	1992-93		99111	99501	

PLYMOUTH TRUCKS & VANS Light Duty

ARROW PICK-UP SERIES

Cyl.	CC / CI	Liter	Year	Specifications	Kit	Cover	Disc	Bearing	Pilot	O.D.	Hub	Teeth
4	2000cc	2.0L	1979-80	2WD, 4WD	91217	92151	93125	94011	95001	8-1/2	7/8	20
4	2000cc	2.0L	1981-82	2WD, 4WD	91225	92151	93121	94031	95001	8-1/2	1	23
4	2600cc	2.6L	1980-82	2WD, 4WD	91360	92211	93171	94031	95001	8-7/8	1	23

TRAILDUSTER

Cyl.	CC / CI	Liter	Year	Specifications	Kit	Cover	Disc	Bearing	Pilot	O.D.	Hub	Teeth
6	225"	3.7L	1974-87	With A833 Transmission	91585	92293	93241	94163	95037	10	1	23
6	225"	3.7L	1978-83	Diaphragm	91689	92337	93281	94163	95037	11	1	23
8	318"	5.2L	1974-87		91642	92309	93263	94163	95037	10-1/2	1	23
8	318"	5.2L	1974-87	Diaphragm	91689	92337	93281	94163	95037	11	1	23
8	360"	5.9L	1974-87	Diaphragm	91689	92337	93281	94163	95037	11	1	23

VOYAGER

Cyl.	CC / CI	Liter	Year	Specifications	Kit	Cover	Disc	Bearing	Pilot	O.D.	Hub	Teeth
4	135"	2.2L	1983-88		91427	92233	93211	94133		9	13/16	18
4	153"	2.5L	1987-89		91427	92233	93211	94133		9	13/16	18
4	153"	2.5L	1989	Turbo	91440	92232	93211	94133		9	13/16	18
4	153"	2.5L	1990	All	91424	92232	93211	94133		9	13/16	18
4	153"	2.5L	1991-92	All	91404	92233	93215	94133		9	15/16	17
4	153"	2.5L	1993-95	Modular Kit With Flywheel	91439					9	13/16	17
6	185"	3.3L	1990		91424	92232	93211	94133		9	13/16	18
6	185"	3.3L	1991-93		91404	92233	93215	94133		9	15/16	17

PONTIAC

6000

Cyl.	CC / CI	Liter	Year	Specifications	Kit	Cover	Disc	Bearing	Pilot	O.D.	Hub	Teeth
6	151"	2.5L	1984		91463	92237	93217	94117	95003	9-1/8	1	14
6	173"	2.8L	1985-89		91465	92239	93217	94137		9-1/8	1	14

ASTRE

Cyl.	CC / CI	Liter	Year	Specifications	Kit	Cover	Disc	Bearing	Pilot	O.D.	Hub	Teeth
4	140"	2.3L	1975-78	Canada	91443	92247	93221	94167	95035	9-1/8	1-1/8	10
4	151"	2.5L	1977-80	Canada	91443	92247	93221	94167	95035	9-1/8	1-1/8	10

BONNEVILLE, CATALINA, VENTURA

Cyl.	CC / CI	Liter	Year	Specifications	Kit	Cover	Disc	Bearing	Pilot	O.D.	Hub	Teeth
8	326"	5.3L	1963-67		91619	92305	93257	94169	95035	10.4	1-1/8	10
8	350"	5.7L	1970-72		91619	92305	93257	94169	95035	10.4	1-1/8	10
8	389"	6.4L	1959-60		91745	92345	93301	94167	95035	11-7/8	1-1/8	10
8	389"	6.4L	1963-66	4 BBL Carburetor	91619	92305	93257	94169	95035	10.4	1-1/8	10
8	389"	6.4L	1964	Diaphragm	91631	92309	93257	94121	95036	10.4	1-1/8	10
8	389"	6.4L	1965-66	4 BBL Carburetor	91723	92335	93295	94121	95035	11	1-1/8	10
8	400"	6.6L	1967-68	With 10-1/2" Cover	91619	92305	93257	94169	95035	10.4	1-1/8	10
8	400"	6.6L	1967-70	11" Clutch	91723	92335	93295	94121	95035	11	1-1/8	10
8	400"	6.6L	1970-72	3 Speed	91631	92309	93257	94121	95036	10.4	1-1/8	10
8	400"	6.6L	1971-72	Heavy Duty	91633	92309	93259	94121	95035	10.4	1-1/8	26
8	428"	7.0L	1967-69		91723	92335	93295	94121	95035	11	1-1/8	10
8	455"	7.5L	1970-71	3 Speed	91723	92335	93295	94121	95035	11	1-1/8	10
8	455"	7.5L	1971-72	4 Speed	91709	92335	93279	94167	95035	11	1-1/8	26

FIERO

Cyl.	CC / CI	Liter	Year	Specifications	Kit	Cover	Disc	Bearing	Pilot	O.D.	Hub	Teeth
4	151"	2.5L	1984		91463	92237	93217	94117	95003	9-1/8	1	14
4	151"	2.5L	1985-88	(to 10/85)	91299	92145	93161	94057	95047	8-1/2	1	14
6	173"	2.8L	1985-87	4 Speed	91463	92237	93217	94117	95003	9-1/8	1	14

PONTIAC

FIERO

Cyl.	CC / CI	Liter	Year	Specifications	Kit	Cover	Disc	Bearing	Pilot	O.D.	Hub	Teeth
6	173"	2.8L	1985-88	5 Speed	91465	92239	93217	94137		9-1/8	1	14

FIREBIRD, TRANS AM

Cyl.	CC / CI	Liter	Year	Specifications	Kit	Cover	Disc	Bearing	Pilot	O.D.	Hub	Teeth
4	151"	2.5L	1982-83	4 Speed	91460	92235	93221	94167	95035	9-1/8	1-1/8	10
4	151"	2.5L	1983	5 Speed	91469	92241	93219	94121	95035	9-1/8	1	14
4	151"	2.5L	1984	4 Speed	91460	92235	93221	94167	95035	9-1/8	1-1/8	10
4	151"	2.5L	1984-87	5 Speed	91469	92241	93219	94121	95035	9-1/8	1	14
6	173"	2.8L	1982-84		91432	92279	93220	94167	95004	9-1/8	1-1/8	10
6	173"	2.8L	1983-84		91549	92243	93235	94121	95004	9-11/16	1	14
6	173"	2.8L	1985-89		91469	92241	93219	94121	95035	9-1/8	1	14
6	191"	3.1L	1990-92		91469	92241	93219	94121	95035	9-1/8	1	14
6	207"	3.4L	1993-95		91547	92284	93230	94121	95003	9-11/16	1-1/8	26
6	230"	3.8L	1967-78		91619	92305	93257	94169	95035	10.4	1-1/8	10
6	230"	3.8L	1979-81		91631	92309	93257	94121	95036	10.4	1-1/8	10
6	230"	3.8L	1996-02		91545	92288	93230	94192	95003	9-11/16	1-1/8	26
6	250"	4.1L	1967-78		91619	92305	93257	94169	95035	10.4	1-1/8	10
6	250"	4.1L	1979		91631	92309	93257	94121	95036	10.4	1-1/8	10
8	301"	4.9L	1977-80		91631	92309	93257	94121	95036	10.4	1-1/8	10
8	305"	5.0L	1977-78		91619	92305	93257	94169	95035	10.4	1-1/8	10
8	305"	5.0L	1979-81	4 Speed, 10T	91631	92309	93257	94121	95036	10.4	1-1/8	10
8	305"	5.0L	1980-81	4 Speed, 26T	91709	92335	93279	94167	95035	11	1-1/8	26
8	305"	5.0L	1980-92		91633	92309	93259	94121	95035	10.4	1-1/8	26
8	326"	5.3L	1967		91631	92309	93257	94121	95036	10.4	1-1/8	10
8	350"	5.7L	1968-73	3 Speed, 2 BBL	91619	92305	93257	94169	95035	10.4	1-1/8	10
8	350"	5.7L	1969-71	10T	91631	92309	93257	94121	95036	10.4	1-1/8	10
8	350"	5.7L	1971-74	4 Speed, 2 BBL 26T	91613	92305	93259	94169	95035	10.4	1-1/8	26
8	350"	5.7L	1975-77	4 Speed	91338	92309	93257	94121	95036			
8	350"	5.7L	1978-79		91631	92309	93257	94121	95036	10.4	1-1/8	10
8	350"	5.7L	1987-92		91338	92309	93257	94121	95036			
8	350"	5.7L	1993-97		91703	92332	93276		95036	11	1-1/8	26
8	350"	5.7L	1998-02		91657					11-3/4	1-1/8	26
8	400"	6.6L	1966-72		91631	92309	93257	94121	95036	10.4	1-1/8	10
8	400"	6.6L	1971-77	4 BBL, 4 Speed	91338	92309	93257	94121	95036			
8	403"	6.6L	1977-79		91709	92335	93279	94167	95035	11	1-1/8	26
8	455"	7.5L	1971-76	4 BBL, 4 Speed	91709	92335	93279	94167	95035	11	1-1/8	26

FIREFLY

Cyl.	CC / CI	Liter	Year	Specifications	Kit	Cover	Disc	Bearing	Pilot	O.D.	Hub	Teeth
3	1000cc	1.0L	1985-88	Canada	91001	92001	93001	94139	95011	6-1/2	3/4	18
3	1000cc	1.0L	1987-91	Turbo Canada	91003	92005	93009	94075	95011	6-3/4	3/4	18
3	1000cc	1.0L	1989-91	Non Turbo Canada	91003	92005	93009	94075	95011	6-3/4	3/4	18
3	1000cc	1.0L	1994-99	Non Turbo Canada	91003	92005	93009	94075	95011	6-3/4	3/4	18
4	1300cc	1.3L	1994-99	Canada	91063	92053	93035	94075	95011	7-1/2	3/4	18

PONTIAC

G5												
Cyl.	CC / CI	Liter	Year	Specifications	Kit	Cover	Disc	Bearing	Pilot	O.D.	Hub	Teeth
4	2198cc	2.2L	2007		91468					8-7/8	15/16	14
4	2384cc	2.4L	2007		91468					8-7/8	15/16	14
G6												
Cyl.	CC / CI	Liter	Year	Specifications	Kit	Cover	Disc	Bearing	Pilot	O.D.	Hub	Teeth
6	3880cc	3.9L	2006	GTP	91672					11	1	23
GRAND AM (FWD)												
Cyl.	CC / CI	Liter	Year	Specifications	Kit	Cover	Disc	Bearing	Pilot	O.D.	Hub	Teeth
4	121"	2.0L	1987-89		91291	92173	93161	94137		8-1/2	1	14
4	134"	2.2L	2002-04		91278					8-1/2	1	14
4	138"	2.3L	1988-92	Quad 4 (8th Digit Of Vin# Is A)	91465	92239	93217	94137		9-1/8	1	14
4	138"	2.3L	1992	Isuzu 5 Speed	91462	92239	93217	94187		9-1/8	1	14
4	138"	2.3L	1992-94	8th Digit of Vin# Is 3	91435	92245	93217	94057		9-1/8	1	14
4	138"	2.3L	1993-94	Quad 4 (8th Digit Of Vin# Is A)	91462	92239	93217	94187		9-1/8	1	14
4	138"	2.3L	1995		91389	92188	93196	94191		8-7/8	1	14
4	146"	2.4L	1996-99		91389	92188	93196	94191		8-7/8	1	14
4	146"	2.4L	2000-01		91388					8-7/8	1	14
4	151"	2.5L	1985-91		91299	92145	93161	94057	95047	8-1/2	1	14
6	181"	3.0L	1987-89		91299	92145	93161	94057	95047	8-1/2	1	14
6	191"	3.1L	1994-98		91462	92239	93217	94187		9-1/8	1	14
GRAND AM (RWD)												
Cyl.	CC / CI	Liter	Year	Specifications	Kit	Cover	Disc	Bearing	Pilot	O.D.	Hub	Teeth
6	231"	3.8L	1979		91631	92309	93257	94121	95036	10.4	1-1/8	10
8	301"	4.9L	1979		91631	92309	93257	94121	95036	10.4	1-1/8	10
8	305"	5.0L	1978-79		91619	92305	93257	94169	95035	10.4	1-1/8	10
8	400"	6.6L	1973-74		91709	92335	93279	94167	95035	11	1-1/8	26
8	455"	7.5L	1973-75	4 Speed, 4 BBL	91709	92335	93279	94167	95035	11	1-1/8	26
GRAND PRIX (FWD)												
Cyl.	CC / CI	Liter	Year	Specifications	Kit	Cover	Disc	Bearing	Pilot	O.D.	Hub	Teeth
6	173"	2.8L	1988-89		91465	92239	93217	94137		9-1/8	1	14
6	191"	3.1L	1989-92	Turbo Non Turbo	91465	92239	93217	94137		9-1/8	1	14
6	207"	3.4L	1991-94		91542					9-5/8	1	23
GRAND PRIX (RWD)												
Cyl.	CC / CI	Liter	Year	Specifications	Kit	Cover	Disc	Bearing	Pilot	O.D.	Hub	Teeth
6	231"	3.8L	1978		91619	92305	93257	94169	95035	10.4	1-1/8	10
8	389"	6.4L	1962-66	2 BBL	91619	92305	93257	94169	95035	10.4	1-1/8	10
8	389"	6.4L	1964	Diaphragm	91631	92309	93257	94121	95036	10.4	1-1/8	10
8	389"	6.4L	1965-66	4 BBL	91723	92335	93295	94121	95035	11	1-1/8	10
8	400"	6.6L	1967-68	10-1/2" Clutch	91619	92305	93257	94169	95035	10.4	1-1/8	10
8	400"	6.6L	1967-70	11" Clutch	91723	92335	93295	94121	95035	11	1-1/8	10
8	400"	6.6L	1970-72	3 Speed	91631	92309	93257	94121	95036	10.4	1-1/8	10
8	400"	6.6L	1971-72	4 Speed	91338	92309	93257	94121	95036			
8	400"	6.6L	1971-72	Heavy Duty	91633	92309	93259	94121	95035	10.4	1-1/8	26
8	428"	7.0L	1967-70	11" Clutch	91723	92335	93295	94121	95035	11	1-1/8	10
8	455"	7.5L	1970-71	3 Speed	91723	92335	93295	94121	95035	11	1-1/8	10
8	455"	7.5L	1971-72	4 Speed	91709	92335	93279	94167	95035	11	1-1/8	26
GTO												
Cyl.	CC / CI	Liter	Year	Specifications	Kit	Cover	Disc	Bearing	Pilot	O.D.	Hub	Teeth
8	350"	5.7L	1970-71	2 BBL	91619	92305	93257	94169	95035	10.4	1-1/8	10
8	350"	5.7L	1970-71	4 BBL	91631	92309	93257	94121	95036	10.4	1-1/8	10
8	350"	5.7L	2004		91657					11-3/4	1-1/8	26
8	363"	6.0L	2005-06		91740					11-1/2	1-1/8	10
8	389"	6.4L	1964-66		91631	92309	93257	94121	95036	10.4	1-1/8	10
8	400"	6.6L	1967-72		91631	92309	93257	94121	95036	10.4	1-1/8	10
8	400"	6.6L	1971-74	4 BBL, 26T	91338	92309	93257	94121	95036			
8	455"	7.5L	1970		91723	92335	93295	94121	95035	11	1-1/8	10
8	455"	7.5L	1971-76		91709	92335	93279	94167	95035	11	1-1/8	26
J2000												
Cyl.	CC / CI	Liter	Year	Specifications	Kit	Cover	Disc	Bearing	Pilot	O.D.	Hub	Teeth
4	112"	1.8L	1982	4 Speed 8" Clutch	91169	92109	93101	94117		8	1	14
4	112"	1.8L	1982-84	5 Speed	91301	92169	93161	94057		8-1/2	1	14
4	112"	1.8L	1983-84	4 Speed 8-1/2" Clutch	91289	92169	93161	94117		8-1/2	1	14
4	112"	1.8L	1984	Turbo	91263	92173	93161	94117		8-1/2	1	14

PONTIAC

J2000

Cyl.	CC / CI	Liter	Year	Specifications	Kit	Cover	Disc	Bearing	Pilot	O.D.	Hub	Teeth
4	121"	2.0L	1983-84	4 Speed	91169	92109	93101	94117		8	1	14
4	121"	2.0L	1983-84	5 Speed	91299	92145	93161	94057	95047	8-1/2	1	14

LEMANS (RWD)

Cyl.	CC / CI	Liter	Year	Specifications	Kit	Cover	Disc	Bearing	Pilot	O.D.	Hub	Teeth
6	231"	3.8L	1977-78		91619	92305	93257	94169	95035	10.4	1-1/8	10
6	231"	3.8L	1979		91631	92309	93257	94121	95036	10.4	1-1/8	10
8	260"	4.3L	1976		91619	92305	93257	94169	95035	10.4	1-1/8	10
8	301"	5.0L	1979		91631	92309	93257	94121	95036	10.4	1-1/8	10
8	350"	5.7L	1971	4 BBL	91613	92305	93259	94169	95035	10.4	1-1/8	26
8	350"	5.7L	1971	3 Speed, 2 BBL	91619	92305	93257	94169	95035	10.4	1-1/8	10
8	350"	5.7L	1971	4 Speed, 2 BBL	91631	92309	93257	94121	95036	10.4	1-1/8	10
8	400"	6.6L	1970-71	4 Speed, 4 BBL	91338	92309	93257	94121	95036			
8	400"	6.6L	1970-71	3 Speed	91631	92309	93257	94121	95036	10.4	1-1/8	10
8	455"	7.5L	1971		91709	92335	93279	94167	95035	11	1-1/8	26

LEMANS(FWD)

Cyl.	CC / CI	Liter	Year	Specifications	Kit	Cover	Disc	Bearing	Pilot	O.D.	Hub	Teeth
4	121"	2.0L	1989-91	5 Speed	91269					8-1/2	13/16	24
4	98"	1.6L	1988	F-13, 14T	91076					7-7/8	3/4	14
4	98"	1.6L	1988-93	F-16, 24T	91192	92058	93058	94032		7-7/8	13/16	24

PHOENIX

Cyl.	CC / CI	Liter	Year	Specifications	Kit	Cover	Disc	Bearing	Pilot	O.D.	Hub	Teeth
4	151"	2.5L	1980-85	Replaces 9 11/16" Clutch	91463	92237	93217	94117	95003	9-1/8	1	14
6	173"	2.8L	1980-84		91463	92237	93217	94117	95003	9-1/8	1	14
6	231"	3.8L	1978		91619	92305	93257	94169	95035	10.4	1-1/8	10
6	231"	3.8L	1979		91631	92309	93257	94121	95036	10.4	1-1/8	10
8	305"	5.0L	1977-78		91619	92305	93257	94169	95035	10.4	1-1/8	10
8	305"	5.0L	1979		91631	92309	93257	94121	95036	10.4	1-1/8	10
8	350"	5.7L	1977	2 BBL	91613	92305	93259	94169	95035	10.4	1-1/8	26
8	350"	5.7L	1977	4 BBL	91631	92309	93257	94121	95036	10.4	1-1/8	10

PURSUIT

Cyl.	CC / CI	Liter	Year	Specifications	Kit	Cover	Disc	Bearing	Pilot	O.D.	Hub	Teeth
4	134"	2.2L	2005-06	Canada	91468					8-7/8	15/16	14

SOLSTICE

Cyl.	CC / CI	Liter	Year	Specifications	Kit	Cover	Disc	Bearing	Pilot	O.D.	Hub	Teeth
4	1998cc	2.0L	2007		TBA					9-11/16	1-1/8	26
4	2384cc	2.4L	2006-07		TBA					9-11/16	1-1/8	26

SUNBIRD

Cyl.	CC / CI	Liter	Year	Specifications	Kit	Cover	Disc	Bearing	Pilot	O.D.	Hub	Teeth
4	112"	1.8L	1983-86	4 Speed	91289	92169	93161	94117		8-1/2	1	14
4	112"	1.8L	1983-86	5 Speed	91301	92169	93161	94057		8-1/2	1	14
4	112"	1.8L	1984-86	Turbo	91263	92173	93161	94117		8-1/2	1	14
4	121"	2.0L	1983-86	4 Speed	91169	92109	93101	94117		8	1	14
4	121"	2.0L	1983-86	5 Speed	91299	92145	93161	94057	95047	8-1/2	1	14
4	121"	2.0L	1987-90	M-Type, Turbo	91291	92173	93161	94137		8-1/2	1	14
4	121"	2.0L	1987-94	K-Type (O.E. Kit Is 8")	91301	92169	93161	94057		8-1/2	1	14
4	140"	2.3L	1975-78		91443	92247	93221	94167	95035	9-1/8	1-1/8	10
4	151"	2.5L	1977-80		91443	92247	93221	94167	95035	9-1/8	1-1/8	10
6	191"	3.1L	1991-92		91465	92239	93217	94137		9-1/8	1	14
6	191"	3.1L	1993-94		91462	92239	93217	94187		9-1/8	1	14
6	231"	3.8L	1976-78		91443	92247	93221	94167	95035	9-1/8	1-1/8	10

SUNBURST

Cyl.	CC / CI	Liter	Year	Specifications	Kit	Cover	Disc	Bearing	Pilot	O.D.	Hub	Teeth
4	1500cc	1.5L	1985-89	Non Turbo Canada	91033	92027	93031	94057	95007	7-1/4	1	14
4	1500cc	1.5L	1987-89	Turbo Canada	91287	92181	93161	94057		8-1/2	1	14

SUNFIRE

Cyl.	CC / CI	Liter	Year	Specifications	Kit	Cover	Disc	Bearing	Pilot	O.D.	Hub	Teeth
4	134"	2.2L	1995-99	VIN 4 MFI	91280	92177	93161	94191		8-1/2	1	14
4	134"	2.2L	2000-02	VIN 4 MFI	91282					8-1/2	1	14
4	134"	2.2L	2002-05	VIN F MFI	91278					8-1/2	1	14
4	138"	2.3L	1995	DOHC, VIN D, MFI	91389	92188	93196	94191		8-7/8	1	14
4	146"	2.4L	1996-97	Canada, MK7 Transmission	91280	92177	93161	94191		8-1/2	1	14
4	146"	2.4L	1996-99	Canada, MJ1 Transmission	91389	92188	93196	94191		8-7/8	1	14

PONTIAC

SUNFIRE

Cyl.	CC / CI	Liter	Year	Specifications	Kit	Cover	Disc	Bearing	Pilot	O.D.	Hub	Teeth
4	146"	2.4L	2000-02		91388					8-7/8	1	14

SUNRUNNER

Cyl.	CC / CI	Liter	Year	Specifications	Kit	Cover	Disc	Bearing	Pilot	O.D.	Hub	Teeth
4	1600cc	1.6L	1994-97		91229	92155	93125	94055	95011	8-1/2	7/8	20

T-1000

Cyl.	CC / CI	Liter	Year	Specifications	Kit	Cover	Disc	Bearing	Pilot	O.D.	Hub	Teeth
4	112"	1.8L	1982-86	Diesel	91127	92095	93083	94007	95003	7-7/8	1	24
4	85"	1.4L	1976-77		91007	92006	93010	94121	95004	7	1	14
4	98"	1.6L	1981		91007	92006	93010	94121	95004	7	1	14
4	98"	1.6L	1982-87		91171	92109	93101	94121	95004	8	1	14

TEMPEST

Cyl.	CC / CI	Liter	Year	Specifications	Kit	Cover	Disc	Bearing	Pilot	O.D.	Hub	Teeth
4	121"	2.0L	1987-89	4 Speed	91463	92237	93217	94117	95003	9-1/8	1	14
4	134"	2.2L	1990-91	Isuzu 5 Speed	91299	92145	93161	94057	95047	8-1/2	1	14
6	173"	2.8L	1987-89	Isuzu 5 Speed	91435	92245	93217	94057		9-1/8	1	14
6	173"	2.8L	1987-89	Muncie 4 Speed	91465	92239	93217	94137		9-1/8	1	14
6	191"	3.1L	1990-91	Muncie 4 Speed	91465	92239	93217	94137		9-1/8	1	14

TEMPEST, T37

Cyl.	CC / CI	Liter	Year	Specifications	Kit	Cover	Disc	Bearing	Pilot	O.D.	Hub	Teeth
6	215"	3.5L	1964-65		91619	92305	93257	94169	95035	10.4	1-1/8	10
6	225"	3.7L	1964-65		91619	92305	93257	94169	95035	10.4	1-1/8	10
6	230"	3.8L	1966-67		91631	92309	93257	94121	95036	10.4	1-1/8	10
6	231"	3.8L	1977	4 Speed, 2 BBL	91443	92247	93221	94167	95035	9-1/8	1-1/8	10
6	250"	4.1L	1968-69	4 BBL	91631	92309	93257	94121	95036	10.4	1-1/8	10
6	250"	4.1L	1968-76		91619	92305	93257	94169	95035	10.4	1-1/8	10
8	260"	4.3L	1975-76	2 BBL, 3 Speed	91619	92305	93257	94169	95035	10.4	1-1/8	10
8	305"	5.0L	1977	2 BBL, 3 Speed	91619	92305	93257	94169	95035	10.4	1-1/8	10
8	326"	5.3L	1963-67	2 BBL	91619	92305	93257	94169	95035	10.4	1-1/8	10
8	350"	5.7L	1968-77	2 BBL, 3 Speed	91619	92305	93257	94169	95035	10.4	1-1/8	10
8	350"	5.7L	1971-74	2 BBL, 4 Speed	91613	92305	93259	94169	95035	10.4	1-1/8	26
8	350"	5.7L	1975-77	2 BBL, 3 Speed	91338	92309	93257	94121	95036			
8	389"	6.4L	1963-67	2 BBL	91619	92305	93257	94169	95035	10.4	1-1/8	10
8	389"	6.4L	1965-66	4 BBL	91723	92335	93295	94121	95035	11	1-1/8	10
8	400"	6.6L	1967-72		91631	92309	93257	94121	95036	10.4	1-1/8	10
8	400"	6.6L	1971-77	4 BBL, 4 Speed	91338	92309	93257	94121	95036			
8	455"	7.5L	1970-71	4 BBL, 3 Speed	91723	92335	93295	94121	95035	11	1-1/8	10
8	455"	7.5L	1971-73	4 Speed	91709	92335	93279	94167	95035	11	1-1/8	26

VENTURA

Cyl.	CC / CI	Liter	Year	Specifications	Kit	Cover	Disc	Bearing	Pilot	O.D.	Hub	Teeth
4	151"	2.5L	1977-78		91443	92247	93221	94167	95035	9-1/8	1-1/8	10
6	231"	3.8L	1977	2 BBL, 4 Speed	91443	92247	93221	94167	95035	9-1/8	1-1/8	10
6	250"	4.1L	1971-76	1-Barrel, 3 Speed	91619	92305	93257	94169	95035	10.4	1-1/8	10
8	260"	4.3L	1975-76		91619	92305	93257	94169	95035	10.4	1-1/8	10
8	305"	5.0L	1977	2 BBL, 3 Speed	91619	92305	93257	94169	95035	10.4	1-1/8	10
8	307"	5.0L	1971-72		91613	92305	93259	94169	95035	10.4	1-1/8	26
8	350"	5.7L	1972-74	2 BBL, 4 Speed	91613	92305	93259	94169	95035	10.4	1-1/8	26
8	350"	5.7L	1972-77	2 BBL, 3 Speed	91619	92305	93257	94169	95035	10.4	1-1/8	10
8	350"	5.7L	1975-77	3 Speed, 26T	91338	92309	93257	94121	95036			

VIBE

Cyl.	CC / CI	Liter	Year	Specifications	Kit	Cover	Disc	Bearing	Pilot	O.D.	Hub	Teeth
4	1762cc	1.8L	2003-06	Except GT	91195	92127	93113	94113		8-5/16	15/16	21
4	1762cc	1.8L	2003-06	GT 6 Speed	91224					8-5/16	15/16	21

PONTIAC Hydraulics

6000

Cyl.	CC / CI	Liter	Year	Specifications	Master	Slave	Prefilled Master
6	173"	2.8L	1987-89		99052	99466	

ASTRE, J2000, SUNBIRD

Cyl.	CC / CI	Liter	Year	Specifications	Master	Slave	Prefilled Master
4	112"	1.8L	1985-86	O-Type Non Turbo	99104	99466	
4	112"	1.8L	1985-86		99104	99466	
4	121"	2.0L	1983-86	5 Speed	99104	99466	

PONTIAC Hydraulics

ASTRE, J2000, SUNBIRD

Cyl.	CC / CI	Liter	Year	Specifications	Master	Slave	Prefilled Master
4	121"	2.0L	1987		99116	99466	
4	121"	2.0L	1987-88	K-Type Non Turbo	99116	99466	
4	121"	2.0L	1987-88	M-Type (Turbo)	99116	99466	
4	121"	2.0L	1989-90	M-Type (Turbo)	99128	99466	
4	121"	2.0L	1989-91	K-Type Non Turbo	99128	99466	
4	121"	2.0L	1992-94		99128	99466	99957
6	191"	3.1L	1991-92		99128	99464	99933
6	191"	3.1L	1993-94		99000	w/Bearing	

FIERO

Cyl.	CC / CI	Liter	Year	Specifications	Master	Slave	Prefilled Master
4	151"	2.5L	1985	(to 9/85)	99252	99713	
4	151"	2.5L	1985-86	(from 10/85)	99280	99713	
4	151"	2.5L	1986-88	(from 5/86)	99255	99713	
6	173"	2.8L	1985	4 Speed (to 9/85)	99252	99713	
6	173"	2.8L	1985	5 Speed (to 9/85)	99252	99715	
6	173"	2.8L	1985-86	5 Speed (from 10/85)	99280	99715	
6	173"	2.8L	1985-87	4 Speed (from 10/85)	99280	99713	
6	173"	2.8L	1986-87	5 Speed (from 5/86)	99255	99715	
6	173"	2.8L	1988		99255	99715	

FIREBIRD, TRANS AM

Cyl.	CC / CI	Liter	Year	Specifications	Master	Slave	Prefilled Master
4	151"	2.5L	1984-86		99036	99444	
6	173"	2.8L	1984		99036	99444	
6	173"	2.8L	1985-89		99046	99444	
6	191"	3.1L	1990-92		99046	99444	
6	204"	3.4L	1993-95	CMC Push Rod Stamped CV601A	99144	99436	99975
6	204"	3.4L	1995	CMC Push Rod Stamped H603A	99040	99436	
6	231"	3.8L	1996-02	6 Speed	99040	99436	
6	231"	3.8L	1998-02	5 Speed	99040	99488	
8	305"	5.0L	1984-92		99036	99444	
8	350"	5.7L	1993-95	LT1 Engine CMC push rod stamped CV601A	99144	99436	99975
8	350"	5.7L	1995-97	LT1 Engine CMC push rod stamped H603A	99040	99436	
8	350"	5.7L	1998-02	Modular	99040	99711	

GRAND AM (FWD)

Cyl.	CC / CI	Liter	Year	Specifications	Master	Slave	Prefilled Master
4	121"	2.0L	1987-89	Turbo	99102	99466	
4	138"	2.3L	1988-91		99102	99466	
4	138"	2.3L	1992	DOHC, With External Slave	99102	99464	99992
4	138"	2.3L	1992-94	DOHC, VIN "A" Slave Included	99000	w/Bearing	
4	138"	2.3L	1992-94	SOHC	99102	99464	
4	138"	2.3L	1995		99000	w/Bearing	
4	146"	2.4L	1996-98	5 Speed Slave Included	99000	w/Bearing	
4	151"	2.5L	1986		99118	99466	
4	151"	2.5L	1987-91		99110	99466	

GRAND PRIX (FWD)

Cyl.	CC / CI	Liter	Year	Specifications	Master	Slave	Prefilled Master
6	173"	2.8L	1988-89		99106	99464	
6	191"	3.1L	1990		99106	99464	
6	205"	3.4L	1991-94	Pull Type	99132	99416	

SUNFIRE

Cyl.	CC / CI	Liter	Year	Specifications	Master	Slave	Prefilled Master
4	134"	2.2L	1989-91		99128	99466	
4	134"	2.2L	1992-94		99128	99464	
4	134"	2.2L	1995-02	VIN 4 Slave Included	99146		
4	134"	2.2L	2002-05	VIN F Slave Included	99146		
4	138"	2.3L	1995	VIN D DOHC Slave Included	99146		
4	146"	2.4L	1996-99	5 Speed MJ Slave Included	99146		
4	146"	2.4L	2000-02		99146		
4	173"	2.8L	1985-86		99104	99466	
4	173"	2.8L	1987-88		99116	99466	

PONTIAC Hydraulics

SUNFIRE

Cyl.	CC / CI	Liter	Year	Specifications	Master	Slave	Prefilled Master
4	173"	2.8L	1989		99128	99464	
6	189"	3.1L	1990-92		99286		
6	189"	3.1L	1993-94		99128	99464	

PUMA

GT

Cyl.	CC / CI	Liter	Year	Specifications	Kit	Cover	Disc	Bearing	Pilot	O.D.	Hub	Teeth
4	1600cc	1.6L	1981-82	Canada	91149	92022	93099	94081	95023	7-7/8	13/16	24

RENAULT

ALLIANCE, ALLIANCE GTA

Cyl.	CC / CI	Liter	Year	Specifications	Kit	Cover	Disc	Bearing	Pilot	O.D.	Hub	Teeth
4	1400cc	1.4L	1982-87		91029					7-1/8	27/32	26
4	1700cc	1.7L	1985-87		91139	92098	93092	94022		7-7/8	13/16	26
4	2000cc	2.0L	1985-87		91139	92098	93092	94022		7-7/8	13/16	26

ENCORE

Cyl.	CC / CI	Liter	Year	Specifications	Kit	Cover	Disc	Bearing	Pilot	O.D.	Hub	Teeth
4	1400cc	1.4L	1982-87		91029					7-1/8	27/32	26
4	1700cc	1.7L	1985-87		91139	92098	93092	94022		7-7/8	13/16	26

SAAB

9-3

Cyl.	CC / CI	Liter	Year	Specifications	Kit	Cover	Disc	Bearing	Pilot	O.D.	Hub	Teeth
4	1985cc	2.0L	1999-03		91896					9	1	14
4	1985cc	2.0L	2004-05	5 Speed	91340							
4	2300cc	2.3L	1999-02		91256	92168	93156	94118		8-1/2	1	14

9-5

Cyl.	CC / CI	Liter	Year	Specifications	Kit	Cover	Disc	Bearing	Pilot	O.D.	Hub	Teeth
4	2290cc	2.3L	1999-05	Except Aero	91898					9	1	14
4	2290cc	2.3L	2005	Aero	91292							
6	2961cc	3.0L	2002		91292							

900

Cyl.	CC / CI	Liter	Year	Specifications	Kit	Cover	Disc	Bearing	Pilot	O.D.	Hub	Teeth
4	2000cc	2.0L	1979-84	Includes Turbo	91163					8	3/4	17
4	2000cc	2.0L	1984-91		91257	92192	93150	94084	95005	8-1/2	3/4	17
4	2000cc	2.0L	1990-93	Turbo 16 Valve Engine	91184	92216	93158	94084	95005	8-5/8	25/32	17
4	2000cc	2.0L	1994-98	All	91426					9	1	14
4	2100cc	2.1L	1991-93		91257	92192	93150	94084	95005	8-1/2	3/4	17
4	2100cc	2.1L	1994	16 Valve	91426					9	1	14
4	2300cc	2.3L	1994	To Engine # R129242	91426					9	1	14
4	2300cc	2.3L	1994-98	from Engine # R129243	91252	92120	93148	94032		8-1/2	1	14
6	2500cc	2.5L	1994-95	S, SE	91394					9	1	14

9000

Cyl.	CC / CI	Liter	Year	Specifications	Kit	Cover	Disc	Bearing	Pilot	O.D.	Hub	Teeth
4	2000cc	2.0L	1986-93	Turbo 16 Valve Engine	91420	92216	93198	94084	95005	9	3/4	17
4	2000cc	2.0L	1990-93	Turbo 16 Valve Engine (to Transmission # 41692)	91420	92216	93198	94084	95005	9	3/4	17
4	2300cc	2.3L	1990-93	Turbo 16 Valve Engine	91506				95005	9-7/16	3/4	17
4	2300cc	2.3L	1991-93	Non Turbo, 16 Valve Engine	91248	92192	93150	94084	95005	8-1/2	3/4	17
4	2300cc	2.3L	1994	16 Valve	91252	92120	93148	94032		8-1/2	1	14
4	2300cc	2.3L	1994-98	Turbo 16 Valve Engine	91438					9	31/32	14
6	3000cc	3.0L	1995-98		91438					9	31/32	14

All

Cyl.	CC / CI	Liter	Year	Specifications	Kit	Cover	Disc	Bearing	Pilot	O.D.	Hub	Teeth
4	2000cc	2.0L	1976-80	Non Turbo	91163					8	3/4	17
4	2000cc	2.0L	1976-81	Includes Turbo	91163					8	3/4	17

SAAB Hydraulics

99

Cyl.	CC / CI	Liter	Year	Specifications	Master	Slave	Prefilled Master
4	2000cc	2.0L	1976-81		99023	99417	

SAAB Hydraulics

900												
Cyl.	CC / CI	Liter	Year	Specifications	Master	Slave	Prefilled Master					
4	2000cc	2.0L	1979-85	S, 4 & 5 Speed	99027	99419						
4	2000cc	2.0L	1985-89	Turbo 16V	99027	99419						

9000												
Cyl.	CC / CI	Liter	Year	Specifications	Master	Slave	Prefilled Master					
4	2000cc	2.0L	1986-90	Turbo	99031	99421						
4	2000cc	2.0L	1987-90	16 Valve	99029	99421						
4	2300cc	2.3L	1990-93	Turbo	99031	99421						
4	2300cc	2.3L	1991-93	16 Valve	99031	99421						

SATURN

ION												
Cyl.	CC / CI	Liter	Year	Specifications	Kit	Cover	Disc	Bearing	Pilot	O.D.	Hub	Teeth
4	122"	2.0L	2004-06	Red Line	91467							
4	134"	2.2L	2003-06		91387					9	15/16	14

L SERIES												
Cyl.	CC / CI	Liter	Year	Specifications	Kit	Cover	Disc	Bearing	Pilot	O.D.	Hub	Teeth
4	134"	2.2L	2000-03		91164	92202	93138	94118		9	1	14

S SERIES												
Cyl.	CC / CI	Liter	Year	Specifications	Kit	Cover	Disc	Bearing	Pilot	O.D.	Hub	Teeth
4	116"	1.9L	1991-99	SC, SL, SW Series	91193	92113	93105	94173		8-1/4	15/16	22
4	116"	1.9L	2000-02		91208					8-1/2	15/16	22

SATURN Hydraulics

L SERIES												
Cyl.	CC / CI	Liter	Year	Specifications	Master	Slave	Prefilled Master					
4	134"	2.2L	2000-03	5 Speed	99234	99424						

S SERIES												
Cyl.	CC / CI	Liter	Year	Specifications	Master	Slave	Prefilled Master					
4	116"	1.9L	1991-99	SC, SL, SW Series	99000	99424	99871					
4	116"	1.9L	2000-02	5 Speed			99873					

SATURN TRUCKS Light Duty

VUE												
Cyl.	CC / CI	Liter	Year	Specifications	Kit	Cover	Disc	Bearing	Pilot	O.D.	Hub	Teeth
4	134"	2.2L	2002-06		91162					9	1	14

SCION

TC												
Cyl.	CC / CI	Liter	Year	Specifications	Kit	Cover	Disc	Bearing	Pilot	O.D.	Hub	Teeth
4	2400cc	2.4L	2005-06		91489	92261	93225	94067	95007	9-1/4	1-1/8	21

XA, XB												
Cyl.	CC / CI	Liter	Year	Specifications	Kit	Cover	Disc	Bearing	Pilot	O.D.	Hub	Teeth
4	1497cc	1.5L	2003-06		91196	92127	93113	94050		8-3/8	1	21

STERLING

825												
Cyl.	CC / CI	Liter	Year	Specifications	Kit	Cover	Disc	Bearing	Pilot	O.D.	Hub	Teeth
4	2500cc	2.5L	1987-91		91347	92187	93169	94103		8-7/8	31/32	24

827												
Cyl.	CC / CI	Liter	Year	Specifications	Kit	Cover	Disc	Bearing	Pilot	O.D.	Hub	Teeth
4	2700cc	2.7L	1987-91		91347	92187	93169	94103		8-7/8	31/32	24

STERLING Hydraulics

825												
Cyl.	CC / CI	Liter	Year	Specifications	Master	Slave	Prefilled Master					
6	152"	2.5L	1988-91	(from Engine # 6500001)	99021	99609						
6	152"	2.5L	1988-91	(to Engine # 6500000)	99021	99415						

827												
Cyl.	CC / CI	Liter	Year	Specifications	Master	Slave	Prefilled Master					
6	163"	2.7L	1988-91	(from Engine # 6500001)	99021	99609						
6	163"	2.7L	1988-91	(to Engine # 6500000)	99021	99415						

SUBARU

1400

Cyl.	CC / CI	Liter	Year	Specifications	Kit	Cover	Disc	Bearing	Pilot	O.D.	Hub	Teeth
4	1600cc	1.6L	1976-80		91117	92087	93088	94013	95018	7-7/8	3/4	23
4	1600cc	1.6L	1981-93		91115	92087	93091	94013	95007	7-7/8	7/8	21
4	1600cc	1.6L	1984	4WD	91363	92217	93191	94037	95007	8-3/4	13/16	21
4	1800cc	1.8L	1980-82	4WD	91115	92087	93091	94013	95007	7-7/8	7/8	21
4	1800cc	1.8L	1980-91	2WD	91115	92087	93091	94013	95007	7-7/8	7/8	21
4	1800cc	1.8L	1983-84	4WD	91363	92217	93191	94037	95007	8-3/4	13/16	21
4	1800cc	1.8L	1985-91	4WD	91369	92217	93193	94039	95007	8-13/16	1	24

BRAT

Cyl.	CC / CI	Liter	Year	Specifications	Kit	Cover	Disc	Bearing	Pilot	O.D.	Hub	Teeth
4	1595cc	1.6L	1978-80		91117	92087	93088	94013	95018			

BRAT, H/B

Cyl.	CC / CI	Liter	Year	Specifications	Kit	Cover	Disc	Bearing	Pilot	O.D.	Hub	Teeth
4	1595cc	1.6L	1982-89		91115	92087	93091	94013	95007	7-7/8	7/8	21
4	1781cc	1.8L	1981-85		91115	92087	93091	94013	95007	7-7/8	7/8	21
4	1781cc	1.8L	1983-89		91363	92217	93191	94037	95007	8-3/4	13/16	21

FORESTER

Cyl.	CC / CI	Liter	Year	Specifications	Kit	Cover	Disc	Bearing	Pilot	O.D.	Hub	Teeth
4	2458cc	2.5L	1998-06		91372	92225	93166	94109	95007	8-7/8	1	24
4	2458cc	2.5L	2004-06	Turbo	91324					9	1	24

IMPREZA, RS

Cyl.	CC / CI	Liter	Year	Specifications	Kit	Cover	Disc	Bearing	Pilot	O.D.	Hub	Teeth
4	1781cc	1.8L	1993-95	2WD	91119	92095	93098	94199	95007	7-7/8	7/8	21
4	1781cc	1.8L	1993-97		91371	92225	93195	94109	95007	8-13/16	1	24
4	1781cc	1.8L	1995	2WD	91121	92095	93098	94109	95007			
4	1994cc	2.0L	2002-05	WRX	91324					9	1	24
4	2212cc	2.2L	1995-02		91371	92225	93195	94109	95007	8-13/16	1	24
4	2458cc	2.5L	1998-06		91372	92225	93166	94109	95007	8-7/8	1	24

JUSTY

Cyl.	CC / CI	Liter	Year	Specifications	Kit	Cover	Disc	Bearing	Pilot	O.D.	Hub	Teeth
3	1200cc	1.2L	1987-91		91013	92017	93023	94013	95010	7-1/8	3/4	23
3	1200cc	1.2L	1990-94	(from 12/90)	91015	92017	93023	94115	95010	7-1/8	3/4	23

LEGACY, LEGACY WAGON, LEGACY OUTBACK

Cyl.	CC / CI	Liter	Year	Specifications	Kit	Cover	Disc	Bearing	Pilot	O.D.	Hub	Teeth
4	2212cc	2.2L	1990-99	2 & 4WD, Non Turbo	91371	92225	93195	94109	95007	8-13/16	1	24
4	2212cc	2.2L	1991-94	Turbo	91307	92220	93195	94108	95007	8-13/16	1	24
4	2458cc	2.5L	1997-06	Non Turbo	91372	92225	93166	94109	95007	8-7/8	1	24
4	2458cc	2.5L	2005-06	Turbo	91372	92225	93166	94109	95007	8-7/8	1	24

LEONE, LOYALE

Cyl.	CC / CI	Liter	Year	Specifications	Kit	Cover	Disc	Bearing	Pilot	O.D.	Hub	Teeth
4	1781cc	1.8L	1985-94	2WD, Non Turbo	91115	92087	93091	94013	95007	7-7/8	7/8	21
4	1781cc	1.8L	1985-94	All	91369	92217	93193	94039	95007	8-13/16	1	24

OUTBACK

Cyl.	CC / CI	Liter	Year	Specifications	Kit	Cover	Disc	Bearing	Pilot	O.D.	Hub	Teeth
4	2458cc	2.5L	1997-06		91372	92225	93166	94109	95007	8-7/8	1	24
4	2458cc	2.5L	2005-06	Turbo	91228					8-7/8	1	24

XT

Cyl.	CC / CI	Liter	Year	Specifications	Kit	Cover	Disc	Bearing	Pilot	O.D.	Hub	Teeth
4	1781cc	1.8L	1985-91	2WD, Non Turbo	91115	92087	93091	94013	95007	7-7/8	7/8	21
4	1781cc	1.8L	1985-91	2WD, 4WD, Turbo	91369	92217	93193	94039	95007	8-13/16	1	24

XT6

Cyl.	CC / CI	Liter	Year	Specifications	Kit	Cover	Disc	Bearing	Pilot	O.D.	Hub	Teeth
6	2672cc	2.7L	1988-92		91367	92223	93193	94039	95007	8-13/16	1	24

SUBARU Hydraulics

IMPREZA

Cyl.	CC / CI	Liter	Year	Specifications	Master	Slave	Prefilled Master
4	2457cc	2.5L	1998-06	Includes RS	99209	99621	

LEGACY

Cyl.	CC / CI	Liter	Year	Specifications	Master	Slave	Prefilled Master
4	2458cc	2.5L	1996-06		99208	99621	

SUBARU LIGHT TRUCK

BAJA

Cyl.	CC / Cl	Liter	Year	Specifications	Kit	Cover	Disc	Bearing	Pilot	O.D.	Hub	Teeth
4	2458cc	2.5L	2003-06	Non Turbo	91372	92225	93166	94109	95007	8-7/8	1	24
4	2458cc	2.5L	2004-06	Turbo	91324					9	1	24

SUZUKI

AERIO

Cyl.	CC / Cl	Liter	Year	Specifications	Kit	Cover	Disc	Bearing	Pilot	O.D.	Hub	Teeth
4	2000cc	2.0L	2002-05		91086	92056	93093	94075		7-7/8	7/8	20
4	2300cc	2.3L	2004-05		91086	92056	93093	94075		7-7/8	7/8	20

ESTEEM

Cyl.	CC / Cl	Liter	Year	Specifications	Kit	Cover	Disc	Bearing	Pilot	O.D.	Hub	Teeth
4	1600cc	1.6L	1995-00		91048	92053	93035	94075	95011	7-1/2	3/4	18
4	1800cc	1.8L	1999-02		91086	92056	93093	94075		7-7/8	7/8	20

FORSA

Cyl.	CC / Cl	Liter	Year	Specifications	Kit	Cover	Disc	Bearing	Pilot	O.D.	Hub	Teeth
3	1000cc	1.0L	1985-88		91001	92001	93001	94139	95011	6-1/2	3/4	18
3	1000cc	1.0L	1985-88	Turbo	91061	92053	93035	94139	95011			
4	1000cc	1.0L	1989-93		91003	92005	93009	94075	95011			

GRAND VITARA, GRAND VITARA XL-7

Cyl.	CC / Cl	Liter	Year	Specifications	Kit	Cover	Disc	Bearing	Pilot	O.D.	Hub	Teeth
6	2500cc	2.5L	1999-05		91320	92197	93167	94019	95001	8-7/8	1-1/8	21
6	2700cc	2.7L	2001-04		91537					9-7/16	1-1/8	21

RENO

Cyl.	CC / Cl	Liter	Year	Specifications	Kit	Cover	Disc	Bearing	Pilot	O.D.	Hub	Teeth
4	1998cc	2.0L	2005		91300							

SWIFT

Cyl.	CC / Cl	Liter	Year	Specifications	Kit	Cover	Disc	Bearing	Pilot	O.D.	Hub	Teeth
4	1298cc	1.3L	1989-01		91063	92053	93035	94075	95011			
4	1300cc	1.3L	1988-01		91063	92053	93035	94075	95011	7-1/2	3/4	18

VITARA

Cyl.	CC / Cl	Liter	Year	Specifications	Kit	Cover	Disc	Bearing	Pilot	O.D.	Hub	Teeth
4	1600cc	1.6L	1998-01		91194					8-3/8	7/8	20
4	2000cc	2.0L	1998-03		91392	92138	93190	94019		8-7/8	7/8	20
6	2500cc	2.5L	2004		91320	92197	93167	94019	95001	8-7/8	1-1/8	21

X-90

Cyl.	CC / Cl	Liter	Year	Specifications	Kit	Cover	Disc	Bearing	Pilot	O.D.	Hub	Teeth
4	1590cc	1.6L	1996-98		91229	92155	93125	94055	95011			

SUZUKI Hydraulics

BALENO

Cyl.	CC / Cl	Liter	Year	Specifications	Master	Slave	Prefilled Master
4	1790cc	1.8L	1999-02	Includes Wagon	99053		

ESTEEM

Cyl.	CC / Cl	Liter	Year	Specifications	Master	Slave	Prefilled Master
4	1790cc	1.8L	1999-02	Includes Wagon	99053		

SUZUKI LIGHT TRUCK

SAMURAI, SJ410

Cyl.	CC / Cl	Liter	Year	Specifications	Kit	Cover	Disc	Bearing	Pilot	O.D.	Hub	Teeth
3	1000cc	1.0L	1982-84	SJ410, Canada only	91021	92019	93025	94007				
3	1000cc	1.0L	1986		91001	92001	93001	94139	95011	6-1/2	3/4	18
4	1000cc	1.0L	1985	SJ410, Canada only	91022	92019	93025	94055				
4	1298cc	1.3L	1989-95	Samurai	91059	92051	93053	94055	95011			
4	1300cc	1.3L	1982-86		91059	92051	93053	94055	95011	7-1/2	7/8	20
4	1325cc	1.3L	1986-88	Samurai	91059	92051	93053	94055	95011			

SIDEKICK

Cyl.	CC / Cl	Liter	Year	Specifications	Kit	Cover	Disc	Bearing	Pilot	O.D.	Hub	Teeth
4	1300cc	1.3L	1988-92		91059	92051	93053	94055	95011	7-1/2	7/8	20
4	1600cc	1.6L	1989-91	2-Door	91123	92091	93093	94055	95011	7-7/8	7/8	20
4	1600cc	1.6L	1989-98		91229	92155	93125	94055	95011	8-1/2	7/8	20
4	1800cc	1.8L	1996-98	All	91229	92155	93125	94055	95011	8-1/2	7/8	20

SUZUKI Light Truck Hydraulics

SIDEKICK

Cyl.	CC / CI	Liter	Year	Specifications	Master	Slave	Prefilled Master
4	1800cc	1.8L	1996-98	Sport	99053	99453	

TOYOTA

CAMRY

Cyl.	CC / CI	Liter	Year	Specifications	Kit	Cover	Disc	Bearing	Pilot	O.D.	Hub	Teeth
4	1839cc	1.8L	1984-86	Turbo Diesel	91325	92199	93203	94033		8-13/16	1	20
4	1995cc	2.0L	1983-90	(to 4/86)	91330	92229	93203	94033		8-7/8	1	20
4	1995cc	2.0L	1984-86	Turbo Diesel	91325	92199	93203	94033		8-13/16	1	20
4	1995cc	2.0L	1988-91		91487	92257	93226	94071	95007	9-1/4	1-1/8	21
4	1995cc	2.0L	1991	(from 5/90)	91329	92199	93203	94065		8-13/16	1	20
4	2164cc	2.2L	1992-01	5SFE Engine (to 6/96)	91329	92199	93203	94065		8-13/16	1	20
4	2400cc	2.4L	2002-06		91489	92261	93225	94067	95007	9-1/4	1-1/8	21
6	2500cc	2.5L	1988-91		91487	92257	93226	94071	95007	9-1/4	1-1/8	21
6	2995cc	3.0L	1992-94		91489	92261	93225	94067	95007	9-1/4	1-1/8	21
6	2995cc	3.0L	1997-01		91489	92261	93225	94067	95007	9-1/4	1-1/8	21

CARINA

Cyl.	CC / CI	Liter	Year	Specifications	Kit	Cover	Disc	Bearing	Pilot	O.D.	Hub	Teeth
4	1600cc	1.6L	1971-73		91037	92037	93055	94007	95009	7-1/2	15/16	21

CELICA

Cyl.	CC / CI	Liter	Year	Specifications	Kit	Cover	Disc	Bearing	Pilot	O.D.	Hub	Teeth
4	1600cc	1.6L	1989-91	(to 5/91)	91199	92127	93113	94043		8-5/16	15/16	21
4	1600cc	1.6L	1991-98		91195	92127	93113	94113		8-5/16	15/16	21
4	1800cc	1.8L	2002-05	5 Speed	91195	92127	93113	94113		8-5/16	15/16	21
4	1800cc	1.8L	2002-06	6 Speed GTS	91224					8-5/16	15/16	21
4	2000cc	2.0L	1971-75	(to 7/74)	91308	92195	93167	94005	95007	8-7/8	1-1/8	21
4	2000cc	2.0L	1985-89	Includes ST, GTS	91330	92229	93203	94033		8-7/8	1	20
4	2000cc	2.0L	1988-94	4WD, Turbo (to 8/89)	91479	92255	93226	94071	95007	9-1/4	1-1/8	21
4	2200cc	2.2L	1971-76	(to 7/74)	91308	92195	93167	94005	95007	8-7/8	1-1/8	21
4	2200cc	2.2L	1976-81	(from 6/77) (to 7/77)	91311	92195	93167	94021	95007	8-7/8	1-1/8	21
4	2200cc	2.2L	1990	5SFE Engine GT, GTS (from 9/89) (to 4/90)	91325	92199	93203	94033		8-13/16	1	20
4	2200cc	2.2L	1990-98	5SFE Engine GT, GTS (from 5/90)	91329	92199	93203	94065		8-13/16	1	20
4	2400cc	2.4L	1977-85		91311	92195	93167	94021	95007	8-7/8	1-1/8	21

COROLLA 1100, 1200

Cyl.	CC / CI	Liter	Year	Specifications	Kit	Cover	Disc	Bearing	Pilot	O.D.	Hub	Teeth
4	1200cc	1.2L	1974-79	(from 5/74)	91017	92011	93027	94023	95009	7-1/8	27/32	19

COROLLA 1600

Cyl.	CC / CI	Liter	Year	Specifications	Kit	Cover	Disc	Bearing	Pilot	O.D.	Hub	Teeth
4	1600cc	1.6L	1970-81	(from 1/74) (to 7/74)	91037	92037	93055	94007	95009	7-1/2	15/16	21
4	1600cc	1.6L	1983	4AC Engine (to 7/83)	91205	92127	93113	94021	95009	8-5/16	15/16	21
4	1600cc	1.6L	1983-85	GTS	91083	92069	93075	94043		7-7/8	15/16	21
4	1600cc	1.6L	1983-87	4AC Engine RWD (Includes GTS, DLX, SR5)	91085	92069	93075	94021	95009	7-7/8	15/16	21
4	1600cc	1.6L	1984-87	4ALC Engine FWD (to 7/87)	91083	92069	93075	94043		7-7/8	15/16	21
4	1600cc	1.6L	1988-89		91083	92069	93075	94043		7-7/8	15/16	21
4	1600cc	1.6L	1989-91	4AFE Engine (from 4/89) (to 4/91) FWD (Except GTS)	91083	92069	93075	94043		7-7/8	15/16	21
4	1600cc	1.6L	1989-92	4AF Engine GTS	91199	92127	93113	94043		8-5/16	15/16	21
4	1600cc	1.6L	1990-91	4AGE Engine, GTS	91199	92127	93113	94043		8-5/16	15/16	21
4	1600cc	1.6L	1991-92	4AFE Engine (from 5/91) FWD (Except GTS)	91081	92039	93075	94113		7-7/8	15/16	21
4	1600cc	1.6L	1993-97		91195	92127	93113	94113		8-5/16	15/16	21

COROLLA 1800

Cyl.	CC / CI	Liter	Year	Specifications	Kit	Cover	Disc	Bearing	Pilot	O.D.	Hub	Teeth
4	1800cc	1.8L	1979-82	3TC Engine 5 Speed	91085	92069	93075	94021	95009	7-7/8	15/16	21
4	1800cc	1.8L	1980-82	3TC Engine 4 Speed	91203	92195	93113	94021	95009	8-5/16	15/16	21
4	1800cc	1.8L	1998-03		91195	92127	93113	94113		8-5/16	15/16	21
4	1800cc	1.8L	2004-06	Except XRS 6 Speed	91195	92127	93113	94113		8-5/16	15/16	21
4	1800cc	1.8L	2005-06	XRS 6 Speed	91224					8-5/16	15/16	21

COROLLA FX

Cyl.	CC / CI	Liter	Year	Specifications	Kit	Cover	Disc	Bearing	Pilot	O.D.	Hub	Teeth
4	1587cc	1.6L	1987-88	4AGELC, 4ALC Engine	91083	92069	93075	94043		7-7/8	15/16	21

TOYOTA

CORONA

Cyl.	CC / CI	Liter	Year	Specifications	Kit	Cover	Disc	Bearing	Pilot	O.D.	Hub	Teeth
4	2000cc	2.0L	1971-80	(to 7/73)	91308	92195	93167	94005	95007	8-7/8	1-1/8	21
4	2366cc	2.4L	1980-81	4 Speed 5 Speed	91311	92195	93167	94021	95007	8-7/8	1-1/8	21

CRESSIDA

Cyl.	CC / CI	Liter	Year	Specifications	Kit	Cover	Disc	Bearing	Pilot	O.D.	Hub	Teeth
6	2754cc	2.8L	1983-87		91477	92253	93225	94021	95007	9-1/4	1-1/8	21

CROWN

Cyl.	CC / CI	Liter	Year	Specifications	Kit	Cover	Disc	Bearing	Pilot	O.D.	Hub	Teeth
4	2253cc	2.3L	1970-71	(from 3/70)	91308	92195	93167	94005	95007	8-7/8	1-1/8	21
6	2600cc	2.6L	1971-72		91308	92195	93167	94005	95007	8-7/8	1-1/8	21

ECHO

Cyl.	CC / CI	Liter	Year	Specifications	Kit	Cover	Disc	Bearing	Pilot	O.D.	Hub	Teeth
4	1500cc	1.5L	2000-05		91196	92127	93113	94050		8-3/8	1	21

MARK-II

Cyl.	CC / CI	Liter	Year	Specifications	Kit	Cover	Disc	Bearing	Pilot	O.D.	Hub	Teeth
4	1900cc	1.9L	1969-70	(to 2/70)	91077	92071	93075	94007	95007	7-7/8	15/16	21
4	2000cc	2.0L	1971-77		91308	92195	93167	94005	95007	8-7/8	1-1/8	21

MATRIX

Cyl.	CC / CI	Liter	Year	Specifications	Kit	Cover	Disc	Bearing	Pilot	O.D.	Hub	Teeth
4	1762cc	1.8L	2003-06	Except XRS 6 Speed	91195	92127	93113	94113		8-5/16	15/16	21
4	1762cc	1.8L	2003-06	XRS 6 Speed	91224					8-5/16	15/16	21

MR-2

Cyl.	CC / CI	Liter	Year	Specifications	Kit	Cover	Disc	Bearing	Pilot	O.D.	Hub	Teeth
4	1600cc	1.6L	1985	(to 6/85)	91083	92069	93075	94043		7-7/8	15/16	21
4	1600cc	1.6L	1986-89	Except Supercharged (from 7/85)	91199	92127	93113	94043		8-5/16	15/16	21
4	1600cc	1.6L	1988-89	Supercharged	91304				95009	8-13/16	1-1/8	21
4	2000cc	2.0L	1990-95		91479	92255	93226	94071	95007	9-1/4	1-1/8	21
4	2200cc	2.2L	1990	(from 5/89) (to 5/90)	91325	92199	93203	94033		8-13/16	1	20
4	2200cc	2.2L	1990-95	(from 6/90) (to 12/91)	91329	92199	93203	94065		8-13/16	1	20

MR-2 SPYDER

Cyl.	CC / CI	Liter	Year	Specifications	Kit	Cover	Disc	Bearing	Pilot	O.D.	Hub	Teeth
4	1762cc	1.8L	2000-05		91195	92127	93113	94113		8-5/16	15/16	21

PASEO

Cyl.	CC / CI	Liter	Year	Specifications	Kit	Cover	Disc	Bearing	Pilot	O.D.	Hub	Teeth
4	1497cc	1.5L	1992-99		91083	92069	93075	94043		7-7/8	15/16	21

SOLARA

Cyl.	CC / CI	Liter	Year	Specifications	Kit	Cover	Disc	Bearing	Pilot	O.D.	Hub	Teeth
4	2164cc	2.2L	1999-01		91329	92199	93203	94065		8-13/16	1	20
4	2400cc	2.4L	2002-06		91489	92261	93225	94067	95007	9-1/4	1-1/8	21
6	2995cc	3.0L	1999-01		91489	92261	93225	94067	95007	9-1/4	1-1/8	21

STARLET

Cyl.	CC / CI	Liter	Year	Specifications	Kit	Cover	Disc	Bearing	Pilot	O.D.	Hub	Teeth
4	1300cc	1.3L	1980-82	(to 7/82)	91017	92011	93027	94023	95009	7-1/8	27/32	19

SUPRA

Cyl.	CC / CI	Liter	Year	Specifications	Kit	Cover	Disc	Bearing	Pilot	O.D.	Hub	Teeth
6	2600cc	2.6L	1979-80		91311	92195	93167	94021	95007	8-7/8	1-1/8	21
6	2800cc	2.8L	1980-81	(to 7/81)	91311	92195	93167	94021	95007	8-7/8	1-1/8	21
6	2800cc	2.8L	1981-85	(from 8/81) (to 7/82)	91477	92253	93225	94021	95007	9-1/4	1-1/8	21
6	2954cc	3.0L	1986-93	Turbo	91495	92298	93248	94026	95007	9-7/16	1-1/8	21
6	2954cc	3.0L	1989-98	Non Turbo	91489	92261	93225	94067	95007	9-1/4	1-1/8	21
6	2954cc	3.0L	1994-98	6 Speed Twin Turbo	91660				95007	9-7/8	1-1/4	14

TERCEL

Cyl.	CC / CI	Liter	Year	Specifications	Kit	Cover	Disc	Bearing	Pilot	O.D.	Hub	Teeth
4	1452cc	1.5L	1980-82	Sedan (to 5/82)	91043	92041	93055	94021	95009			
4	1452cc	1.5L	1983-86	Includes Wagon (from 6/82)	91039	92035	93055	94021	95009			
4	1456cc	1.5L	1987-88	Wagon	91039	92035	93055	94021	95009			
4	1456cc	1.5L	1987-90	Except EZ	91041	92039	93055	94043				
4	1456cc	1.5L	1988-90	EZ	91199	92127	93113	94043				
4	1456cc	1.5L	1991-94	5 Speed	91041	92039	93055	94043				
4	1456cc	1.5L	1991-94	4 Speed	91083	92069	93075	94043				

TOYOTA

TERCEL

Cyl.	CC / CI	Liter	Year	Specifications	Kit	Cover	Disc	Bearing	Pilot	O.D.	Hub	Teeth
4	1497cc	1.5L	1995-98		91083	92069	93075	94043				

YARIS

Cyl.	CC / CI	Liter	Year	Specifications	Kit	Cover	Disc	Bearing	Pilot	O.D.	Hub	Teeth
4	1497cc	1.5L	2007		91196	92127	93113	94050		8-3/8	1	21

TOYOTA Hydraulics

CAMRY SOLARA

Cyl.	CC / CI	Liter	Year	Specifications	Master	Slave	Prefilled Master
4	2164cc	2.2L	1999-01		99213	99623	
4	2398cc	2.4L	2002-03		99213		
6	2995cc	3.0L	1999-01		99213	99639	

CAMRY

Cyl.	CC / CI	Liter	Year	Specifications	Master	Slave	Prefilled Master
4	2000cc	2.0L	1983-86	(to 7/86)	99210	99655	
4	2000cc	2.0L	1986-94	(from 8/86)	99210	99623	
4	2200cc	2.2L	1992-96	(to 6/96)	99276	99625	
4	2200cc	2.2L	1996-01	(from 7/96)	99213	99623	
6	2500cc	2.5L	1989-91		99211	99623	
6	3000cc	3.0L	1992-93		99276	99625	
6	3000cc	3.0L	1997-01		99213	99639	

CARINA

Cyl.	CC / CI	Liter	Year	Specifications	Master	Slave	Prefilled Master
4	1600cc	1.6L	1971-73		99214	99627	

CELICA

Cyl.	CC / CI	Liter	Year	Specifications	Master	Slave	Prefilled Master
4	2000cc	2.0L	1971-73	(from 9/71) (to 7/73)	99214	99629	
4	2000cc	2.0L	1973-74	(from 8/73) (to 7/74)	99214	99631	
4	2000cc	2.0L	1988-89	GT, ST (to 8/89)	99225	99623	
4	2000cc	2.0L	1988-89	GTS (to 8/89)	99225	99655	
4	2000cc	2.0L	1988-89	Turbo 4WD	99225	99623	
4	2000cc	2.0L	1990-93	Turbo 4WD	99221	99639	
4	2200cc	2.2L	1974-75	(from 8/74) (to 9/75)	99214	99633	
4	2200cc	2.2L	1975-77	(from 10/75) (to 5/77)	99216	99633	
4	2200cc	2.2L	1977	(from 6/77) (to 7/77)	99214	99633	
4	2200cc	2.2L	1977-80	(from 8/77)	99217	99635	
4	2200cc	2.2L	1990		99221	99623	
4	2200cc	2.2L	1991-98			99623	
4	2400cc	2.4L	1981-85		99219	99635	

COROLLA 1600 FWD

Cyl.	CC / CI	Liter	Year	Specifications	Master	Slave	Prefilled Master
4	1600cc	1.6L	1984-87	(to 7/87)	99219	99653	
4	1600cc	1.6L	1987-89	Except GTS (from 8/87) (to 4/89)	99215	99637	
4	1600cc	1.6L	1989	Except GTS (from 5/89)	99226	99637	
4	1600cc	1.6L	1989-92	GTS (from 8/89)	99226	99637	
4	1600cc	1.6L	1993-97		99226	99637	

COROLLA 1600 RWD

Cyl.	CC / CI	Liter	Year	Specifications	Master	Slave	Prefilled Master
4	1600cc	1.6L	1970-73		99223	99627	
4	1600cc	1.6L	1974	(to 7/74)	99223	99649	
4	1600cc	1.6L	1974-77	(from 8/74) (to 8/77)	99214	99633	
4	1600cc	1.6L	1977-79	(from 9/77)	99214	99635	
4	1600cc	1.6L	1983-87	(to 7/87)	99225	99651	

COROLLA 1800

Cyl.	CC / CI	Liter	Year	Specifications	Master	Slave	Prefilled Master
4	1800cc	1.8L	1979-82	4 Door, 4 Speed, 5 Speed	99224	99635	
4	1800cc	1.8L	1980-82	2 Door, 4 Speed	99224	99635	
4	1800cc	1.8L	1993-97		99227	99637	
4	1800cc	1.8L	1998-03		99226	99643	

COROLLA FX Series & Wagon

Cyl.	CC / CI	Liter	Year	Specifications	Master	Slave	Prefilled Master
4	1600cc	1.6L	1987-88		99219	99653	

TOYOTA Hydraulics

COROLLA FX Series & Wagon

Cyl.	CC / CI	Liter	Year	Specifications	Master	Slave	Prefilled Master
4	1600cc	1.6L	1987-89	4WD, Wagon (from 8/87)	99215	99637	
4	1600cc	1.6L	1989-92	4WD, Wagon (from 5/89)	99226	99637	

CORONA

Cyl.	CC / CI	Liter	Year	Specifications	Master	Slave	Prefilled Master
4	2000cc	2.0L	1971-73	(from 9/71)	99230	99629	
4	2000cc	2.0L	1973-77	(from 8/73)	99217	99631	
4	2200cc	2.2L	1972-77		99217	99667	
4	2200cc	2.2L	1977-78	(from 9/77) (to 8/78)	99217	99667	
4	2400cc	2.4L	1980-81		99217	99635	

CRESSIDA

Cyl.	CC / CI	Liter	Year	Specifications	Master	Slave	Prefilled Master
6	2800cc	2.8L	1984-87		99232	99647	

CROWN

Cyl.	CC / CI	Liter	Year	Specifications	Master	Slave	Prefilled Master
6	2300cc	2.3L	1970-71	(from 2/70)		99665	
6	2600cc	2.6L	1971-72	(from 2/71)		99665	

MR2

Cyl.	CC / CI	Liter	Year	Specifications	Master	Slave	Prefilled Master
4	1600cc	1.6L	1985-87		99241	99687	
4	1600cc	1.6L	1986-89	Except Supercharged	99241	99687	
4	1600cc	1.6L	1988-90	Supercharged	99241	99689	
4	2200cc	2.2L	1990-94		99242	99691	
4	2200cc	2.2L	1992-95		99242	99693	

PASEO

Cyl.	CC / CI	Liter	Year	Specifications	Master	Slave	Prefilled Master
4	1600cc	1.5L	1992-95	(to 8/95)	99238	99679	
4	1600cc	1.5L	1995-98	(from 9/95)	99238	99681	

SUPRA

Cyl.	CC / CI	Liter	Year	Specifications	Master	Slave	Prefilled Master
6	2600cc	2.6L	1979-81		99217	99645	
6	2800cc	2.8L	1981-82	(from 8/81)	99277	99647	
6	2800cc	2.8L	1982-83	(from 8/82) (to 7/83)	99219	99647	
6	2800cc	2.8L	1983-85	(from 8/83)	99277	99647	
6	3000cc	3.0L	1986-88	Except Turbo	99220	99657	
6	3000cc	3.0L	1987-90	Turbo (to 7/90)	99220	99659	
6	3000cc	3.0L	1989-90	Except Turbo (to 7/90)	99220	99647	
6	3000cc	3.0L	1990-93	Except Turbo (from 8/90)	99222	99647	
6	3000cc	3.0L	1990-93	Turbo (from 8/90)	99222	99659	
6	3000cc	3.0L	1994-97	Except Turbo	99229	99661	
6	3000cc	3.0L	1994-97	Turbo	99229	99663	

TERCEL

Cyl.	CC / CI	Liter	Year	Specifications	Master	Slave	Prefilled Master
4	1500cc	1.5L	1986-88	Wagon (from 8/86) (to 7/88)	99236	99679	
4	1500cc	1.5L	1986-89	EZ 4 Speed (from 8/86) (to 4/89)	99236	99679	
4	1500cc	1.5L	1989-90	EZ 4 Speed (from 5/89)	99237	99679	
4	1500cc	1.5L	1989-90	Except EZ, 5 Speed (from 5/89)	99238	99679	
4	1500cc	1.5L	1991-94	5 Speed	99238	99679	
4	1500cc	1.5L	1991-94	4 Speed	99238	99679	
4	1500cc	1.5L	1995-99		99238	99681	

TOYOTA TRUCKS & VANS Light Duty

HI-LUX, STOUT

Cyl.	CC / CI	Liter	Year	Specifications	Kit	Cover	Disc	Bearing	Pilot	O.D.	Hub	Teeth
4	2000cc	2.0L	1972-78	(to 7/74)	91308	92195	93167	94005	95007	8-7/8	1-1/8	21
4	2200cc	2.2L	1972-80	2WD, 4WD	91311	92195	93167	94021	95007	8-7/8	1-1/8	21

LAND CRUISER

Cyl.	CC / CI	Liter	Year	Specifications	Kit	Cover	Disc	Bearing	Pilot	O.D.	Hub	Teeth
6	4200cc	4.2L	1974-87		91609	92313	93271	94015	95005	10-7/8	1-3/32	10

TOYOTA TRUCKS & VANS Light Duty

PICK-UP (INCLUDING 4-RUNNER)

Cyl.	CC / CI	Liter	Year	Specifications	Kit	Cover	Disc	Bearing	Pilot	O.D.	Hub	Teeth
4	2200cc	2.2L	1980-84	Includes Diesel	91311	92195	93167	94021	95007	8-7/8	1-1/8	21
4	2366cc	2.4L	1980-88		91311	92195	93167	94021	95007	8-7/8	1-1/8	21
4	2366cc	2.4L	1985-87	22R Engine Turbo (from 8/85 to 5/87)	91477	92253	93225	94021	95007	9-1/4	1-1/8	21
4	2366cc	2.4L	1987-88	22R Engine Turbo (from 6/87)	91483	92253	93225	94069	95007	9-1/4	1-1/8	21
4	2366cc	2.4L	1989-96	22RE Engine	91317	92197	93167	94069	95007	8-7/8	1-1/8	21
4	2366cc	2.4L	1993-96	4WD	91483	92253	93225	94069	95007	9-1/4	1-1/8	21
4	2500cc	2.5L	1984-85	Diesel, Turbo and Non Turbo	91311	92195	93167	94021	95007	8-7/8	1-1/8	21
4	2693cc	2.7L	1996-00		91565	92166	93242	94067	95007	9-7/8	1-1/8	21
6	2954cc	3.0L	1988-96		91485	92257	93225	94069	95007	9-1/4	1-1/8	21
6	3378cc	3.4L	1996-02		91563	92266	93208	94068	95007	9-7/8	1-1/8	21

PREVIA

Cyl.	CC / CI	Liter	Year	Specifications	Kit	Cover	Disc	Bearing	Pilot	O.D.	Hub	Teeth
4	2438cc	2.4L	1991-94		91489	92261	93225	94067	95007	9-1/4	1-1/8	21

RAV4

Cyl.	CC / CI	Liter	Year	Specifications	Kit	Cover	Disc	Bearing	Pilot	O.D.	Hub	Teeth
4	2000cc	2.0L	1996-04		91479	92255	93226	94071	95007	9-1/4	1-1/8	21
4	2400cc	2.4L	2004-06		91487	92257	93226	94071	95007	9-1/4	1-1/8	21

T100

Cyl.	CC / CI	Liter	Year	Specifications	Kit	Cover	Disc	Bearing	Pilot	O.D.	Hub	Teeth
4	2693cc	2.7L	1995-87		91565	92166	93242	94067	95007	9-7/8	1-1/8	21
6	2959cc	3.0L	1993-94	2WD	91485	92257	93225	94069	95007	9-1/4	1-1/8	21
6	2959cc	3.0L	1993-94	4WD	91561	92166	93242	94069	95007	9-7/8	1-1/8	21
6	3378cc	3.4L	1995-98	All	91563	92266	93208	94068	95007	9-7/8	1-1/8	21

TACOMA

Cyl.	CC / CI	Liter	Year	Specifications	Kit	Cover	Disc	Bearing	Pilot	O.D.	Hub	Teeth
4	2438cc	2.4L	1996-04		91489	92261	93225	94067	95007	9-1/4	1-1/8	21
4	2438cc	2.4L	1995	2WD	91317	92197	93167	94069	95007	8-7/8	1-1/8	21
4	2438cc	2.4L	1995	4WD	91483	92253	93225	94069	95007	9-1/4	1-1/8	21
4	2694cc	2.7L	1995-04		91565	92166	93242	94067	95007	9-7/8	1-1/8	21
4	2694cc	2.7L	2005		91544					9-7/8	1-1/8	21
6	3378cc	3.4L	1995-04		91563	92266	93208	94068	95007	9-7/8	1-1/8	21
6	3956cc	4.0L	2005-06		91674					10-7/8	1-1/8	21

TUNDRA

Cyl.	CC / CI	Liter	Year	Specifications	Kit	Cover	Disc	Bearing	Pilot	O.D.	Hub	Teeth
6	3378cc	3.4L	2000-04		91563	92266	93208	94068	95007	9-7/8	1-1/8	21
6	3956cc	4.0L	2005-06		91678					10-7/8	1-1/8	21

VAN

Cyl.	CC / CI	Liter	Year	Specifications	Kit	Cover	Disc	Bearing	Pilot	O.D.	Hub	Teeth
4	1998cc	2.0L	1983-85		91311	92195	93167	94021	95007	8-7/8	1-1/8	21
4	2237cc	2.2L	1985-88		91311	92195	93167	94021	95007	8-7/8	1-1/8	21
4	2237cc	2.2L	1989-90	2WD, 4WD	91313	92197	93167	94067	95007	8-7/8	1-1/8	21

TOYOTA TRUCKS & VANS Light Duty Hydraulics

4-RUNNER

Cyl.	CC / CI	Liter	Year	Specifications	Master	Slave	Prefilled Master
4	2400cc	2.4L	1984-88	Except Turbo	99232	99667	
4	2400cc	2.4L	1986-87	Turbo	99232	99671	
4	2400cc	2.4L	1989-92		99231	99667	
4	2400cc	2.4L	1993-96	2WD	99231	99667	
4	2700cc	2.7L	1996-00	5 Speed	99278	99677	
6	3000cc	3.0L	1988-95		99231	99671	
6	3400cc	3.4L	1996-00	5 Speed	99278	99675	

LANDCRUISER

Cyl.	CC / CI	Liter	Year	Specifications	Master	Slave	Prefilled Master
6	4200cc	4.2L	1974-80	275mm Disc (from 8/74)	99244	99695	
6	4200cc	4.2L	1980-83	Canada	99246	99697	
6	4200cc	4.2L	1981-85	275mm Disc (to 5/85)	99246	99697	
6	4200cc	4.2L	1985-87	275mm Disc (from 6/85)	99247	99699	

PICKUP Diesel, TURBO DIESEL

Cyl.	CC / CI	Liter	Year	Specifications	Master	Slave	Prefilled Master
4	2200cc	2.2L	1981	(to 3/81)	99232	99669	

TOYOTA TRUCKS & VANS Light Duty Hydraulics

PICKUP Diesel, TURBO DIESEL

Cyl.	CC / CI	Liter	Year	Specifications	Master	Slave	Prefilled Master
4	2200cc	2.2L	1981-82	(from 4/81)	99235	99669	
4	2200cc	2.2L	1982-83	(from 9/82) (to 7/83)	99235	99647	
4	2400cc	2.4L	1984-88		99235	99647	

PICKUP, HI-LUX

Cyl.	CC / CI	Liter	Year	Specifications	Master	Slave	Prefilled Master
4	2400cc	2.4L	1989-92		99231	99667	
4	2400cc	2.4L	1993-95	4WD	99231	99667	
6	3000cc	3.0L	1988-95		99231	99671	

PREVIA

Cyl.	CC / CI	Liter	Year	Specifications	Master	Slave	Prefilled Master
4	2400cc	2.4L	1991-94		99240	99685	

RAV4

Cyl.	CC / CI	Liter	Year	Specifications	Master	Slave	Prefilled Master
4	2000cc	2.0L	1996-03		99243	99641	
4	2398cc	2.4L	2004-05		99243	99641	

T100 PICKUP

Cyl.	CC / CI	Liter	Year	Specifications	Master	Slave	Prefilled Master
4	2700cc	2.7L	1995-98		99233	99673	
6	3000cc	3.0L	1993-94	4WD	99233	99671	
6	3000cc	3.0L	1993-94	2WD	99233	99671	
6	3400cc	3.4L	1995-98	DOHC	99233	99675	

TACOMA

Cyl.	CC / CI	Liter	Year	Specifications	Master	Slave	Prefilled Master
4	2400cc	2.4L	1995	2WD	99233	99677	
4	2400cc	2.4L	1995	4WD	99233	99677	
4	2438cc	2.4L	1996-04		99233	99637	
4	2700cc	2.7L	1995-04		99233	99677	
6	3400cc	3.4L	1995-04		99233	99675	

TUNDRA

Cyl.	CC / CI	Liter	Year	Specifications	Master	Slave	Prefilled Master
6	3378cc	3.4L	2000-04		99233	99625	

VAN

Cyl.	CC / CI	Liter	Year	Specifications	Master	Slave	Prefilled Master
4	2000cc	2.0L	1983-88		99239	99683	
4	2200cc	2.2L	1989-90		99239	99683	

VOLKSWAGEN

BEETLE (Also See Type 1 For Older Model Beetle)

Cyl.	CC / CI	Liter	Year	Specifications	Kit	Cover	Disc	Bearing	Pilot	O.D.	Hub	Teeth
4	1781cc	1.8L	1999-04	Kit Without Dual Mass Flywheel	91326					8-7/8	7/8	28
4	1781cc	1.8L	2002-04	AWV Engine Modular Kit with Flywheel	91326F					8-7/8	7/8	28
4	1781cc	1.8L	2002-04	Solid Flywheel Conversion Kit Includes Flywheel	91405F					8-7/8	7/8	28
4	1781cc	1.8L	2002-04	AWP Engine, Turbo	91530					9-7/16	15/16	23
4	1781cc	1.8L	2002-05	Turbo S 6 speed	91530					9-7/16	15/16	23
4	1896cc	1.9L	1998-05	Kit Without Dual Mass Flywheel	91326					8-7/8	7/8	28
4	1984cc	2.0L	1998-05		91276					8-1/2	7/8	28

CABRIO

Cyl.	CC / CI	Liter	Year	Specifications	Kit	Cover	Disc	Bearing	Pilot	O.D.	Hub	Teeth
4	1984cc	2.0L	1995-02		91185	92112	93106	94083		8-1/4	7/8	28

CORRADO

Cyl.	CC / CI	Liter	Year	Specifications	Kit	Cover	Disc	Bearing	Pilot	O.D.	Hub	Teeth
4	1800cc	1.8L	1989-91	G60, PG Engine	91409					9	7/8	28
6	2800cc	2.8L	1992-95	(to 8/93)	91405					9	7/8	28

DASHER

Cyl.	CC / CI	Liter	Year	Specifications	Kit	Cover	Disc	Bearing	Pilot	O.D.	Hub	Teeth
4	1471cc	1.5L	1973-75	Gas	91884					7-1/2	13/16	24
4	1471cc	1.5L	1978-81	Diesel	91884					7-1/2	13/16	24

VOLKSWAGEN

DASHER

Cyl.	CC / CI	Liter	Year	Specifications	Kit	Cover	Disc	Bearing	Pilot	O.D.	Hub	Teeth
4	1588cc	1.6L	1975-81	Gas	91149	92022	93099	94081	95023	7-7/8	13/16	24

FOX

Cyl.	CC / CI	Liter	Year	Specifications	Kit	Cover	Disc	Bearing	Pilot	O.D.	Hub	Teeth
4	1780cc	1.8L	1987-93		91191	92117	93104	94081	95015	8-1/4	13/16	24

GOLF, GOLF GTI

Cyl.	CC / CI	Liter	Year	Specifications	Kit	Cover	Disc	Bearing	Pilot	O.D.	Hub	Teeth
4	1600cc	1.6L	1985-90	Diesel 16-Valve	91141	92061	93099	94083		7-7/8	13/16	24
4	1600cc	1.6L	1990-92	Diesel, 16-Valve (from Chassis # 1GL015952)	91140	92061	93026	94083		7-7/8	13/16	24
4	1781cc	1.8L	1985-92	8-Valve	91183	92115	93107	94083		8-1/4	13/16	24
4	1781cc	1.8L	1987-94	16 Valve	91189	92115	93109	94083		8-1/4	7/8	28
4	1781cc	1.8L	1993-94	Canada (to Chassis #1HR038600)	91183	92115	93107	94083		8-1/4	13/16	24
4	1781cc	1.8L	1994-97	Canada (from Chassis # 1HR038601)	91178	92112	93107	94083		8-1/4	13/16	24
4	1781cc	1.8L	2000-06	Modular Kit With Flywheel	91326F					8-7/8	7/8	28
4	1781cc	1.8L	2000-06	Solid Flywheel Conversion Kit Includes Flywheel	91405F					8-7/8	7/8	28
4	1896cc	1.9L	1993-94	Canada Diesel (to 2/94)	91183	92115	93107	94083		8-1/4	13/16	24
4	1896cc	1.9L	1994-99		91185	92112	93106	94083		8-1/4	7/8	28
4	1896cc	1.9L	1996-97	Includes Turbo Diesel	91409					9	7/8	28
4	1896cc	1.9L	1999-06	Solid Flywheel Conversion Kit Includes Flywheel	91405F					8-7/8	7/8	28
4	1984cc	2.0L	1990-94	16 Valve	91189	92115	93109	94083		8-1/4	7/8	28
4	1984cc	2.0L	1999-06		91276					8-1/2	7/8	28
4	1984cc	2.0L	2004	AZG Engine With DMF	91326F					8-7/8	7/8	28
4	1984cc	2.0L	2004	Solid Flywheel Conversion Kit Includes Flywheel	91405F					8-7/8	7/8	28
6	2792cc	2.8L	1993-02	All	91405					9	7/8	28
6	2792cc	2.8L	2002-05		91530					9-7/16	15/16	23
6	3189cc	3.2L	2004-06		91590					9-7/16	15/16	23

JETTA

Cyl.	CC / CI	Liter	Year	Specifications	Kit	Cover	Disc	Bearing	Pilot	O.D.	Hub	Teeth
4	1600cc	1.6L	1980-84	Gas & Diesel	91141	92061	93099	94083		7-7/8	13/16	24
4	1600cc	1.6L	1985-90	Diesel (to Chassis # 1GL015951)	91141	92061	93099	94083		7-7/8	13/16	24
4	1600cc	1.6L	1990-92	Diesel (from Chassis # 1GL015952)	91140	92061	93026	94083		7-7/8	13/16	24
4	1700cc	1.7L	1980-83	Gas	91141	92061	93099	94083		7-7/8	13/16	24
4	1781cc	1.8L	1984-92	8-Valve	91183	92115	93107	94083		8-1/4	13/16	24
4	1781cc	1.8L	1987-89	16 Valve Gas	91189	92115	93109	94083		8-1/4	7/8	28
4	1781cc	1.8L	1993-94	Canada (to Chassis # 1HR038600)	91183	92115	93107	94083		8-1/4	13/16	24
4	1781cc	1.8L	1994-97	Canada (from Chassis # 1HR038601)	91178	92112	93107	94083		8-1/4	13/16	24
4	1781cc	1.8L	2000-05	Modular Kit With Flywheel	91326F					8-7/8	7/8	28
4	1781cc	1.8L	2000-05	Solid Flywheel Conversion Kit Includes Flywheel	91405F					8-7/8	7/8	28
4	1781cc	1.8L	2005	6 Speed	91530					9-7/16	15/16	23
4	1896cc	1.9L	1993-94	6 Speed Canada Diesel (to2/94)	91183	92115	93107	94083		8-1/4	13/16	24
4	1896cc	1.9L	1994-97	Canada Diesel (from 2/94)	91185	92112	93106	94083		8-1/4	7/8	28
4	1896cc	1.9L	1996-97	Includes Turbo Diesel	91409					9	7/8	28
4	1896cc	1.9L	2000-05	Solid Flywheel Conversion Kit Includes Flywheel	91405F					8-7/8	7/8	28
4	1896cc	1.9L	2005-06	TDI	TBA					9-11/16	1-1/8	26
4	1984cc	2.0L	1990-94		91189	92115	93109	94083		8-1/4	7/8	28
4	1984cc	2.0L	1994-98	from Chassis # IHR028790	91185	92112	93106	94083		8-1/4	7/8	28
4	1984cc	2.0L	1999	ABA Engine	91185	92112	93106	94083		8-1/4	7/8	28
4	1984cc	2.0L	1999-05		91276					8-1/2	7/8	28
4	1984cc	2.0L	2004	Modular Kit With Flywheel	91326F					8-7/8	7/8	28
4	1984cc	2.0L	2006	6 Speed	TBA					9-11/16	1-1/8	26
5	2500cc	2.5L	2005-06	Jetta 5	91276					8-1/2	7/8	28
6	2800cc	2.8L	1993-04		91405					9	7/8	28
6	2800cc	2.8L	2003-04		91530					9-7/16	15/16	23

VOLKSWAGEN

JETTA

Cyl.	CC / CI	Liter	Year	Specifications	Kit	Cover	Disc	Bearing	Pilot	O.D.	Hub	Teeth
6	2800cc	2.8L	2004-05	BDF Engine	91530					9-7/16	15/16	23

PASSAT

Cyl.	CC / CI	Liter	Year	Specifications	Kit	Cover	Disc	Bearing	Pilot	O.D.	Hub	Teeth
4	1781cc	1.8L	1998-05	Turbo	91418							
4	1896cc	1.9L	1993-94	Diesel	91272							
4	1896cc	1.9L	1996-97	TDI	91409							
4	1984cc	1.9L	1990-96	16 Valve	91409							
6	2771cc	2.8L	1998-03	AHA, ATQ Engine 30V	91522				95022			
6	2771cc	2.8L	2004-05		91522				95022			
6	2792cc	2.8L	1993-97	GLX, VR6	91405							
8	3998cc	4.0L	2003-04	W8	91528							

QUANTUM

Cyl.	CC / CI	Liter	Year	Specifications	Kit	Cover	Disc	Bearing	Pilot	O.D.	Hub	Teeth
4	1588cc	1.6L	1981-85	Turbo Diesel	91149	92022	93099	94081	95023	7-7/8	13/16	24
4	1715cc	1.7L	1981-83		91149	92022	93099	94081	95023	7-7/8	13/16	24
4	1780cc	1.8L	1983-85		91187	92117	93107	94081	95023	8-1/4	13/16	24
5	2144cc	2.2L	1982-84	KM, WE Engine	91247	92174	93194	94081	95053	8-1/2	13/16	24
5	2144cc	2.2L	1985-88	(from 1/85)	91411	92222	93197	94081	95053	9	13/16	24

RABBIT

Cyl.	CC / CI	Liter	Year	Specifications	Kit	Cover	Disc	Bearing	Pilot	O.D.	Hub	Teeth
4	1500cc	1.5L	1974-80	Gas	91071	92033	93057	94083		7-1/2	13/16	24
4	1500cc	1.5L	1976-80	Diesel	91071	92033	93057	94083		7-1/2	13/16	24
4	1600cc	1.6L	1979-84	Diesel	91141	92061	93099	94083		7-7/8	13/16	24
4	1600cc	1.6L	1981-90	Gas	91141	92061	93099	94083		7-7/8	13/16	24
4	1700cc	1.7L	1980-84	Gas	91071	92033	93057	94083		7-1/2	13/16	24
4	1700cc	1.7L	1980-84		91141	92061	93099	94083		7-7/8	13/16	24
4	1800cc	1.8L	1982-90	8-Valve	91183	92115	93107	94083		8-1/4	13/16	24

RABBIT CABRIOLET

Cyl.	CC / CI	Liter	Year	Specifications	Kit	Cover	Disc	Bearing	Pilot	O.D.	Hub	Teeth
4	1800cc	1.8L	1984-92		91183	92115	93107	94083		8-1/4	13/16	24
4	2000cc	2.0L	1993-94		91183	92115	93107	94083		8-1/4	13/16	24

RABBIT GTI

Cyl.	CC / CI	Liter	Year	Specifications	Kit	Cover	Disc	Bearing	Pilot	O.D.	Hub	Teeth
4	1800cc	1.8L	1982-90	8-Valve	91183	92115	93107	94083		8-1/4	13/16	24
4	1800cc	1.8L	1986-90	16 Valve	91189	92115	93109	94083		8-1/4	7/8	28

RABBIT PICK-UP

Cyl.	CC / CI	Liter	Year	Specifications	Kit	Cover	Disc	Bearing	Pilot	O.D.	Hub	Teeth
4	1588cc	1.6L	1983-84	Diesel	91141	92061	93099	94083		7-7/8	13/16	24
4	1715cc	1.7L	1981-84	Gas	91141	92061	93099	94083		7-7/8	13/16	24

SCIROCCO

Cyl.	CC / CI	Liter	Year	Specifications	Kit	Cover	Disc	Bearing	Pilot	O.D.	Hub	Teeth
4	1471cc	1.5L	1975-80		91071	92033	93057	94083		7-1/2	13/16	24
4	1588cc	1.6L	1980-82		91071	92033	93057	94083		7-1/2	13/16	24
4	1700cc	1.7L	1980-85		91071	92033	93057	94083		7-1/2	13/16	24
4	1780cc	1.8L	1983-89	8-Valve	91183	92115	93107	94083		8-1/4	13/16	24
4	1780cc	1.8L	1985-89	16 Valve	91189	92115	93109	94083		8-1/4	7/8	28

TYPE I (Beetle & Ghia)

Cyl.	CC / CI	Liter	Year	Specifications	Kit	Cover	Disc	Bearing	Pilot	O.D.	Hub	Teeth
4	1200cc	1.2L	1963-64	Rigid Disc	91025	92009	93029	94085		7-1/8	13/16	24
4	1300cc	1.3L	1964	Rigid Disc	91025	92009	93029	94085		7-1/8	13/16	24
4	1600cc	1.6L	1967-70		91151	92059	93097	94085		7-7/8	13/16	24
4	1600cc	1.6L	1970-78	Beetle, Convertible, 1302, 1303	91145	92063	93095	94081		7-7/8	13/16	24

TYPE II, VANAGON

Cyl.	CC / CI	Liter	Year	Specifications	Kit	Cover	Disc	Bearing	Pilot	O.D.	Hub	Teeth
4	1200cc	1.2L	1954-62	(to 8/62)	91025	92009	93029	94085		7-1/8	13/16	24
4	1500cc	1.5L	1962-70	(from 8/62)	91151	92059	93097	94085		7-7/8	13/16	24
4	1600cc	1.6L	1962-70	(from 8/62)	91151	92059	93097	94085		7-7/8	13/16	24
4	1600cc	1.6L	1970-71	(from 9/70) (to 8/71)	91145	92063	93095	94081		7-7/8	13/16	24
4	1600cc	1.6L	1981-85	Diesel (from 1/81) (to 7/85)	91202					8-1/2	13/16	24
4	1600cc	1.6L	1985-87	Turbo Diesel, Vanagon (from 8/85)	91202					8-1/2	13/16	24

VOLKSWAGEN

TYPE II, VANAGON

Cyl.	CC / CI	Liter	Year	Specifications	Kit	Cover	Disc	Bearing	Pilot	O.D.	Hub	Teeth
4	1700cc	1.7L	1971-74	(from 9/71 To 2/74)	91346					8-1/4	13/16	24
4	1800cc	1.8L	1974-75	(to 8/75) (from Engine # 10016070)	91204					8-1/2	13/16	24
4	1800cc	1.8L	1974-75	(from 3/74) (to Engine # 10016069)	91346					8-1/4	13/16	24
4	1800cc	1.8L	1975-79	(from 9/75)	91403	92231	93209	94081	95015	9	13/16	24
4	1800cc	1.8L	1999-01	Kit Without Dual Mass Flywheel	91326					8-7/8	7/8	28
4	1900cc	1.9L	1983-88	(from 1/83) (to Chassis # 002308)	91204					8-1/2	13/16	24
4	1900cc	1.9L	1998-01	Kit Without Dual Mass Flywheel	91326					8-7/8	7/8	28
4	2000cc	2.0L	1975-85	(from 9/75) Vanagon, Air/Water Cooled	91403	92231	93209	94081	95015	9	13/16	24
4	2000cc	2.0L	1998-01		91276					8-1/2	7/8	28
4	2100cc	2.1L	1985-92	Vanagon	91403	92231	93209	94081	95015	9	13/16	24
4	2200cc	2.2L	1984-92	Vanagon (from Chassis # 002309)	91403	92231	93209	94081	95015	9	13/16	24

TYPE III, IV (411, 412) (Fastback, Squareback)

Cyl.	CC / CI	Liter	Year	Specifications	Kit	Cover	Disc	Bearing	Pilot	O.D.	Hub	Teeth
4	1500cc	1.5L	1954-62	(to 7/62)	91025	92009	93029	94085		7-1/8	13/16	24
4	1500cc	1.5L	1962-70	(from 8/62) (to 7/70)	91151	92059	93097	94085		7-7/8	13/16	24
4	1600cc	1.6L	1962-70	(from 8/62) (to 7/70)	91151	92059	93097	94085		7-7/8	13/16	24
4	1600cc	1.6L	1970-73	(from 8/70)	91145	92063	93095	94081		7-7/8	13/16	24
4	1800cc	1.8L	1974-75	(from 3/74) Rigid Disc	91204					8-1/2	13/16	24

VOLKSWAGEN Hydraulics

BEETLE (New)

Cyl.	CC / CI	Liter	Year	Specifications	Master	Slave	Prefilled Master
4	1781cc	1.8L	1999-04	Turbo	99287		
4	1781cc	1.8L	1999-04	Turbo	99287		
4	1781cc	1.8L	2002-05	Turbo S	99287		
4	1900cc	1.9L	1998-03	TDI	99287		
4	1900cc	1.9L	1998-05	TDI	99287		
4	1900cc	1.9L	1998-05	TDI	99287		
4	2000cc	2.0L	1998-03		99287		

CORRADO

Cyl.	CC / CI	Liter	Year	Specifications	Master	Slave	Prefilled Master
4	1800cc	1.8L	1990-94		99003	99403	
6	2800cc	2.8L	1992-95		99003	99403	

GOLF

Cyl.	CC / CI	Liter	Year	Specifications	Master	Slave	Prefilled Master
4	1800cc	1.8L	2000-06	Solid Flywheel Conversion	99287		
4	1800cc	1.8L	2000-06	Turbo Includes Gti	99287		
4	1800cc	1.8L	2000-06	Turbo Includes Gti	99287		
4	1984cc	2.0L	1999-06		99287		
6	2771cc	2.8L	1995-99	GTi, VR6 AAA Engine	99007	99403	
6	2771cc	2.8L	1999-02	VR6	99287		
6	2792cc	2.8L	1999-02	Gti, AFP Engine 12V	99287		
6	2792cc	2.8L	2002-05	Gti, BDF Engine 24V	99287		
6	3189cc	3.2L	2004	R32	99287		

JETTA

Cyl.	CC / CI	Liter	Year	Specifications	Master	Slave	Prefilled Master
4	1800cc	1.8L	2000-05	Turbo 5 Speed	99287		
4	1800cc	1.8L	2000-05	Turbo 5 Speed	99287		
4	1800cc	1.8L	2005	6 Speed	99287		
4	2000cc	2.0L	1999-05		99287		
5	2480cc	2.5L	2005		99287		
6	2800cc	2.8L	1994-99	GLX, AAA Engine	99007	99403	
6	2800cc	2.8L	1999-02	AFP Engine 12V	99287		
6	2800cc	2.8L	2002-04	BDF Engine 24V	99287		

PASSAT

Cyl.	CC / CI	Liter	Year	Specifications	Master	Slave	Prefilled Master
4	2000cc	2.0L	1990-97	16 Valve	99003	99403	

VOLKSWAGEN Hydraulics

PASSAT

Cyl.	CC / CI	Liter	Year	Specifications	Master	Slave	Prefilled Master
6	2800cc	2.8L	1993-97	GLX, VR6	99003	99403	
6	2800cc	2.8L	1998-03	AHA, ATQ Engine 30V	99005	99403	
6	2800cc	2.8L	2004-05		99005	99403	

QUANTUM

Cyl.	CC / CI	Liter	Year	Specifications	Master	Slave	Prefilled Master
5	2200cc	2.2L	1985-88	JT Engine	99196	99728	

VOLKSWAGEN TRUCK & VAN

EUROVAN

Cyl.	CC / CI	Liter	Year	Specifications	Kit	Cover	Disc	Bearing	Pilot	O.D.	Hub	Teeth
5	2400cc	2.4L	1993-96	(to #370 180) AAB engine Canada, Diesel	91409							
5	2400cc	2.4L	1996-97	(from #370 181) AAB engine, Canada, Diesel	91266							
5	2459cc	2.5L	1992-94	AAF Engine T4	91409							
6	2792cc	2.8L	1997	AES	91268							

VOLVO

122

Cyl.	CC / CI	Liter	Year	Specifications	Kit	Cover	Disc	Bearing	Pilot	O.D.	Hub	Teeth
4	1780cc	1.8L	1962-74		91253	92144	93145	94008	95005	8-1/2	1	10
4	2000cc	2.0L	1962-74		91253	92144	93145	94008	95005	8-1/2	1	10

140

Cyl.	CC / CI	Liter	Year	Specifications	Kit	Cover	Disc	Bearing	Pilot	O.D.	Hub	Teeth
4	1780cc	1.8L	1962-74		91253	92144	93145	94008	95005	8-1/2	1	10
4	2000cc	2.0L	1962-74		91253	92144	93145	94008	95005	8-1/2	1	10

240

Cyl.	CC / CI	Liter	Year	Specifications	Kit	Cover	Disc	Bearing	Pilot	O.D.	Hub	Teeth
4	2000cc	2.0L	1975-78	B20, B21 Engine	91253	92144	93145	94008	95005	8-1/2	1	10
4	2100cc	2.1L	1979-84	B21, B23 Engine (With 43.0mm Overall Bearing Length)	91255				95005			
4	2100cc	2.1L	1979-84	B21, B23 Engine	91402				95005			
4	2100cc	2.1L	1981-84	B21FT Engine, Without Intercooler	91402				95005			
4	2100cc	2.1L	1985	B21, B23 Engine	91249				95005	8-1/2	1	22
4	2300cc	2.3L	1979-84	B21, B23 Engine (With 43.0mm Overall Bearing Length)	91255				95005			
4	2300cc	2.3L	1979-84	B21, B23 Engine (With 36.5mm Overall Bearing Length)	91402				95005			
4	2300cc	2.3L	1985-86	B21, B23, B230 Engine	91249				95005	8-1/2	1	22
4	2300cc	2.3L	1987-89	B230F Engine	91398	92198	93146	94082	95005			
4	2300cc	2.3L	1990-93	B230F Engine	91400	92200	93146	94082	95005			

260

Cyl.	CC / CI	Liter	Year	Specifications	Kit	Cover	Disc	Bearing	Pilot	O.D.	Hub	Teeth
6	2400cc	2.4L	1981-84	Diesel	91880				95053			

740

Cyl.	CC / CI	Liter	Year	Specifications	Kit	Cover	Disc	Bearing	Pilot	O.D.	Hub	Teeth
4	2300cc	2.3L	1985-89	B230F Engine, 4 Speed	91249				95005	8-1/2	1	22
4	2300cc	2.3L	1988-90	B230F Engine, 5 Speed	91398	92198	93146	94082	95005			
4	2300cc	2.3L	1991-92	B230F Engine	91400	92200	93146	94082	95005			
6	2400cc	2.4L	1985-86	Turbo Diesel	91398	92198	93146	94082	95005			

760

Cyl.	CC / CI	Liter	Year	Specifications	Kit	Cover	Disc	Bearing	Pilot	O.D.	Hub	Teeth
4	2300cc	2.3L	1984-86	Non Turbo B230F Engine	91249				95005	8-1/2	1	22
4	2300cc	2.3L	1984-86	Turbo (B230FT Engine)	91400	92200	93146	94082	95005			
6	2400cc	2.4L	1983-87	Turbo Diesel	91398	92198	93146	94082	95005			

850

Cyl.	CC / CI	Liter	Year	Specifications	Kit	Cover	Disc	Bearing	Pilot	O.D.	Hub	Teeth
5	2400cc	2.4L	1993-97	Turbo GLE, GLT (Except T5R Series)	91407							

VOLVO

850												
Cyl.	CC / CI	Liter	Year	Specifications	Kit	Cover	Disc	Bearing	Pilot	O.D.	Hub	Teeth
5	2400cc	2.4L	1995-96	Non Turbo	91407							

940												
Cyl.	CC / CI	Liter	Year	Specifications	Kit	Cover	Disc	Bearing	Pilot	O.D.	Hub	Teeth
4	2300cc	2.3L	1991-93	B230 FT Engine, Turbo	91400	92200	93146	94082	95005			

1800												
Cyl.	CC / CI	Liter	Year	Specifications	Kit	Cover	Disc	Bearing	Pilot	O.D.	Hub	Teeth
4	2000cc	2.0L	1962-74		91253	92144	93145	94008	95005	8-1/2	1	10

C70												
Cyl.	CC / CI	Liter	Year	Specifications	Kit	Cover	Disc	Bearing	Pilot	O.D.	Hub	Teeth
5	2319cc	2.3L	1998-04		91476							

P1800												
Cyl.	CC / CI	Liter	Year	Specifications	Kit	Cover	Disc	Bearing	Pilot	O.D.	Hub	Teeth
4	1800cc	1.8L	1962-74		91253	92144	93145	94008	95005			

S40												
Cyl.	CC / CI	Liter	Year	Specifications	Kit	Cover	Disc	Bearing	Pilot	O.D.	Hub	Teeth
5	2435cc	2.4L	2004-05	i, 5 Speed	91601							
5	2521cc	2.5L	2004-05	Turbo 6 Speed	91602							

S60												
Cyl.	CC / CI	Liter	Year	Specifications	Kit	Cover	Disc	Bearing	Pilot	O.D.	Hub	Teeth
5	2319cc	2.3L	2001-02	Turbo	91476							
5	2435cc	2.4L	2001-04	Non Turbo	91354							
5	2435cc	2.4L	2003-05	Turbo	91476							
5	2521cc	2.5L	2004-05	R	91298	92145	93161	94057	95047			

S70												
Cyl.	CC / CI	Liter	Year	Specifications	Kit	Cover	Disc	Bearing	Pilot	O.D.	Hub	Teeth
5	2300cc	2.3L	1998-00	Turbo	91476							
5	2435cc	2.4L	1998	Non Turbo Internal Slave	91354							
5	2435cc	2.4L	2000	Non Turbo	91354							

V50												
Cyl.	CC / CI	Liter	Year	Specifications	Kit	Cover	Disc	Bearing	Pilot	O.D.	Hub	Teeth
5	2521cc	2.5L	2005	Turbo	91602							

V70, V70 XC												
Cyl.	CC / CI	Liter	Year	Specifications	Kit	Cover	Disc	Bearing	Pilot	O.D.	Hub	Teeth
5	2319cc	2.3L	1998-05	Turbo	91476							
5	2435cc	2.4L	1998-05	Non Turbo	91354							
5	2435cc	2.4L	2003-05	Turbo	91476							
5	2521cc	2.5L	2004-05	6 Speed	91298	92145	93161	94057	95047			

VOLVO												
Cyl.	CC / CI	Liter	Year	Specifications	Kit	Cover	Disc	Bearing	Pilot	O.D.	Hub	Teeth
6	2400cc	2.4L	1981-84	Diesel	91880				95053			
6	2400cc	2.4L	1985	Diesel	91398	92198	93146	94082	95005			

VOLVO Hydraulics

122 SERIES												
Cyl.	CC / CI	Liter	Year	Specifications	Master	Slave	Prefilled Master					
4	1780cc	1.8L	1962-67	B18 Engine	99037	99429						

850 SERIES												
Cyl.	CC / CI	Liter	Year	Specifications	Master	Slave	Prefilled Master					
5	2435cc	2.4L	1993-97	Turbo 20V B5254F Engine (Except T5R)	99039	99433						
5	2435cc	2.4L	1995-96	EFI	99039	99433						

YUGO

GV, GVL, GVS												
Cyl.	CC / CI	Liter	Year	Specifications	Kit	Cover	Disc	Bearing	Pilot	O.D.	Hub	Teeth
6	1100cc	1.1L	1986-89		91027					7-1/8	3/4	17

Hydraulic Components Substitution List:



Our Application Guide only list master cylinders with hoses included. To determine availability of master cylinders without hoses or with reservoir use the following chart.

**As listed in the Application Guide
Master w/Hose
No Reservoir**

99040
99138
99140
99142
99146
99148
99150
99156
99158
99160
99162
99164
99198

**Substitution List:
Master Only Master With Reservoir**

	99136
	99002
	99004
	99006
	99026
	99072
99068	
	99048
	99050
	99054
	99056
	99058
	99008

Our Application Guide only list concentric slave cylinders without the bearings. To determine availability of concentric slave cylinders with bearings included, use the following chart.

**As listed in the Application Guide
Concentric Slave Cylinder
No Bearing**

99400
99406
99408
99412
99478
99488
99524
99538
99542

**Substitution List:
Concentric Slave Cylinder
With Bearing**

99401
99404
99402
99410
99480
99414
99522
99540
99544

Interchanges

Original Equipment Part Numbers

STANDARD

CLUTCH KITS

OEM #	Alto	Prod.	OEM #	Alto	Prod.	OEM #	Alto	Prod.
003 250 0003	93335	Disc	1-31240-343-0	93341	Disc	14105685	92239	Cover
003 250 5103	93327	Disc	1-31240-354-0	93325	Disc	15551426	93277	Disc
020-141-165H	94083	Bearing	1-31240-412-0	93325	Disc	15556919	92349	Cover
021-141-165H	94083	Bearing	1-31240-413-1	93325	Disc	15590107	92235	Cover
026-141-117	92117	Cover	1-31240-442-0	93325	Disc	15590112	92243	Cover
027-141-025T	92119	Cover	1-31240-485-0	93325	Disc	15590113	92279	Cover
027-141-026A	92119	Cover	1-31240-486-0	93325	Disc	15590126	92241	Cover
027-141-031	93107	Disc	1-31240-497-0	93325	Disc	15590168	94121	Bearing
027-141-032C	93107	Disc	1-31240-499-0	93325	Disc	15592285	93303	Disc
027 141 025H	92115	Cover	10117771	93217	Disc	15592288	92343	Cover
029-141-031A	93209	Disc	111-141-025DX	92009	Cover	15592289	92343	Cover
029 141 025B	92231	Cover	111-141-031E	93029	Disc	15592290	92337	Cover
0290-16-150F	93133	Disc	111-141-165A	94085	Bearing	15596746	92337	Cover
0317-16-460/A	93033	Disc	113-141-165	94081	Bearing	15598995	92235	Cover
0317-16-460B	93033	Disc	113-141-165B	94081	Bearing	15608691	93219	Disc
0324-16-410	92029	Cover	12623-6800	95011	Pilot	15613310	93283	Disc
0324-16-410A	92029	Cover	1391-16-460	93033	Disc	15613312	93303	Disc
0370-16-510	94017	Bearing	14031365	92109	Cover	15613315	93301	Disc
049-141-117D	92065	Cover	14032336	92109	Cover	15613351	93295	Disc
055-141-031B	93057	Disc	14032391	93303	Disc	15613351	93295	Disc
067 141 025E	92033	Cover	14049775	93079	Disc	15638387	92343	Cover
068-141-031R	93099	Disc	14060624	92309	Cover	15659914	93213	Disc
068 141 025	92061	Cover	14062241	92279	Cover	1769-16-410/A	92159	Cover
0824-16-512	94011	Bearing	14064185	93235	Disc	1769-16-460A	93133	Disc
091-141-165	94081	Bearing	14066213	92175	Cover	1769-16-460B	93133	Disc
091-141-165	94081	Bearing	14066384	92241	Cover	1769-16-460C	93133	Disc
09269-28004	94139	Bearing	14066979	92237	Cover	2054-37	93151	Disc
09269-28006	94075	Bearing	14066980	92237	Cover	2054-43	93151	Disc
09269-33001	94055	Bearing	14073765	92239	Cover	2054-52	93151	Disc
1-31240-160-0	93331	Disc	14075768	93217	Disc	2055-01	93153	Disc
1-31240-170-0	93325	Disc	14076960	92309	Cover	21001147	94173	Bearing
1-31240-185-0	93325	Disc	14079598	92111	Cover	21001160	92113	Cover
1-31240-199-0	93341	Disc	14079940	93259	Disc	21001333	93105	Disc
1-31240-224-0	93325	Disc	14080209	92173	Cover	22100-57B01	92155	Cover
1-31240-227-0	93341	Disc	14080212	92145	Cover	22100-60A00	92091	Cover
1-31240-240-0	93341	Disc	14080591	94137	Bearing	22100-60B10	92005	Cover
1-31240-242-0	93325	Disc	14084162	94121	Bearing	22100-70C01	92089	Cover
1-31240-266-0	93325	Disc	14084165	92235	Cover	22100-71C01	92089	Cover
1-31240-272-0	93325	Disc	14085535	93259	Disc	22100-72010	92019	Cover
1-31240-274-1	93325	Disc	14087221	92237	Cover	22100-72021	92019	Cover
1-31240-278-0	93341	Disc	14087237	93101	Disc	22100-72022	92019	Cover
1-31240-287-0	93341	Disc	14087241	93161	Disc	22100-72120	92019	Cover
1-31240-298-0	93325	Disc	14090941	93101	Disc	22100-72123	92019	Cover
1-31240-300-0	93325	Disc	14090942	92111	Cover	22100-80021	92019	Cover
1-31240-301-0	93325	Disc	14091962	93161	Disc	22100-82020	92001	Cover
1-31240-309-0	93325	Disc	14091968	92237	Cover	22100-82021	92001	Cover
1-31240-324-0	93341	Disc	14092836	92173	Cover	22100-82610	92053	Cover

Interchanges

Original Equipment Part Numbers

STANDARD

CLUTCH KITS

OEM #	Alto	Prod.	OEM #	Alto	Prod.	OEM #	Alto	Prod.
22100-83020	92051	Cover	22300-PA5-000	92047	Cover	22400-82024	93001	Disc
22100-83021	92051	Cover	22300-PA6-010	92047	Cover	22400-82610	93035	Disc
22200-634-000	93043	Disc	22300-PA6-020	92047	Cover	22400-83020	93053	Disc
22200-634-000	93039	Disc	22300-PB1-910	92077	Cover	22400-83021	93053	Disc
22200-634-010	93039	Disc	22300-PB2-000	92077	Cover	22400-83022	93053	Disc
22200-634-020	93039	Disc	22300-PB2-910	92077	Cover	22535941	92239	Cover
22200-634-020	93043	Disc	22300-PC2-000	92077	Cover	22683-689-000	94029	Bearing
22200-642-000	93039	Disc	22300-PC6-000	92079	Cover	22683-689-003	94029	Bearing
22200-642-000	93043	Disc	22300-PC6-010	92079	Cover	22683-PB6-003	94029	Bearing
22200-657-000	93039	Disc	22300-PC6-020	92079	Cover	22810-P20-003	94105	Bearing
22200-657-020	93039	Disc	22300-PC6-030	92079	Cover	22810-P20-005	94105	Bearing
22200-657-030	93039	Disc	22300-PD2-000	92079	Cover	22810-PB6-921	94041	Bearing
22200-671-000	93043	Disc	22300-PD2-010	92079	Cover	22810-PB6-922	94041	Bearing
22200-671-000	93039	Disc	22300-PD2-020	92079	Cover	22810-PC8-921	94041	Bearing
22200-671-010	93039	Disc	22300-PD2-030	92079	Cover	22810-PC8-922	94041	Bearing
22200-689-010	93059	Disc	22300-PE0-000	92049	Cover	22810-PC8-923	94041	Bearing
22200-689-020	93059	Disc	22300-PE0-002	92049	Cover	22810-PE6-003	94035	Bearing
22200-P10-000	93103	Disc	22300-PE0-003	92049	Cover	22810-PE6-921	94035	Bearing
22200-PA0-000	93039	Disc	22300-PE0-030	92049	Cover	22810-PH8-000	94053	Bearing
22200-PA5-000	93039	Disc	22300-PE1-000	92049	Cover	22810-PL3-003	94051	Bearing
22200-PA6-000	93039	Disc	22300-PE1-020	92049	Cover	22810-PL3-005	94051	Bearing
22200-PB2-000	93059	Disc	22300-PE1-030	92049	Cover	22810-PX5-003	94103	Bearing
22200-PC2-000	93059	Disc	22300-PE1-040	92049	Cover	22863-634-004	94003	Bearing
22200-PC2-010	93059	Disc	22300-PE7-030	92049	Cover	22863-634-013	94003	Bearing
22200-PC6-010	93059	Disc	22300-PH3-000	92131	Cover	22863-634-023	94003	Bearing
22200-PC6-020	93059	Disc	22300-PH3-010	92131	Cover	23265-70C00	94055	Bearing
22200-PC6-030	93059	Disc	22300-PH4-010	92131	Cover	24572459	92245	Cover
22200-PE0-000	93039	Disc	22300-PK2-000	92123	Cover	2461494	94161	Bearing
22200-PE0-020	93039	Disc	22300-PM5-000	92081	Cover	2659311	93313	Disc
22200-PH4-010	93115	Disc	22300-PM5-L00	92121	Cover	2908473	93241	Disc
22200-PH4-G01	93115	Disc	22300-PM7-000	92081	Cover	30008930	92005	Cover
22200-PH5-000	93059	Disc	22300-PM7-L00	92121	Cover	30100-01G10	93240	Disc
22200-PJ7-J00	93059	Disc	22300-PT4-000	92185	Cover	30100-04F00	93189	Disc
22200-PM1-000	93041	Disc	2231529	92293	Cover	30100-06F00	93189	Disc
22200-PM1-010	93041	Disc	2239683	92293	Cover	30100-09W01	93189	Disc
22200-PM5-030	93081	Disc	22400-32022	93025	Disc	30100-10M00	93065	Disc
22200-PM7-L00	93103	Disc	22400-60A03	93093	Disc	30100-10M01	93065	Disc
22200-PT1-000	93165	Disc	22400-60A04	93093	Disc	30100-11M00	93019	Disc
22300-634-000	92045	Cover	22400-63B01	93035	Disc	30100-13A13	93149	Disc
22300-634-010	92045	Cover	22400-70C02	93067	Disc	30100-14600	93089	Disc
22300-642-000	92045	Cover	22400-72010	93025	Disc	30100-14601	93089	Disc
22300-657-000	92045	Cover	22400-72020	93025	Disc	30100-14602	93089	Disc
22300-657-003	92045	Cover	22400-72021	93025	Disc	30100-14603	93089	Disc
22300-671-000	92045	Cover	22400-72022	93025	Disc	30100-14604	93089	Disc
22300-689-000	92077	Cover	22400-75C00	93067	Disc	30100-15800	93089	Disc
22300-689-010	92077	Cover	22400-82022	93001	Disc	30100-15801	93089	Disc
22300-PA0-010	92047	Cover	22400-82023	93001	Disc	30100-16A00	93019	Disc

Interchanges

Original Equipment Part Numbers

STANDARD

CLUTCH KITS

OEM #	Alto	Prod.	OEM #	Alto	Prod.	OEM #	Alto	Prod.
30100-16A10	93019	Disc	30100-73005	93189	Disc	30100-M7062	93019	Disc
30100-16E03	93233	Disc	30100-73006	93189	Disc	30100-M7063	93019	Disc
30100-16E04	93233	Disc	30100-86G00	93233	Disc	30100-N4202	93233	Disc
30100-16M00	93065	Disc	30100-88G00	93240	Disc	30100-N4294	93189	Disc
30100-21G00	93233	Disc	30100-90209	93333	Disc	30100-N8400	93089	Disc
30100-21P00	93233	Disc	30100-90210	93333	Disc	30100-N8493	93089	Disc
30100-22A00	93019	Disc	30100-90211	93333	Disc	30100-N8494	93089	Disc
30100-22P00	93240	Disc	30100-90215	93333	Disc	30100-P9200	93189	Disc
30100-23000	93089	Disc	30100-90216	93333	Disc	30100-P9201	93233	Disc
30100-23001	93089	Disc	30100-90217	93333	Disc	30100-P9300	93269	Disc
30100-23002	93089	Disc	30100-90221	93333	Disc	30100-P9500	93233	Disc
30100-23003	93089	Disc	30100-90300	93333	Disc	30100-P9510	93233	Disc
30100-23004	93089	Disc	30100-90301	93333	Disc	30100-P9511	93233	Disc
30100-23005	93089	Disc	30100-90302	93333	Disc	30100-P9594	93233	Disc
30100-23006	93089	Disc	30100-90303	93333	Disc	30100-S3001	93089	Disc
30100-24F00	93189	Disc	30100-90307	93333	Disc	30100-S3100	93089	Disc
30100-27G00	93189	Disc	30100-90312	93333	Disc	30100-T1000	93189	Disc
30100-28F00	93189	Disc	30100-96E09	93233	Disc	30100-T7070	93233	Disc
30100-28L60	93189	Disc	30100-AA001	93193	Disc	30100-T8000	93233	Disc
30100-30P01	93233	Disc	30100-AA042	93091	Disc	30100-T8003	93233	Disc
30100-31G02	93233	Disc	30100-AA220	93193	Disc	30100-T8020	93269	Disc
30100-31G11	93233	Disc	30100-AA280	93195	Disc	30100-U5100	93089	Disc
30100-33M00	93019	Disc	30100-B3001	93089	Disc	30100-U7500	93089	Disc
30100-37G62	93233	Disc	30100-B5000	93089	Disc	30100-V2200	93189	Disc
30100-40P00	93240	Disc	30100-C6000	93269	Disc	30100-V2500	93189	Disc
30100-40P01	93240	Disc	30100-C7000	93233	Disc	30100-V7101	93233	Disc
30100-47A01	93051	Disc	30100-C7400	93269	Disc	30100-W3405	93189	Disc
30100-51F16	93189	Disc	30100-C8000	93269	Disc	30100-Y4000	93189	Disc
30100-52A00	93051	Disc	30100-D0100	93065	Disc	30100-Y4100	93189	Disc
30100-52A02	93051	Disc	30100-D1700	93065	Disc	30100-Y4101	93189	Disc
30100-52A03	93051	Disc	30100-D2000	93065	Disc	30100-Y6800	93189	Disc
30100-53Y19	93051	Disc	30100-D2900	93065	Disc	30210-01G10	92285	Cover
30100-53Y20	93051	Disc	30100-D3300	93065	Disc	30210-01M00	92015	Cover
30100-56A10	93065	Disc	30100-E4100	93189	Disc	30210-10W00	92265	Cover
30100-56A11	93065	Disc	30100-E4101	93189	Disc	30210-16E00	92264	Cover
30100-56A13	93065	Disc	30100-E4300	93189	Disc	30210-16E10	92264	Cover
30100-58M11	93065	Disc	30100-E4301	93189	Disc	30210-21P00	92281	Cover
30100-59Y09	93159	Disc	30100-E4302	93189	Disc	30210-22G00	92265	Cover
30100-64E00	93159	Disc	30100-E4302	93189	Disc	30210-22R00	92043	Cover
30100-65E01	93189	Disc	30100-F5500	93233	Disc	30210-23000	92075	Cover
30100-68000	93089	Disc	30100-H1004	93019	Disc	30210-30P00	92267	Cover
30100-70A00	93065	Disc	30100-H5000	93019	Disc	30210-34W02	92201	Cover
30100-70A11	93065	Disc	30100-H5200	93019	Disc	30210-40P00	92283	Cover
30100-73001	93189	Disc	30100-J2200	93189	Disc	30210-40P05	92283	Cover
30100-73002	93189	Disc	30100-K0600	93089	Disc	30210-50W00	92201	Cover
30100-73003	93189	Disc	30100-KA001	93023	Disc	30210-50W01	92201	Cover
30100-73004	93189	Disc	30100-M7061	93019	Disc	30210-53J15	92179	Cover

Interchanges

Original Equipment Part Numbers

STANDARD

CLUTCH KITS

OEM #	Alto	Prod.	OEM #	Alto	Prod.	OEM #	Alto	Prod.
30210-53J19	92179	Cover	30502-30P00	94095	Bearing	31210-16030	92035	Cover
30210-57Y00	92043	Cover	30502-45P00	94095	Bearing	31210-16031	92035	Cover
30210-57Y05	92043	Cover	30502-52A00	94059	Bearing	31210-16040	92035	Cover
30210-85E01	92269	Cover	30502-52A60	94059	Bearing	31210-16050	92035	Cover
30210-AA020	92217	Cover	30502-53J01	94059	Bearing	31210-16070	92039	Cover
30210-AA030	92217	Cover	30502-56A60	94061	Bearing	31210-16090	92125	Cover
30210-AA100	92223	Cover	30502-96E20	94093	Bearing	31210-16110	92035	Cover
30210-AA160	92225	Cover	30502-AA001	94039	Bearing	31210-16301	92035	Cover
30210-B5000	92073	Cover	30502-AA051	94109	Bearing	31210-17010	92127	Cover
30210-D0100	92073	Cover	30502-D3522	94107	Bearing	31210-17012	92129	Cover
30210-D0200	92073	Cover	30502-KA000	94013	Bearing	31210-19015	92035	Cover
30210-D2000	92073	Cover	30502-M8000	94027	Bearing	31210-20050	92069	Cover
30210-D3501	92205	Cover	30502-M8005	94027	Bearing	31210-20051	92069	Cover
30210-D4100	92149	Cover	311-141-031B	93097	Disc	31210-20080	92069	Cover
30210-E4302	92207	Cover	311-141-031D	93095	Disc	31210-20083	92071	Cover
30210-G1000	92015	Cover	311 141 025C	92063	Cover	31210-20083	92069	Cover
30210-G1001	92015	Cover	311 141 025E	92059	Cover	31210-20120	92195	Cover
30210-G1002	92015	Cover	31210-12041	92011	Cover	31210-20130	92195	Cover
30210-H1901	92015	Cover	31210-12042	92011	Cover	31210-20131	92195	Cover
30210-H1902	92015	Cover	31210-12043	92011	Cover	31210-20150	92071	Cover
30210-H1903	92015	Cover	31210-12050	92011	Cover	31210-20150	92069	Cover
30210-H6200	92015	Cover	31210-12051	92011	Cover	31210-20200	92069	Cover
30210-H7000	92015	Cover	31210-12052	92011	Cover	31210-20250	92259	Cover
30210-K0100	92073	Cover	31210-12060	92041	Cover	31210-22030	92069	Cover
30210-K0400	92073	Cover	31210-12061	92041	Cover	31210-22041	92195	Cover
30210-M7060	92015	Cover	31210-12062	92041	Cover	31210-23010	92069	Cover
30210-M7061	92015	Cover	31210-12063	92041	Cover	31210-23011	92195	Cover
30210-M7260	92015	Cover	31210-12070	92125	Cover	31210-23012	92195	Cover
30210-M7261	92015	Cover	31210-12071	92125	Cover	31210-23012	92069	Cover
30210-N1600	92015	Cover	31210-12080	92069	Cover	31210-24010	92195	Cover
30210-N3100	92207	Cover	31210-12100	92069	Cover	31210-24020	92197	Cover
30210-P9500	92265	Cover	31210-12120	92069	Cover	31210-26029	92195	Cover
30210-P9510	92265	Cover	31210-12150	92129	Cover	31210-26040	92195	Cover
30210-P9600	92267	Cover	31210-12151	92129	Cover	31210-28030	92261	Cover
30210-P9610	92265	Cover	31210-14010	92037	Cover	31210-30030	92193	Cover
30210-Q5200	92043	Cover	31210-14011	92037	Cover	31210-30060	92193	Cover
30210-S0100	92073	Cover	31210-14012	92037	Cover	31210-30061	92193	Cover
30210-T1000	92201	Cover	31210-14013	92037	Cover	31210-30070	92193	Cover
30210-U5200	92073	Cover	31210-14020	92037	Cover	31210-30090	92193	Cover
30210-V5200	92265	Cover	31210-14021	92037	Cover	31210-30100	92193	Cover
30210-V5500	92203	Cover	31210-14050	92069	Cover	31210-30101	92193	Cover
30210-V5502	92203	Cover	31210-14070	92037	Cover	31210-30102	92193	Cover
30210-Y0100	92201	Cover	31210-14080	92037	Cover	31210-30104	92193	Cover
30502-03E20	94093	Bearing	31210-14110	92253	Cover	31210-30110	92193	Cover
30502-14601	94001	Bearing	31210-14120	92253	Cover	31210-30111	92193	Cover
30502-21000	94009	Bearing	31210-14121	92253	Cover	31210-30112	92193	Cover
30502-28E24	94101	Bearing	31210-14130	92195	Cover	31210-30130	92193	Cover

Interchanges

Original Equipment Part Numbers

STANDARD

CLUTCH KITS

OEM #	Alto	Prod.	OEM #	Alto	Prod.	OEM #	Alto	Prod.
31210-30131	92193	Cover	31230-12140	94043	Bearing	31250-12310	93113	Disc
31210-30133	92193	Cover	31230-12170	94113	Bearing	31250-1270A	93337	Disc
31210-30140	92193	Cover	31230-14030	94021	Bearing	31250-1271A	93337	Disc
31210-30141	92193	Cover	31230-20160	94071	Bearing	31250-14010	93055	Disc
31210-30142	92193	Cover	31230-32010	94033	Bearing	31250-14011	93055	Disc
31210-30172	92195	Cover	31230-32020	94033	Bearing	31250-14020	93167	Disc
31210-30182	92195	Cover	31230-32060	94065	Bearing	31250-14021	93167	Disc
31210-32010	92229	Cover	31230-32090	94065	Bearing	31250-14070	93167	Disc
31210-32040	92229	Cover	31230-35090	94067	Bearing	31250-14071	93167	Disc
31210-32050	92229	Cover	31230-87704	94077	Bearing	31250-14072	93167	Disc
31210-32051	92229	Cover	31250-1010	93321	Disc	31250-14090	93055	Disc
31210-32070	92229	Cover	31250-10120	93075	Disc	31250-14091	93055	Disc
31210-32072	92229	Cover	31250-1022A	93305	Disc	31250-14100	93075	Disc
31210-32073	92229	Cover	31250-1023A	93305	Disc	31250-14101	93075	Disc
31210-32100	92255	Cover	31250-1024A	93305	Disc	31250-14110	93111	Disc
31210-32130	92199	Cover	31250-1072	93337	Disc	31250-14130	93225	Disc
31210-35020	92195	Cover	31250-1072A	93337	Disc	31250-14141	93113	Disc
31210-35021	92195	Cover	31250-1080A/B	93321	Disc	31250-14150	93167	Disc
31210-35022	92195	Cover	31250-1081/A	93321	Disc	31250-14160	93225	Disc
31210-35042	92195	Cover	31250-1083/A	93321	Disc	31250-16011	93055	Disc
31210-35070	92257	Cover	31250-1090A	93305	Disc	31250-16012	93055	Disc
31210-35071	92257	Cover	31250-1091A/C	93305	Disc	31250-16013	93055	Disc
31210-35090	92195	Cover	31250-1092A	93305	Disc	31250-16020	93055	Disc
31210-35110	92197	Cover	31250-1093A	93305	Disc	31250-16030	93055	Disc
31210-35130	92197	Cover	31250-1100/A	93337	Disc	31250-16031	93055	Disc
31210-36028	92195	Cover	31250-1101A	93337	Disc	31250-17010	93075	Disc
31210-36029	92195	Cover	31250-1102A/B	93337	Disc	31250-17020	93113	Disc
31210-36150	92299	Cover	31250-1103/A	93337	Disc	31250-20040	93167	Disc
31210-36160	92313	Cover	31250-12020	93027	Disc	31250-20112	93111	Disc
31210-36170	92299	Cover	31250-12021	93027	Disc	31250-20131	93167	Disc
31210-36180	92299	Cover	31250-12030	93027	Disc	31250-2050A	93339	Disc
31210-60030	92313	Cover	31250-12040	93055	Disc	31250-22010	93075	Disc
31210-60031	92313	Cover	31250-12061	93055	Disc	31250-22020	93075	Disc
31210-60040	92313	Cover	31250-12070	93027	Disc	31250-22040	93167	Disc
31210-60041	92313	Cover	31250-12071	93027	Disc	31250-22041	93167	Disc
31210-60042	92313	Cover	31250-12080	93075	Disc	31250-22042	93167	Disc
31210-60070	92313	Cover	31250-12081	93075	Disc	31250-22043	93167	Disc
31210-60082	92299	Cover	31250-12090	93113	Disc	31250-22044	93167	Disc
31210-60091	92299	Cover	31250-12110	93113	Disc	31250-22050	93167	Disc
31210-60100	92299	Cover	31250-12133	93055	Disc	31250-22051	93167	Disc
31210-62011	92195	Cover	31250-12143	93075	Disc	31250-22052	93167	Disc
31210-87609	92097	Cover	31250-12144	93075	Disc	31250-22080	93167	Disc
31210-87613	92097	Cover	31250-12153	93113	Disc	31250-22081	93167	Disc
31210-87704	92003	Cover	31250-12154	93113	Disc	31250-22101	93167	Disc
31210-87713	92003	Cover	31250-12170	93055	Disc	31250-23010	93075	Disc
31210-87714	92021	Cover	31250-12200	93075	Disc	31250-2380A	93337	Disc
31230-12110	94043	Bearing	31250-12290	93075	Disc	31250-2390A	93339	Disc

Interchanges

Original Equipment Part Numbers

STANDARD

CLUTCH KITS

OEM #	Alto	Prod.	OEM #	Alto	Prod.	OEM #	Alto	Prod.
31250-2400/A	93337	Disc	31250-3040	93321	Disc	31250-87717	93011	Disc
31250-24010	93225	Disc	31250-3150/2	93307	Disc	31260-87504	94049	Bearing
31250-24011	93225	Disc	31250-3152	93307	Disc	3184955	92339	Cover
31250-2420A	93337	Disc	31250-3200	93323	Disc	3198709	92293	Cover
31250-2421A	93337	Disc	31250-32020	93203	Disc	3207505	94153	Bearing
31250-2440A	93337	Disc	31250-32031	93203	Disc	32150-32030	93203	Disc
31250-2450A	93337	Disc	31250-32032	93203	Disc	32202-18001	95033	Pilot
31250-2461	93323	Disc	31250-35020	93167	Disc	32202-30000	95031	Pilot
31250-2480	93337	Disc	31250-35050	93167	Disc	32202-B9500	95031	Pilot
31250-2491	93337	Disc	31250-35051	93167	Disc	3240548	92307	Cover
31250-25030	93203	Disc	31250-35061	93111	Disc	33015-4300	92087	Cover
31250-25060	93167	Disc	31250-35070	93167	Disc	3304-3002-01/02	93339	Disc
31250-25061	93167	Disc	31250-35080	93167	Disc	3304-3002-11/12	93339	Disc
31250-25062	93167	Disc	31250-35100	93167	Disc	3410158	92339	Cover
31250-25063	93167	Disc	31250-35101	93167	Disc	3633883	93281	Disc
31250-25090	93111	Disc	31250-35160	93225	Disc	3752487	95035	Pilot
31250-2510/A	93337	Disc	31250-35161	93225	Disc	3758986	93313	Disc
31250-2520A	93337	Disc	31250-35232	93167	Disc	3799139	92305	Cover
31250-2530/A	93321	Disc	31250-35233	93167	Disc	3846154	93221	Disc
31250-26020	93075	Disc	31250-3570/1	93307	Disc	3852458	93247	Disc
31250-26021	93075	Disc	31250-3580	93323	Disc	3884598	92335	Cover
31250-2621	93323	Disc	31250-36073	93167	Disc	3886126	93221	Disc
31250-2690A	93337	Disc	31250-36113	93255	Disc	3889346	93247	Disc
31250-2720	93337	Disc	31250-36161	93255	Disc	3906680	93301	Disc
31250-2741A	93337	Disc	31250-36290	93225	Disc	3959502	92335	Cover
31250-28011	93111	Disc	31250-36410	93273	Disc	3962052	92335	Cover
31250-28011	93111	Disc	31250-36480	93273	Disc	3975-16-460A	93133	Disc
31250-2840/1	93323	Disc	31250-3770A	93307	Disc	39899030	93279	Disc
31250-29010	93075	Disc	31250-4120	93307	Disc	3997762	92345	Cover
31250-29020	93075	Disc	31250-55010	93271	Disc	41100-11200	93033	Disc
31250-29021	93075	Disc	31250-55030	93271	Disc	41100-21000	93033	Disc
31250-30020	93075	Disc	31250-55031	93271	Disc	41100-36620	93061	Disc
31250-30021	93075	Disc	31250-55032	93271	Disc	4111-16-410B	92167	Cover
31250-30022	93075	Disc	31250-55033	93271	Disc	41300-11302	92025	Cover
31250-30023	93075	Disc	31250-55060	93271	Disc	41300-21000	92025	Cover
31250-30024	93075	Disc	31250-60000	93271	Disc	41300-21111	92025	Cover
31250-30066	93167	Disc	31250-60020	93271	Disc	41300-36600	92083	Cover
31250-30067	93167	Disc	31250-60060	93167	Disc	41300-36620	92083	Cover
31250-30068	93167	Disc	31250-60080	93271	Disc	41410-11000	94025	Bearing
31250-30069	93167	Disc	31250-60090	93255	Disc	41421-21300	94025	Bearing
31250-30140	93167	Disc	31250-60110	93167	Disc	4202378	94133	Bearing
31250-30190	93167	Disc	31250-60190	93273	Disc	43012-7000	93091	Disc
31250-30200	93167	Disc	31250-65010	93271	Disc	43012-7001	93091	Disc
31250-30210	93167	Disc	31250-65020	93271	Disc	43012-7011	93091	Disc
31250-30211	93167	Disc	31250-87512	93005	Disc	43012-7100	93091	Disc
31250-30252	93055	Disc	31250-87609	93063	Disc	43012-7120	93091	Disc
31250-30330	93167	Disc	31250-87708	93005	Disc	43012-7300	93191	Disc

Interchanges

Original Equipment Part Numbers

STANDARD

CLUTCH KITS

OEM #	Alto	Prod.	OEM #	Alto	Prod.	OEM #	Alto	Prod.
43012-7310	93191	Disc	4741041	92333	Cover	8-94316-950-0	93231	Disc
43012-7320	93191	Disc	482034	93279	Disc	8-94333-125-0	93249	Disc
43012-7410	93091	Disc	5-31240-013-1	93083	Disc	8-94342-625-0	93217	Disc
43015-7200	92087	Cover	5-31240-039-0	93083	Disc	8-94371-706-0	93231	Disc
43015-7210	92087	Cover	5-31240-039-1	93083	Disc	8-94374-897-4	92301	Cover
43015-7220	92087	Cover	5222864	92031	Cover	8-94374-897-7	92301	Cover
43015-7230	92087	Cover	5222970	92057	Cover	8-94374-898-1	93249	Disc
43015-7300	92087	Cover	5300-8342	94177	Bearing	8-94377-417-0	94087	Bearing
43015-7310	92087	Cover	53002711	92243	Cover	8-94379-499-0	94097	Bearing
43015-7330	92087	Cover	53006915	94149	Bearing	8-94379-499-1	94097	Bearing
43015-7400	92217	Cover	53009860	92307	Cover	8-94418-441-0	92027	Cover
43015-7410	92217	Cover	53298	95037	Pilot	8-94453-348-0	94097	Bearing
4304548	93067	Disc	5356918	94151	Bearing	8-94460-817-0	92249	Cover
43151-7000	94005	Bearing	5361610	94125	Bearing	8-94460-818-1	93223	Disc
4316745	93127	Disc	59406121	93129	Disc	8-94462-030-2	92273	Cover
43236561	94125	Bearing	5947186	93007	Disc	8-94462-030-3	92273	Cover
4329671	93067	Disc	598088	94169	Bearing	8-94462-030-3	92273	Cover
4337624	92325	Cover	6272200	92353	Cover	8-94462-030-3	92273	Cover
4338119	92303	Cover	7300462	93129	Disc	8-94467-111-2	92093	Cover
4338355	93261	Disc	7579583	93006	Disc	8-94467-115-0	93077	Disc
4338856	94163	Bearing	7700-851-205	93021	Disc	8-94471-629-0	93031	Disc
4339832	93127	Disc	7700723977	92147	Cover	8-94475-410-3	93223	Disc
4350337	93129	Disc	7700734176	93071	Disc	8-94477-736-0	92181	Cover
4377595	93261	Disc	8-94020-016-0	94007	Bearing	8-94479-249-0	93147	Disc
4377727	92137	Cover	8-94022-582-0	95003	Pilot	8-94482-308-0	93231	Disc
4377728	93159	Disc	8-94101-243-0	94045	Bearing	8-94482-308-1	93231	Disc
4378022	93037	Disc	8-94105-062-0	92157	Cover	8-95610-716-0	92157	Cover
4398659	93015	Disc	8-94114-850-0	93147	Disc	8-95610-717-0	93147	Disc
4398660	93067	Disc	8-94114-850-1	93147	Disc	8-97010-950-0	93249	Disc
4399517	93006	Disc	8-94121-395-0	93147	Disc	8-97045-359-0	93077	Disc
4420978	93013	Disc	8-94122-134-0	93083	Disc	8-97104-260-0	94176	Bearing
4428167	93037	Disc	8-94125-567-0	92157	Cover	80621-0010	95010	Pilot
4431156	93211	Disc	8-94125-567-1	92157	Cover	80621-2020	95007	Pilot
4431170	93211	Disc	8-94133-417-0	94057	Bearing	8134-16-460A	93033	Disc
4446313	93211	Disc	8-94133-417-1	94057	Bearing	8134-16-460B	93033	Disc
4504037	92137	Cover	8-94170-345-0	93031	Disc	82321780	93127	Disc
4504578	92233	Cover	8-94171-965-1	93249	Disc	83151-4700	94013	Bearing
4505323	93211	Disc	8-94203-354-1	92095	Cover	83151-KA000	94115	Bearing
4505351	93159	Disc	8-94209-571-0	93083	Disc	83503383	94155	Bearing
4505358	94163	Bearing	8-94209-571-1	93083	Disc	8531-16-510A	94017	Bearing
4505367	92325	Cover	8-94220-955-1	92095	Cover	8540-16-510B	94019	Bearing
4505428	93211	Disc	8-94224-257-2	93083	Disc	8953000175	94147	Bearing
4505430	92233	Cover	8-94224-257-4	93083	Disc	8953001162	94145	Bearing
4505431	93211	Disc	8-94224-783-0	92157	Cover	9-31220-632-0	92095	Cover
4638465	94149	Bearing	8-94229-388-0	93147	Disc	90363-12002	95007	Pilot
4641148	92233	Cover	8-94258-397-1	92157	Cover	90363-12003	95009	Pilot
471550	93279	Disc	8-94259-717-0	93147	Disc	90363-33001	94003	Bearing

Interchanges

Original Equipment Part Numbers

STANDARD

CLUTCH KITS

OEM #	Alto	Prod.	OEM #	Alto	Prod.	OEM #	Alto	Prod.
90363-33003	94023	Bearing	9432388	94181	Bearing	C6TZ7563C	92349	Cover
90363-33004	94023	Bearing	94467111	92093	Cover	C7AZ-7548C	94125	Bearing
90363-33030	94003	Bearing	94479013	94057	Bearing	C7OZ-7550C	93207	Disc
90363-33057	94003	Bearing	94840846	92069	Cover	C8TZ-7563B	92319	Cover
90363-33077	94003	Bearing	94840846	92069	Cover	C8UZ-7550C	93293	Disc
90363-33080	94023	Bearing	94840847	93075	Disc	CP425610	92335	Cover
90363-38004	94007	Bearing	94840847	93075	Disc	CP425613	92237	Cover
90363-38009	94007	Bearing	96051407	94139	Bearing	CP425615	92235	Cover
90363-38040	94007	Bearing	96051869	92001	Cover	CP425619	92335	Cover
90363-38084	94007	Bearing	96053602	93001	Disc	CP425630	92237	Cover
90363-40001	94021	Bearing	96054262	93001	Disc	D1FZ-7550B	93205	Disc
90363-40003	94005	Bearing	96054422	92001	Cover	D1FZ-7550C	93205	Disc
90363-40005	94021	Bearing	96054562	93001	Disc	D1FZ-7600B	95015	Pilot
90363-40008	94021	Bearing	96057941	95011	Bearing	D1TZ-7548B	94179	Bearing
90363-40010	94005	Bearing	96059692	93093	Disc	D1TZ-7563B	92319	Cover
90363-40015	94021	Bearing	96059930	94075	Bearing	D1ZZ-7563C	92319	Cover
90363-40019	94021	Bearing	9606-0183	92005	Cover	D27Z-7550A	93133	Disc
90363-40022	94021	Bearing	9606-0184	93009	Disc	D47Z-10A303-A	95005	Pilot
90363-40045	94005	Bearing	96060184	93009	Disc	D4DZ-7600A	95013	Pilot
90363-40058	94005	Bearing	9774163	92305	Cover	D4FZ-7550B	93139	Disc
90363-40078	94005	Bearing	9792013	93257	Disc	D4RY-7548A	94157	Bearing
90363-52086	94015	Bearing	AM02-16-410	92275	Cover	D4ZZ-7548A	94119	Bearing
905244	94121	Bearing	AS01-410-16B	92263	Cover	D4ZZ-7600A	95015	Pilot
9060-0184	93009	Disc	B315-16-510	94073	Bearing	D501-16-460	93049	Disc
908093	94167	Bearing	B504-16-460A	93049	Disc	D5ZZ-7550B	93141	Disc
908244	94167	Bearing	B505-16-410	92055	Cover	D6TZ-7550A	93285	Disc
908403	94117	Bearing	B601-16-460	93049	Disc	D6TZ-7550E	93285	Disc
909422	94169	Bearing	B602-16-410F	92219	Cover	D6ZZ-7550A	93243	Disc
91006-634-008	95001	Pilot	B602-16-410F	92219	Cover	D6ZZ-7563A	92295	Cover
91006-634-008	95001	Pilot	B605-16-410	92055	Cover	D77Z-7550A	93133	Disc
94020016	94007	Bearing	B609-16-460	93049	Disc	D77Z-7563A	92159	Cover
94022538	93083	Disc	B609-16-460A	93049	Disc	D7TZ-7563A	92321	Cover
94022582	95003	Pilot	B618-16-410	92103	Cover	D8TZ-7600A	95013	Pilot
94022582	95003	Pilot	B618-16-460A	93073	Disc	D97Z-7548A	94019	Bearing
94024052	94007	Bearing	B621-16-460	93049	Disc	D97Z-7550A	93133	Disc
94024496	93083	Disc	B622-16-410	92099	Cover	D97Z-7563A	92159	Cover
94028157	93083	Disc	B622-16-460A	93087	Disc	D9TZ-7548A	94125	Bearing
94029306	93147	Disc	B622-16-510	94099	Bearing	D9ZZ-7548A	94119	Bearing
94029571	93083	Disc	B625-16-410	92105	Cover	D9ZZ-7548BB	94141	Bearing
94133417	94057	Bearing	BE64-16-410	92221	Cover	D9ZZ-7550B	93141	Disc
94148441	92027	Cover	BP01-16-460A	93135	Disc	D9ZZ-7563A	92289	Cover
94224783	92157	Cover	BP10-16-410A	92105	Cover	D9ZZ-7563B	92143	Cover
94229388	93147	Disc	C4TZ7563A	92349	Cover	D9ZZ-7563D	92139	Cover
94249782	94117	Bearing	C560-16-510B	94019	Bearing	E1FZ-7548A	94143	Bearing
94253236	92145	Cover	C5GY-7550B	93293	Disc	E1FZ-7550B	93069	Disc
94253237	92169	Cover	C5TZ-7550H	93317	Disc	E1FZ-7563B	92107	Cover
94253272	92169	Cover	C6AZ-7548A	94125	Bearing	E1HZ-7548D	94179	Bearing

Interchanges

Original Equipment Part Numbers



OEM #	Alto	Prod.	OEM #	Alto	Prod.	OEM #	Alto	Prod.
E1TZ-7563A	92321	Cover	E8FZ-7550A	93131	Disc	K011-16-410	92209	Cover
E1ZZ-7550A	93207	Disc	E8TZ-7548A	94131	Bearing	K011-16-460	93185	Disc
E2TZ-7548A	94125	Bearing	E8TZ-7550C	93287	Disc	K013-16-410	92209	Cover
E301-16-460A	93033	Disc	E8TZ-7550D/G	93287	Disc	K013-16-460	93185	Disc
E301-16-510	94017	Bearing	E8TZ-7550F	93289	Disc	K201-16-410	92085	Cover
E301-16-510A	94079	Bearing	E8TZ-7563B	92323	Cover	K201-16-460	93073	Disc
E302-16-460A	93033	Disc	F06C-7550AC	93073	Disc	K201-16-510	94091	Bearing
E3FZ-7548A	94123	Bearing	F06C-7550BB	93135	Disc	K203-16-410	92085	Cover
E3FZ-7550A	93069	Disc	F06C-7563AC	92101	Cover	K203-16-460	93085	Disc
E3TZ-7548A	94123	Bearing	F0JY-7548A	94091	Bearing	K247-16-510	94019	Bearing
E3TZ-7563F	92287	Cover	F0TZ-7550A	93245	Disc	KK150-16-460A	93017	Disc
E3TZ-7600B	95017	Pilot	F1FR-7563AA	92329	Cover	KKY01-16-410A	92023	Cover
E43Z-7563A	92133	Cover	F1TZ-7548A	94165	Bearing	MB301-16-410	92023	Cover
E4FZ-7550D	93069	Disc	F1TZ-7548C	94131	Bearing	MB302-16-410	92023	Cover
E4FZ-7563B	92107	Cover	F1TZ-7563BA	92291	Cover	MD002613	95001	Pilot
E4TZ-7548A	94119	Bearing	F201-16-410	92219	Cover	MD701150	93033	Disc
E4TZ-7563C	92287	Cover	F201-16-410	92219	Cover	MD701151	93033	Disc
E4ZZ-7563B	92289	Cover	F201-16-460C	93179	Disc	MD701153	93033	Disc
E501-16-410/A	92055	Cover	F202-16-460	93179	Disc	MD701154	93033	Disc
E502-16-410	92219	Cover	F203-16-410	92221	Cover	MD701155	93033	Disc
E502-16-410	92219	Cover	F209-16-460A	93227	Disc	MD701191	93061	Disc
E502-16-410A	92055	Cover	F23Z-7563A	92165	Cover	MD701193	93061	Disc
E502-16-460A	93049	Disc	F32Z-7550A	93135	Disc	MD701194	93061	Disc
E5FZ-7563A	92107	Cover	F57Z-7563B	92291	Cover	MD701195	93061	Disc
E5TZ-7548C	94127	Bearing	F5TZ-7548A	94171	Bearing	MD701196	93061	Disc
E5TZ-7550E	93181	Disc	F801-11-303	95005	Pilot	MD701205	92025	Cover
E5TZ-7563B	92331	Cover	F867-16-460A	93135	Disc	MD701206	92025	Cover
E6TZ-7550D	93181	Disc	FE07-16-460	93179	Disc	MD701221	92083	Cover
E6TZ-7563A	92191	Cover	FE50-16-410B	92219	Cover	MD701283	94007	Bearing
E6TZ-7563C	92321	Cover	FE50-16-410B	92219	Cover	MD702241	94011	Bearing
E73Z-7563A	92133	Cover	FE55-16-460	93179	Disc	MD703151	93125	Disc
E75Z-7563A	92135	Cover	FE57-16-460	93179	Disc	MD703270	94031	Bearing
E7ER-7563AA	92135	Cover	FE62-16-460	93179	Disc	MD705097	93061	Disc
E7TZ-7548A	94165	Bearing	FE62-16-460	93179	Disc	MD705098	93033	Disc
E7TZ-7550C	93287	Disc	FE62-16-510B	94019	Bearing	MD706180	94025	Bearing
E7TZ-7550G	93291	Disc	FE63-16-410	92163	Cover	MD710235	93171	Disc
E7TZ-7563A	92287	Cover	FE63-16-460A	93179	Disc	MD710634	92211	Cover
E7TZ-7563B	92323	Cover	FE64-16-410/A	92221	Cover	MD710840	93061	Disc
E7TZ-7563C	92327	Cover	FE84-16-510	94019	Bearing	MD710881	92025	Cover
E7ZR-7550AA	93143	Disc	FS02-16-410C/D	92165	Cover	MD713293	93171	Disc
E7ZR-7563AA	92141	Cover	FS02-16-460A	93135	Disc	MD714299	93171	Disc
E7ZZ-7550A	93143	Disc	H606-16-510A	94019	Bearing	MD714707	93061	Disc
E7ZZ-7563A	92141	Cover	HE04-16-460	93133	Disc	MD714709	92083	Cover
E7ZZ-7563B	92311	Cover	HE06-16-460	93133	Disc	MD715522	93171	Disc
E8BZ-7550A	93017	Disc	HE07-16-410A	92219	Cover	MD717085	93171	Disc
E8BZ-7563A	92023	Cover	HE07-16-460B	93179	Disc	MD717086	92215	Cover
E8FZ-7548A	94129	Bearing	JE01-16-410B	92275	Cover	MD719206	93033	Disc

Interchanges

Original Equipment Part Numbers

STANDARD

CLUTCH KITS

OEM #	Alto	Prod.	OEM #	Alto	Prod.	OEM #	Alto	Prod.
MD719469	94047	Bearing	MD802110	92211	Cover	PB02-16-510	94019	Bearing
MD719925	94025	Bearing	MD802120	93171	Disc	ZZL0-16-460	93245	Disc
MD720061	92183	Cover	MD802131	93171	Disc	ZZL0-16-510A	94131	Bearing
MD720061	92183	Cover	MD802132	93171	Disc	ZZL2-16-460	93245	Disc
MD720064	93033	Disc	MD802180	93061	Disc	ZZM1-16-410	92191	Cover
MD721341	92151	Cover	MD802200	93121	Disc	ZZM1-16-460	93181	Disc
MD721401	93119	Disc	MD802201	93121	Disc			
MD722998	92183	Cover	MD802202	93121	Disc			
MD722998	92183	Cover	ME500368	92315	Cover			
MD723861	93171	Disc	ME500377	93253	Disc			
MD723868	93061	Disc	ME500394	93267	Disc			
MD724119	92211	Cover	ME500395	93267	Disc			
MD724297	93173	Disc	ME500395	93267	Disc			
MD724297	93173	Disc	ME500507	92315	Cover			
MD724736	92211	Cover	ME500508	92315	Cover			
MD724823	93121	Disc	ME500540	92315	Cover			
MD726558	93061	Disc	ME500615	92315	Cover			
MD727685	93171	Disc	ME520349	93311	Disc			
MD727707	92275	Cover	ME520393	93311	Disc			
MD728635	92271	Cover	ME520436	93311	Disc			
MD728637	93171	Disc	ME520510	93311	Disc			
MD728703	93171	Disc	ME520616	93311	Disc			
MD729541	92151	Cover	ME520660	93311	Disc			
MD732359	93229	Disc	ME520663	93311	Disc			
MD732402	92153	Cover	ME520728	93309	Disc			
MD732403	92153	Cover	ME520729	93309	Disc			
MD732564	92153	Cover	ME520730	93311	Disc			
MD732685	92271	Cover	ME520732	93309	Disc			
MD733246	93227	Disc	ME520883	93309	Disc			
MD733328	93173	Disc	ME520885	93309	Disc			
MD733468	93229	Disc	ME520886	93309	Disc			
MD734041	92213	Cover	ME521009	93309	Disc			
MD735732	92153	Cover	ME550035	93329	Disc			
MD735733	92153	Cover	ME550114	93329	Disc			
MD802050	92025	Cover	ME550210	93343	Disc			
MD802051	92025	Cover	ME550211	93343	Disc			
MD802060	93033	Disc	ME550430	93343	Disc			
MD802061	93033	Disc	ME550755	93343	Disc			
MD802062	93033	Disc	ME607210	94063	Bearing			
MD802063	93033	Disc	N203-16-410	92161	Cover			
MD802071	92083	Cover	N206-16-410	92161	Cover			
MD802080	93061	Disc	N302-16-410	92275	Cover			
MD802081	93061	Disc	N326-11-D03	95029	Pilot			
MD802082	93061	Disc	OFE62-16-510B	94019	Bearing			
MD802083	93061	Disc	OK201-16-510	94091	Bearing			
MD802090	92151	Cover	OK247-16-510	94019	Bearing			
MD802092	92151	Cover	OPB02-16-510	94019	Bearing			

Interchanges

APRA Part Numbers

STANDARD

CLUTCH KITS

APRA	Alto	Prod.	APRA	Alto	Prod.	APRA	Alto	Prod.
47224	92063	Cover	47609	92131	Cover	47724	92129	Cover
47250	92033	Cover	47610	92131	Cover	47726	92223	Cover
47251	92231	Cover	47611	92219	Cover	47727	92149	Cover
47262	92033	Cover	47612	92049	Cover	47728	92183	Cover
47294	92117	Cover	47613	92035	Cover	47729	92283	Cover
47295	92115	Cover	47614	92229	Cover	47730	92281	Cover
47475	92217	Cover	47615	92079	Cover	47731	92153	Cover
47532	92075	Cover	47617	92069	Cover	47733	92269	Cover
47536	92207	Cover	47618	92265	Cover	47734	92091	Cover
47537	92015	Cover	47620	92265	Cover	47735	92213	Cover
47542	92193	Cover	47621	92083	Cover	47738	92225	Cover
47545	92051	Cover	47628	92197	Cover	47741	92127	Cover
47565	92071	Cover	47630	92267	Cover	47744	92151	Cover
47566	92037	Cover	47632	92151	Cover	47748	92051	Cover
47567	92195	Cover	47633	92203	Cover	47754	92205	Cover
47573	92159	Cover	47637	92157	Cover	47758	92163	Cover
47574	92215	Cover	47638	92219	Cover	47759	92103	Cover
47581	92045	Cover	47639	92043	Cover	47760	92269	Cover
47583	92095	Cover	47640	92081	Cover	47763	92125	Cover
47586	92029	Cover	47658	92221	Cover	47765	92021	Cover
47587	92073	Cover	47678	92275	Cover	47766	92097	Cover
47588	92201	Cover	47680	92217	Cover	48097	93013	Disc
47590	92083	Cover	47683	92217	Cover	48178	93097	Disc
47591	92151	Cover	47686	92264	Cover	48183	93029	Disc
47593	92313	Cover	47690	92017	Cover	48193	93095	Disc
47594	92201	Cover	47695	92285	Cover	48249	93079	Disc
47596	92011	Cover	47699	92087	Cover	48250	93057	Disc
47598	92077	Cover	47701	92185	Cover	48251	93209	Disc
47599	92087	Cover	47702	92121	Cover	48296	93107	Disc
47600	92025	Cover	47703	92271	Cover	48471	93191	Disc
47601	92041	Cover	47705	92123	Cover	48530	93075	Disc
47602	92069	Cover	47707	92273	Cover	48536	93189	Disc
47603	92157	Cover	47708	92249	Cover	48538	93019	Disc
47604	92161	Cover	47709	92255	Cover	48542	93167	Disc
47605	92055	Cover	47710	92099	Cover	48545	93053	Disc
47606	92167	Cover	47716	92039	Cover	48559	93271	Disc
47607	92253	Cover	47718	92257	Cover	48560	93171	Disc
47608	92047	Cover	47720	92259	Cover	48565	93027	Disc

Interchanges

APRA Part Numbers

STANDARD

CLUTCH KITS

APRA	Alto	Prod.	APRA	Alto	Prod.	APRA	Alto	Prod.
48566	93055	Disc	48688	93240	Disc	CA0043	92001	Cover
48573	93133	Disc	48690	93023	Disc	CA0044	92027	Cover
48581	93039	Disc	48691	93227	Disc	CA0046	92147	Cover
48581	93043	Disc	48692	93179	Disc	CA0047	92191	Cover
48582	93089	Disc	48693	93227	Disc	CA0048	92311	Cover
48583	93083	Disc	48696	93165	Disc	CA0050	92137	Cover
48584	93133	Disc	48697	93081	Disc	CA0052	92303	Cover
48586	93033	Disc	48698	93103	Disc	CA0056	92309	Cover
48588	93189	Disc	48702	93231	Disc	CA0059	92239	Cover
48589	93233	Disc	48703	93223	Disc	CA0062	92211	Cover
48590	93061	Disc	48710	93087	Disc	CA0063	92141	Cover
48598	93059	Disc	48714	93227	Disc	CA0064	92323	Cover
48600	93033	Disc	48721	93229	Disc	CA0065	92327	Cover
48601	93055	Disc	48723	93051	Disc	CA0066	92233	Cover
48604	93065	Disc	48734	93093	Disc	CA0071	92023	Cover
48606	93091	Disc	48735	93173	Disc	CA0074	92181	Cover
48608	93147	Disc	48736	93149	Disc	CA0077	92053	Cover
48609	93113	Disc	48740	93195	Disc	CA0079	92329	Cover
48610	93121	Disc	48742	93231	Disc	CA0080	92341	Cover
48611	93115	Disc	48746	93193	Disc	CA0085	92135	Cover
48612	93233	Disc	48747	93193	Disc	CA0107	92153	Cover
48614	93179	Disc	48750	93005	Disc	CA0108	92005	Cover
48615	93225	Disc	48757	93073	Disc	CA0110	92093	Cover
48616	93203	Disc	48758	93135	Disc	CA0115	92113	Cover
48619	93113	Disc	48762	93011	Disc	CA0116	92291	Cover
48620	93075	Disc	48763	93063	Disc	CA0120	92303	Cover
48626	93167	Disc	48846	93009	Disc	CA0315	92139	Cover
48627	93167	Disc	CA0018	92295	Cover	CA0465L	92319	Cover
48629	93049	Disc	CA0022	92057	Cover	CA1009	92321	Cover
48630	93147	Disc	CA0024	92143	Cover	CA1115	92213	Cover
48631	93033	Disc	CA0025	92289	Cover	CA1116	92053	Cover
48632	93119	Disc	CA0026	92107	Cover	CA1122	92101	Cover
48633	93171	Disc	CA0027	92061	Cover	CA1123	92263	Cover
48636	93179	Disc	CA0030	92287	Cover	CA1525	92293	Cover
48639	93051	Disc	CA0033	92331	Cover	CA1675	92309	Cover
48671	93013	Disc	CA0034	92169	Cover	CA1858	92339	Cover
48679	93041	Disc	CA0036	92133	Cover	CA1862	92345	Cover
48680	93191	Disc	CA0042	92069	Cover	CA1865	92345	Cover

Interchanges

APRA Part Numbers

STANDARD

CLUTCH KITS

APRA	Alto	Prod.	APRA	Alto	Prod.	APRA	Alto	Prod.
CA1866	92353	Cover	CAF251	92231	Cover	CD1098	93229	Disc
CA1874	92305	Cover	CAF294	92117	Cover	CD1100	93093	Disc
CA1876	92335	Cover	CAF295	92115	Cover	CD1104	93135	Disc
CA1877	92337	Cover	CAF621	92001	Cover	CD1105	93073	Disc
CA1885	92031	Cover	CAF671	92065	Cover	CD1115	93105	Disc
CA1890	92307	Cover	CAF750	92003	Cover	CD1116	93245	Disc
CA1894	92243	Cover	CD0222	93313	Disc	CD1203	93139	Disc
CA1896	92109	Cover	CD0629	93317	Disc	CD1220	93141	Disc
CA1897	92309	Cover	CD0700	93285	Disc	CD1226	93285	Disc
CA1898	92343	Cover	CD0893	93285	Disc	CD2824	93313	Disc
CA1902	92241	Cover	CD1003	93159	Disc	CD2876	93313	Disc
CA1903	92173	Cover	CD1004	93069	Disc	CD3082	93241	Disc
CA1904	92235	Cover	CD1005	93099	Disc	CD3271	93257	Disc
CA1905	92279	Cover	CD1008	93131	Disc	CD3348	93295	Disc
CA1907	92175	Cover	CD1009	93139	Disc	CD3735	93295	Disc
CA1909	92343	Cover	CD1014	93211	Disc	CD3904	93301	Disc
CA1910	92145	Cover	CD1016	93075	Disc	CD4024	93301	Disc
CA1912	92111	Cover	CD1017	93001	Disc	CD4152	93259	Disc
CA1914	92237	Cover	CD1018	93031	Disc	CD4163	93281	Disc
CA1919	92349	Cover	CD1019	93161	Disc	CD4181	93257	Disc
CA5473	92325	Cover	CD1021	93205	Disc	CD4184	93243	Disc
CA5551	92335	Cover	CD1022	93243	Disc	CD4187	93257	Disc
CA5552	92335	Cover	CD1025	93159	Disc	CD4190	93217	Disc
CA70050	92165	Cover	CD1027	93261	Disc	CD4193	93257	Disc
CA70051	92179	Cover	CD1034	93143	Disc	CD4195	93303	Disc
CA70052	92155	Cover	CD1035	93287	Disc	CD4196	93101	Disc
CA70061	92019	Cover	CD1040	93289	Disc	CD4200	93297	Disc
CA70062	92261	Cover	CD1041	93181	Disc	CD4201	93235	Disc
CA70064	92199	Cover	CD1042	93211	Disc	CD4203	93219	Disc
CA70083	92245	Cover	CD1048	93017	Disc	CD4204	93161	Disc
CA70098	92201	Cover	CD1052	93035	Disc	CD4209	93101	Disc
CA70107	92301	Cover	CD1056	93259	Disc	CD4211	93161	Disc
CA70129	92119	Cover	CD1058	93293	Disc	CD4216	93283	Disc
CA70134	92333	Cover	CD1064	93289	Disc	CD4217	93303	Disc
CAF182	92009	Cover	CD1087	93227	Disc	CD4219	93257	Disc
CAF1886	92033	Cover	CD1089	93033	Disc	CD4220	93283	Disc
CAF193	92059	Cover	CD1091	93009	Disc	CD80039	93125	Disc
CAF224	92063	Cover	CD1092	93077	Disc	CD80092	93249	Disc

Interchanges

Daikin Part Numbers

STANDARD

CLUTCH KITS

Daikin	Alto	Prod.	Daikin	Alto	Prod.	Daikin	Alto	Prod.
AMC501	92217	Cover	BRG453	94073	Bearing	CA0085	92135	Cover
AMD001	93191	Disc	BRG454	94075	Bearing	CA0115	92113	Cover
BRG002	94001	Bearing	BRG455	94077	Bearing	CA0116	92291	Cover
BRG003	94003	Bearing	BRG469	94079	Bearing	CA0315	92139	Cover
BRG005	94005	Bearing	BRG603	94087	Bearing	CA0465L	92319	Cover
BRG010	94007	Bearing	BRG804	94091	Bearing	CA1009	92321	Cover
BRG016	94009	Bearing	BRG809	94093	Bearing	CA1525	92293	Cover
BRG018	94011	Bearing	BRG810	94095	Bearing	CA1675	92309	Cover
BRG045	94013	Bearing	BRG812	94097	Bearing	CA1858	92339	Cover
BRG046	94015	Bearing	BRG813	94099	Bearing	CA1874	92305	Cover
BRG081	94017	Bearing	BRG816	94101	Bearing	CA1877	92337	Cover
BRG091	94019	Bearing	BRG817	94103	Bearing	CA1885	92031	Cover
BRG201	94021	Bearing	BRG830	94065	Bearing	CA1890	92307	Cover
BRG202	94023	Bearing	BRG831	94025	Bearing	CA1894	92243	Cover
BRG210	94025	Bearing	BRG832	94107	Bearing	CA1896	92109	Cover
BRG218	94027	Bearing	BRG833	94109	Bearing	CA1902	92241	Cover
BRG300	94029	Bearing	BRG840	94113	Bearing	CA1904	92235	Cover
BRG350	94031	Bearing	CA0018	92295	Cover	CA1905	92279	Cover
BRG351	94033	Bearing	CA0022	92057	Cover	CA1907	92175	Cover
BRG352	94035	Bearing	CA0024	92143	Cover	CA1909	92343	Cover
BRG367	94037	Bearing	CA0025	92289	Cover	CA1910	92145	Cover
BRG368	94039	Bearing	CA0026	92107	Cover	CA1914	92237	Cover
BRG370	94041	Bearing	CA0030	92287	Cover	CA1919	92349	Cover
BRG371	94043	Bearing	CA0033	92331	Cover	CA5473	92325	Cover
BRG403	94045	Bearing	CA0034	92169	Cover	CA5551	92335	Cover
BRG422	94047	Bearing	CA0036	92133	Cover	CA5552	92335	Cover
BRG426	94049	Bearing	CA0046	92147	Cover	CAF182	92009	Cover
BRG427	94051	Bearing	CA0047	92191	Cover	CAF1886	92033	Cover
BRG428	94053	Bearing	CA0048	92311	Cover	CAF193	92059	Cover
BRG429	94055	Bearing	CA0050	92137	Cover	CAF224	92063	Cover
BRG431	94057	Bearing	CA0052	92303	Cover	CAF251	92231	Cover
BRG433	94059	Bearing	CA0059	92239	Cover	CAF294	92117	Cover
BRG437	94061	Bearing	CA0063	92141	Cover	CAF295	92115	Cover
BRG440	94063	Bearing	CA0064	92323	Cover	CD0629	93317	Disc
BRG442	94065	Bearing	CA0065	92327	Cover	CD1003	93159	Disc
BRG444	94067	Bearing	CA0066	92233	Cover	CD1004	93069	Disc
BRG445	94069	Bearing	CA0079	92329	Cover	CD1005	93099	Disc
BRG446	94071	Bearing	CA0080	92341	Cover	CD1008	93131	Disc

Interchanges

Daikin Part Numbers

STANDARD

CLUTCH KITS

Daikin	Alto	Prod.	Daikin	Alto	Prod.	Daikin	Alto	Prod.
CD1014	93211	Disc	CHC503	92145	Cover	HCC507	92081	Cover
CD1021	93205	Disc	CHD002	93161	Disc	HCC508	92079	Cover
CD1025	93159	Disc	DHC507	92003	Cover	HCC509	92131	Cover
CD1027	93261	Disc	DHC516	92003	Cover	HCC518	92131	Cover
CD1034	93143	Disc	DHC532	92021	Cover	HCC902	92121	Cover
CD1035	93287	Disc	DHC538	92097	Cover	HCC904	92123	Cover
CD1040	93289	Disc	DHD007	93005	Disc	HCC908	92185	Cover
CD1042	93211	Disc	DHD008	93011	Disc	HCD002	93039	Disc
CD1058	93293	Disc	DHD023	93063	Disc	HCD002	93043	Disc
CD1064	93289	Disc	FJC504	92087	Cover	HCD005	93115	Disc
CD1115	93105	Disc	FJC506	92017	Cover	HCD006	93041	Disc
CD1116	93245	Disc	FJC513	92217	Cover	HCD007	93039	Disc
CD1203	93139	Disc	FJC804	92223	Cover	HCD011	93059	Disc
CD1214	93285	Disc	FJC900	92217	Cover	HCD801	93081	Disc
CD1220	93141	Disc	FJC903	92225	Cover	HCD802	93103	Disc
CD1226	93285	Disc	FJD001	93091	Disc	HCD806	93165	Disc
CD2876	93313	Disc	FJD004	93023	Disc	HN001	93321	Disc
CD3082	93241	Disc	FJD006	93193	Disc	HND008	93323	Disc
CD3348	93295	Disc	FJD019	93191	Disc	HND14Y	93307	Disc
CD4024	93301	Disc	FJD802	93195	Disc	ISC506	92095	Cover
CD4152	93259	Disc	FMC501	92191	Cover	ISC528	92157	Cover
CD4163	93281	Disc	FMC502	92251	Cover	ISC529	92027	Cover
CD4183	93057	Disc	FMC503	92163	Cover	ISC532	92157	Cover
CD4184	93243	Disc	FMC504	92101	Cover	ISC545	92181	Cover
CD4187	93257	Disc	FMC505	92263	Cover	ISC547	92273	Cover
CD4190	93217	Disc	FMD001	93181	Disc	ISC550	92157	Cover
CD4195	93303	Disc	FMD003	93135	Disc	ISC559	92093	Cover
CD4196	93101	Disc	FMD004	93073	Disc	ISC560	92249	Cover
CD4201	93235	Disc	GMC502	92239	Cover	ISC589	92301	Cover
CD4217	93303	Disc	GMC512	92235	Cover	ISD001	93331	Disc
CD4220	93283	Disc	GMC506	92245	Cover	ISD002	93341	Disc
CDF1005	93099	Disc	GMC507	92177	Cover	ISD007	93031	Disc
CDF178	93097	Disc	GMD002	93217	Disc	ISD021	93147	Disc
CDF183	93029	Disc	HCC501	92045	Cover	ISD023	93231	Disc
CDF193	93095	Disc	HCC502	92045	Cover	ISD102	93269	Disc
CDF251	93209	Disc	HCC503	92077	Cover	ISD105	93147	Disc
CDF296	93107	Disc	HCC504	92047	Cover	ISD109	93249	Disc
CDF671	93013	Disc	HCC506	92049	Cover	ISD112	93147	Disc

Interchanges

Daikin Part Numbers

STANDARD

CLUTCH KITS

Daikin	Alto	Prod.	Daikin	Alto	Prod.	Daikin	Alto	Prod.
ISD115	93083	Disc	MZC535	92221	Cover	N1745	94139	Bearing
ISD132	93223	Disc	MZC537	92161	Cover	N1746SA	94145	Bearing
ISD133	93077	Disc	MZC538	92219	Cover	N1747SA	94137	Bearing
MBC502	92083	Cover	MZC543	92221	Cover	N1750	94149	Bearing
MBC503	92025	Cover	MZC544	92275	Cover	N1752SA	94129	Bearing
MBC510	92151	Cover	MZC556	92023	Cover	N1753	94165	Bearing
MBC516	92153	Cover	MZC560	92161	Cover	N1754	94131	Bearing
MBC518	92083	Cover	MZC565	92029	Cover	N1756SA	94159	Bearing
MBC520	92151	Cover	MZC581	92099	Cover	N31845	94085	Bearing
MBC523	92211	Cover	MZC588	92103	Cover	N31846	94081	Bearing
MBC526	92215	Cover	MZC613	92105	Cover	N3711	94157	Bearing
MBC527	92183	Cover	MZC900	92165	Cover	N3758	94083	Bearing
MBC536	92213	Cover	MZD004	93049	Disc	N3847	94145	Bearing
MBC538	92271	Cover	MZD007	93179	Disc	N8058	94173	Bearing
MBC581	92211	Cover	MZD018	93179	Disc	N8074	94177	Bearing
MBD001	93121	Disc	MZD023	93017	Disc	N8075	94149	Bearing
MBD002	93033	Disc	MZD040	93227	Disc	N8076	94175	Bearing
MBD002U	93033	Disc	MZD053	93087	Disc	N8077	94155	Bearing
MBD004	93171	Disc	MZD080	93133	Disc	N8096	94171	Bearing
MBD005	93119	Disc	N1086SA	94169	Bearing	N8106	94176	Bearing
MBD006	93061	Disc	N1439SA	94125	Bearing	NSC501	92015	Cover
MBD006/U	93061	Disc	N1456	94181	Bearing	NSC506	92075	Cover
MBD010	93173	Disc	N1463	94163	Bearing	NSC507	92015	Cover
MBD016	93033	Disc	N1488	94167	Bearing	NSC509	92201	Cover
MBD018	93061	Disc	N1489	94151	Bearing	NSC510	92073	Cover
MBD019	93033	Disc	N1490	94161	Bearing	NSC511	92073	Cover
MBD034	93229	Disc	N1491	94153	Bearing	NSC522	92265	Cover
MFC540	92315	Cover	N1495	94179	Bearing	NSC525	92201	Cover
MFD004	93309	Disc	N1705SA	94141	Bearing	NSC527	92265	Cover
MFD005	93311	Disc	N1714S	94119	Bearing	NSC532	92203	Cover
MFD008	93329	Disc	N1716SA	94121	Bearing	NSC534	92267	Cover
MFD013	93253	Disc	N1725SA	94117	Bearing	NSC538	92264	Cover
MFD015	93267	Disc	N1728	94133	Bearing	NSC541	92043	Cover
MFD016	93343	Disc	N1733SA	94143	Bearing	NSC547	92201	Cover
MZC508	92159	Cover	N1734SA	94123	Bearing	NSC573	92179	Cover
MZC522	92167	Cover	N1738SA	94127	Bearing	NSC580	92207	Cover
MZC528	92055	Cover	N1743	94147	Bearing	NSC583	92201	Cover
MZC531	92219	Cover	N1744	94057	Bearing	NSC901	92269	Cover

Interchanges

Daikin Part Numbers

STANDARD

CLUTCH KITS

Daikin	Alto	Prod.	Daikin	Alto	Prod.	Daikin	Alto	Prod.
NSC902	92149	Cover	SA626	93147	Disc	TYC523	92069	Cover
NSC903	92205	Cover	SA732	93269	Disc	TYC525	92125	Cover
NSC907	92281	Cover	SA780	93171	Disc	TYC528	92069	Cover
NSC909	92283	Cover	SA784	93033	Disc	TYC530	92035	Cover
NSC910	92264	Cover	SC138	93133	Disc	TYC534	92229	Cover
NSC911	92285	Cover	SC173	93133	Disc	TYC538	92197	Cover
NSC914	92179	Cover	SC186	93025	Disc	TYC540	92299	Cover
NSD001	93269	Disc	SC210	93043	Disc	TYC542	92127	Cover
NSD002	93065	Disc	SC210	93039	Disc	TYC551	92039	Cover
NSD004	93189	Disc	SC233	93133	Disc	TYC900	92255	Cover
NSD006	93019	Disc	SC236	93033	Disc	TYC905	92259	Cover
NSD007	93233	Disc	SC340	93059	Disc	TYC906	92127	Cover
NSD010	93189	Disc	SZC507	92019	Cover	TYC907	92199	Cover
NSD012	93189	Disc	SZC509	92053	Cover	TYC912	92129	Cover
NSD026	93089	Disc	SZC511	92001	Cover	TYC915	92125	Cover
NSD029	93019	Disc	SZC512	92051	Cover	TYC917	92257	Cover
NSD036	93233	Disc	SZC517	92091	Cover	TYC919	92261	Cover
NSD042	93051	Disc	SZC519	92155	Cover	TYD002	93055	Disc
NSD053	93240	Disc	SZC522	92089	Cover	TYD002/U	93055	Disc
NSD054	93149	Disc	SZC900	92005	Cover	TYD008	93075	Disc
SA139	93027	Disc	SZD003	93025	Disc	TYD008/U	93075	Disc
SA276	93089	Disc	SZD005	93035	Disc	TYD009	93113	Disc
SA277	93189	Disc	SZD007	93001	Disc	TYD010	93167	Disc
SA279	93233	Disc	SZD008	93053	Disc	TYD015	93255	Disc
SA294	93083	Disc	SZD014	93025	Disc	TYD018	93225	Disc
SA328	93339	Disc	SZD020	93093	Disc	TYD020	93075	Disc
SA338	93305	Disc	SZD021	93125	Disc	TYD025	93075	Disc
SA402	93189	Disc	SZD800	93009	Disc	TYD031	93203	Disc
SA420	93019	Disc	TYC501	92195	Cover	TYD031/U	93203	Disc
SA43	93271	Disc	TYC504	92037	Cover	TYD035	93113	Disc
SA432	93055	Disc	TYC506	92193	Cover	TYD057	93027	Disc
SA434	93167	Disc	TYC508	92011	Cover	TYD058	93055	Disc
SA436	93167	Disc	TYC515	92071	Cover	TYD060	93075	Disc
SA438	93111	Disc	TYC517	92195	Cover	TYD063	93111	Disc
SA451	93061	Disc	TYC518	92313	Cover	TYD067	93167	Disc
SA518	93337	Disc	TYC520	92041	Cover	TYD078Y	93273	Disc
SA557	93333	Disc	TYC522	92253	Cover	TYD084	93203	Disc

Interchanges

Release Bearings

STANDARD

CLUTCH KITS

BCA	Alto	Prod.	BCA	Alto	Prod.	BCA	Alto	Prod.
01296	94003	Bearing	614056	94055	Bearing	F01267C	94157	Bearing
01496	94007	Bearing	614059	94039	Bearing	FB2065C	94179	Bearing
01576	94009	Bearing	614060SC	94129	Bearing	FC1723C	94011	Bearing
613001	94013	Bearing	614061SC	94131	Bearing	GD2005C	94183	Bearing
613002	94001	Bearing	614062	94165	Bearing	R1605C	94153	Bearing
613006	94029	Bearing	614063	94079	Bearing	R1625C	94151	Bearing
613008	94015	Bearing	614067	94019	Bearing	S60079	94171	Bearing
613010	94021	Bearing	614068	94103	Bearing	TO-1710	94005	Bearing
613012	94097	Bearing	614069	94137	Bearing	TO-1711	94023	Bearing
614007	94133	Bearing	614077	94051	Bearing	VW-1006C	94085	Bearing
614009SC	94117	Bearing	614078	94045	Bearing	VW-1339C	94081	Bearing
614013	94141	Bearing	614081	94037	Bearing			
614014SC	94119	Bearing	614082	94075	Bearing	NSK	Alto	Prod.
614015	94081	Bearing	614084	94071	Bearing	24TK-308B2	94007	Bearing
614016	94031	Bearing	614086	94069	Bearing	33TKD-03	94023	Bearing
614017	94185	Bearing	614088	94067	Bearing	35TMK-29B2	94013	Bearing
614018SC	94121	Bearing	614091	94065	Bearing	40TKD-01	94037	Bearing
614020	94143	Bearing	614093	94177	Bearing	40TKD-07	94021	Bearing
614021SC	94129	Bearing	614107	94063	Bearing	44TKB-2805	94077	Bearing
614022	94027	Bearing	614108	94057	Bearing	44TKB-2806A	94115	Bearing
614026	94017	Bearing	614110	94077	Bearing	45TK-D02	94011	Bearing
614030	94147	Bearing	614110	94077	Bearing	47TKA-2901	94035	Bearing
614031	94041	Bearing	614126	94025	Bearing	47TKB-3101	94051	Bearing
614033	94035	Bearing	614127	94091	Bearing	47TKB-3102	94105	Bearing
614036	94163	Bearing	614128	94073	Bearing	48TKA-3201U3	94025	Bearing
614037	94169	Bearing	614130	94107	Bearing	48TKA-3211B	94057	Bearing
614038SC	94125	Bearing	614145	94049	Bearing	48TKA-3214	94045	Bearing
614040SC	94127	Bearing	614147	94033	Bearing	48TKA-3301	94059	Bearing
614043	94043	Bearing	614152	94113	Bearing	50TKA-3305R	94043	Bearing
614045	94149	Bearing	614154	94087	Bearing	50TKB-3301	94043	Bearing
614046	94155	Bearing	614169	94171	Bearing	50TKB-3504BR	94067	Bearing
614047	94059	Bearing	619001	94149	Bearing	50TKB-3505BR	94069	Bearing
614048	94061	Bearing	619002	94155	Bearing	50TKE-3301	94055	Bearing
614049	94093	Bearing	619003	94175	Bearing	54SCRN-042S	94019	Bearing
614050	94139	Bearing	619004	94189	Bearing	54TKE-3601	94017	Bearing
614052	94145	Bearing	619005	94187	Bearing	55TKA-3102U3	94041	Bearing
614053	94047	Bearing	619006	94191	Bearing	58TKA-3703B	94063	Bearing
614054	94159	Bearing	CA02135C	94181	Bearing	60KTB-3502ARA1	94071	Bearing
			CC1705C	94167	Bearing	60TKA-3502U3	94033	Bearing

Interchanges Release Bearings

STANDARD CLUTCH KITS

NSK	Alto	Prod.	LUK	Alto	Prod.	LUK	Alto	Prod.
60TKB-3502R	94065	Bearing	N1748	94043	Bearing	N8038	94103	Bearing
60TKC-4202	94097	Bearing	N1750	94149	Bearing	N8039	94053	Bearing
61TKB-3001	94137	Bearing	N1752SA	94129	Bearing	N8044	94079	Bearing
62TKA-3309U3	94027	Bearing	N1753	94165	Bearing	N8047	94109	Bearing
68TKP-3201C	94087	Bearing	N1754	94131	Bearing	N8058	94173	Bearing
FCR44-21/2E	94099	Bearing	N1756SA	94159	Bearing	N8059	94095	Bearing
TK33-1	94003	Bearing	N2120	94027	Bearing	N8062	94107	Bearing
TK35-2RS	94029	Bearing	N31845	94085	Bearing	N8067	94049	Bearing
TK40-04A	94009	Bearing	N31846	94081	Bearing	N8071	94101	Bearing
TK40-14A	94005	Bearing	N3711	94157	Bearing	N8074	94177	Bearing
TK40-1B2	94001	Bearing	N3716	94017	Bearing	N8076	94175	Bearing
TK45-4BU3	94015	Bearing	N3749	94021	Bearing	N8076	94175	Bearing
LUK	Alto	Prod.	N3755	94001	Bearing	N8077	94155	Bearing
N1086SA	94169	Bearing	N3758	94083	Bearing	N8096	94171	Bearing
N1439SA	94125	Bearing	N3769	94009	Bearing	N8106	94176	Bearing
N1456	94181	Bearing	N3772	94005	Bearing			
N1458	94183	Bearing	N3773	94015	Bearing			
N1463	94163	Bearing	N3774	94007	Bearing			
N1488	94167	Bearing	N3776	94003	Bearing			
N1489SA	94151	Bearing	N3786	94013	Bearing			
N1490	94161	Bearing	N3787	94023	Bearing			
N1491	94153	Bearing	N3791	94011	Bearing			
N1495	94179	Bearing	N3806SA	94033	Bearing			
N1705SA	94141	Bearing	N3819	94035	Bearing			
N1714S	94119	Bearing	N3822	94029	Bearing			
N1716SA	94121	Bearing	N3830	94041	Bearing			
N1725SA	94117	Bearing	N3831	94037	Bearing			
N1728	94133	Bearing	N3832	94043	Bearing			
N1733SA	94143	Bearing	N3847	94145	Bearing			
N1734SA	94123	Bearing	N3861	94051	Bearing			
N1737	94019	Bearing	N3863	94055	Bearing			
N1738SA	94127	Bearing	N3867	94059	Bearing			
N1740	94031	Bearing	N3868	94061	Bearing			
N1741	94025	Bearing	N8002	94047	Bearing			
N1743	94147	Bearing	N8021	94063	Bearing			
N1744	94057	Bearing	N8025	94039	Bearing			
N1745	94139	Bearing	N8026	94069	Bearing			
N1746SA	94145	Bearing	N8027	94065	Bearing			
N1747SA	94137	Bearing	N8028	94075	Bearing			

Cover Dimensions



STANDARD CLUTCH KITS

ASCENDING SIZES

O.D. Inches	O.D. Millimeters	Standard Cover	O.D. Inches	O.D. Millimeters	Standard Cover	O.D. Inches	O.D. Millimeters	Standard Cover
6 3/4	170	92001	7 7/8	200	92087	8 1/2	215	92161
6 3/4	170	92005	7 7/8	200	92089	8 1/2	215	92163
6 3/4	170	92003	7 7/8	200	92091	8 1/2	215	92165
7 1/16	179	92017	7 7/8	200	92093	8 1/2	215	92167
7 1/8	180	92009	7 7/8	200	92095	8 9/16	216.6	92189
7 1/8	180	92011	7 7/8	200	92097	8 7/8	225	92191
7 1/8	180	92015	7 7/8	200	92099	8 7/8	225	92229
7 1/8	180	92019	7 7/8	200	92101	8 7/8	225	92193
7 1/8	180	92021	7 7/8	200	92103	8 7/8	225	92195
7 1/8	180	92023	8	203	92107	8 7/8	225	92197
7 1/4	184	92025	8	203	92109	8 7/8	225	92199
7 1/4	184	92027	8	203	92111	8 7/8	225	92201
7 1/4	184	92029	8 1/4	210	92115	8 7/8	225	92203
7 1/2	190	92031	8 1/4	210	92117	8 7/8	225	92205
7 1/2	190	92033	8 1/4	210	92119	8 7/8	225	92207
7 1/2	190	92035	8 1/4	210	92121	8 7/8	225	92185
7 1/2	190	92037	8 1/4	210	92123	8 7/8	225	92187
7 1/2	190	92039	8 3/8	212	92125	8 7/8	225	92183
7 1/2	190	92041	8 3/8	212	92127	8 7/8	225	92209
7 1/2	190	92043	8 3/8	212	92129	8 7/8	225	92211
7 1/2	190	92045	8 3/8	212	92131	8 7/8	225	92213
7 1/2	190	92047	8 1/2	215	92133	8 7/8	225	92215
7 1/2	190	92049	8 1/2	215	92135	8 7/8	225	92217
7 1/2	190	92051	8 1/2	215	92113	8 7/8	225	92219
7 1/2	190	92053	8 1/2	215	92137	8 7/8	225	92221
7 1/2	190	92055	8 1/2	215	92139	8 7/8	225	92223
7 7/8	200	92105	8 1/2	215	92141	8 7/8	225	92225
7 7/8	200	92057	8 1/2	215	92143	9	228	92231
7 7/8	200	92059	8 1/2	215	92169	9	228	92233
7 7/8	200	92061	8 1/2	215	92145	9	228	92251
7 7/8	200	92063	8 1/2	215	92147	9 1/8	232	92235
7 7/8	200	92065	8 1/2	215	92171	9 1/8	232	92237
7 7/8	200	92067	8 1/2	215	92173	9 1/8	232	92239
7 7/8	200	92069	8 1/2	215	92175	9 1/8	232	92241
7 7/8	200	92071	8 1/2	215	92179	9 1/8	232	92243
7 7/8	200	92073	8 1/2	215	92149	9 1/8	232	92245
7 7/8	200	92075	8 1/2	215	92151	9 1/8	232	92247
7 7/8	200	92077	8 1/2	215	92153	9 1/8	232	92249
7 7/8	200	92079	8 1/2	215	92155	9 1/4	236	92253
7 7/8	200	92081	8 1/2	215	92157	9 1/4	236	92255
7 7/8	200	92083	8 1/2	215	92181	9 1/4	236	92257
7 7/8	200	92085	8 1/2	215	92159	9 1/4	236	92259

Cover Dimensions



STANDARD

CLUTCH KITS

ASCENDING SIZES

O.D. Inches	O.D. Millimeters	Standard Cover	O.D. Inches	O.D. Millimeters	Standard Cover	O.D. Inches	O.D. Millimeters	Standard Cover
9 1/4	236	92261	12	302	92343			
9 1/2	240	92263	12	302	92345			
9 1/2	240	92264	13	330	92349			
9 1/2	240	92265	13	330	92353			
9 1/2	240	92267						
9 1/2	240	92269						
9 1/2	240	92271						
9 1/2	240	92273						
9 1/2	240	92275						
9 11/16	246	92279						
10	250	92281						
10	250	92283						
10	250	92285						
10	254	92287						
10	254	92289						
10	254	92291						
10	254	92293						
10	254	92295						
10	254	92297						
10 1/4	260	92299						
10 1/4	260	92301						
10.4	265	92303						
10.4	265	92309						
10.4	265	92305						
10 1/2	266	92307						
10 1/2	266	92311						
10 7/8	275	92313						
10 7/8	275	92315						
11	280	92319						
11	280	92321						
11	280	92323						
11	280	92325						
11	280	92327						
11	280	92329						
11	280	92333						
11	280	92331						
11	280	92335						
11	280	92337						
11	280	92339						
11.8	300	92341						

Disc Dimensions



STANDARD CLUTCH KITS

ASCENDING SIZES

O.D. & Spline Inches	O.D. & Spline Millimeters	Spline Teeth	Standard Disc	O.D. & Spline Inches	O.D. & Spline Millimeters	Spline Teeth	Standard Disc
6 1/4 X 11/16	160 X 17.5	20	93003	7 7/8 X 7/8	200 X 22.5	20	93073
6 1/4 X 3/4	160 X 19.1	18	93001	7 7/8 X 15/16	200 X 23.9	21	93075
6 3/4 X 11/16	170 X 17.5	20	93006	7 7/8 X 15/16	200 X 24.4	22	93087
6 3/4 X 3/4	170 X 19	17	93007	7 7/8 X 15/16	200 X 24.6	14	93079
6 3/4 X 3/4	170 X 19.1	18	93009	7 7/8 X 1	200 X 25.6	24	93089
6 3/4 X 7/8	170 X 22.5	20	93005	7 7/8 X 1	200 X 25.4	24	93083
7 1/8 X 11/16	180 X 17.25	20	93021	8 X 7/8	203 X 22.2	20	93069
7 1/8 X 3/4	180 X 19.3	17	93013	8 X 1	203 X 25.4	14	93101
7 1/8 X 3/4	180 X 19.3	18	93017	8 1/4 X 13/16	210 X 20.7	24	93107
7 1/8 X 13/16	180 X 20.7	24	93029	8 1/4 X 7/8	210 X 22.5	28	93109
7 1/8 X 13/16	180 X 20.4	18	93019	8 1/4 X 27/32	210 X 21.5	20	93103
7 1/8 X 13/16	180 X 20	23	93023	8 3/8 X 1 1/8	212 X 28.6	21	93111
7 1/8 X 13/16	180 X 20.7	18	93025	8 3/8 X 15/16	212 X 24.8	21	93113
7 1/8 X 3/4	180 X 21.7	19	93027	8 3/8 X 27/32	212 X 21.5	21	93115
7 1/8 X 7/8	180 X 22.5	20	93015	8 1/2 X 15/16	215 X 23.9	22	93105
7 1/8 X 7/8	180 X 22.5	20	93011	8 1/2 X 7/8	215 X 22.4	17	93155
7 1/4 X 7/8	184 X 22.5	20	93033	8 1/2 X 7/8	215 X 22.4	20	93127
7 1/4 X 1	184 X 25.4	14	93031	8 1/2 X 7/8	215 X 22.2	20	93131
7 1/2 X 3/4	190 X 19	17	93037	8 1/2 X 7/8	215 X 22.5	20	93119
7 1/2 X 3/4	190 X 19.3	18	93035	8 1/2 X 7/8	215 X 22.5	22	93135
7 1/2 X 13/16	190 X 20.7	24	93057	8 1/2 X 7/8	215 X 22.5	20	93125
7 1/2 X 13/16	190 X 20.4	18	93051	8 1/2 X 15/16	215 X 24.4	22	93133
7 1/2 X 13/16	190 X 20	19	93039	8 1/2 X 1	215 X 25.4	23	93139
7 1/2 X 13/16	190 X 20	19	93043	8 1/2 X 1	215 X 25.6	24	93149
7 1/2 X 27/32	190 X 21.5	21	93041	8 1/2 X 1	215 X 26	23	93121
7 1/2 X 7/8	190 X 22.2	20	93053	8 1/2 X 1	215 X 25.4	24	93147
7 1/2 X 7/8	190 X 22.5	20	93049	8 1/2 X 1 1/16	215 X 27	10	93141
7 1/2 X 15/16	190 X 23.8	21	93055	8 1/2 X 1 1/16	215 X 27	10	93143
7 7/8 X 11/16	200 X 17.25	20	93071	8 1/2 X 1 1/8	215 X 29	10	93151
7 7/8 X 1	200 X 25.4	14	93077	8 1/2 X 1 1/8	215 X 29	10	93153
7 7/8 X 13/16	200 X 20.7	24	93095	8 1/2 X 13/16	216 X 20.7	18	93159
7 7/8 X 13/16	200 X 20.7	24	93097	8 1/2 X 1	216 X 25.4	14	93161
7 7/8 X 13/16	200 X 20.7	24	93099	8 1/2 X 1	216 X 25.4	25	93163
7 7/8 X 13/16	200 X 21	18	93065	8 9/16 X 1	216.6 X 25.4	24	93157
7 7/8 X 27/32	200 X 21.5	20	93081	8 7/8 X 15/16	225 X 24.3	22	93187
7 7/8 X 27/32	200 X 22	21	93059	8 7/8 X 1	224 X 25.4	24	93165
7 7/8 X 7/8	200 X 22.5	20	93067	8 7/8 X 1	225 X 25.4	24	93169
7 7/8 X 7/8	200 X 22.4	20	93061	8 7/8 X 1 1/8	224 X 28.8	21	93167
7 7/8 X 7/8	200 X 22.5	20	93085	8 7/8 X 15/16	225 X 24.3	22	93185
7 7/8 X 7/8	200 X 22.5	21	93091	8 7/8 X 7/8	225 X 22.5	20	93173
7 7/8 X 7/8	200 X 22.5	20	93093	8 7/8 X 7/8	225 X 22.5	21	93191
7 7/8 X 7/8	200 X 22.4	20	93063	8 7/8 X 1	225 X 25.4	23	93181

Disc Dimensions



STANDARD CLUTCH KITS

ASCENDING SIZES

O.D. & Spline Inches	O.D. & Spline Millimeters	Spline Teeth	Standard Disc	O.D. & Spline Inches	O.D. & Spline Millimeters	Spline Teeth	Standard Disc
8 7/8 X 1	225 X 25.6	24	93189	11 X 1 1/16	280 X 27	10	93287
8 7/8 X 1	225 X 25.4	24	93183	11 X 1 1/16	280 X 27	10	93285
8 7/8 X 1	225 X 26.3	23	93171	11 X 1 1/16	280 X 27	10	93291
8 7/8 X 1	225 X 25.6	24	93193	11 X 1 1/8	280 X 28.6	10	93295
8 7/8 X 1	225 X 25.4	24	93195	11 X 1 1/8	280 X 28.6	10	93283
8 7/8 X 1	225 X 25.4	22	93179	11 X 1 1/8	280 X 28.6	26	93279
8 7/8 X 1 1/16	225 X 27.8	20	93203	11 X 1 1/4	280 X 31.75	10	93289
9 X 13/16	228 X 20.7	18	93211	11.8 X 1 3/8	300 X 35	12	93305
9 X 13/16	228 X 20.7	24	93209	11.8 X 1 3/8	300 X 35	14	93309
9 X 15/16	228 X 24.4	17	93215	11.8 X 1 1/2	300 X 38	10	93307
9 X 1 1/16	228 X 27	10	93207	11.8 X 1 1/16	300 X 27	10	93297
9 1/8 X 1	232 X 25.4	14	93219	12 X 1 1/16	305 X 27	10	93299
9 1/8 X 1	232 X 25.4	14	93217	12 X 1 1/8	305 X 28.6	10	93301
9 1/8 X 1	232 X 25.4	24	93223	12 X 1 1/8	305 X 28.6	10	93303
9 1/8 X 1 1/8	232 X 28.6	10	93221	12 5/8 X 1 3/8	320 X 35.2	14	93311
9 1/8 X 1 1/8	232 X 28.6	26	93213	12 3/4 X 1 1/2	325 X 38	10	93323
9 1/4 X 1 1/18	236 X 28.6	21	93225	13 X 1 3/8	330 X 35	10	93317
9 1/2 X 1	240 X 25.6	24	93233	13 X 1 3/8	330 X 35	10	93319
9 1/2 X 1	240 X 25.4	24	93231	13 X 1 1/2	330 X 38.14	10	93313
9 1/2 X 1	240 X 25.4	23	93227	13 X 1 1/2	330 X 38.14	10	93315
9 1/2 X 1 3/16	240 X 30.17	14	93229	13 3/16 X 13/8	335 X 35	12	93321
9 11/16 X 1	246 X 25.4	14	93235	13 3/4 X 1 1/2	350 X 38	10	93325
10 X 1	254 X 25.4	23	93245	15 X 1 3/4	380 X 45	10	93327
10 X 1	254 X 25.4	23	93241	15 3/4 X 1 15/16	400 X 49	14	93329
10 X 1	254 X 25.6	24	93240	16 1/8 X 1 1/2	410 X 38.7	14	93331
10 X 1 1/16	254 X 27	10	93243	16 1/8 X 1 5/8	410 X 41.3	10	93333
10 X 1 1/8	254 X 28.6	10	93247	16 1/2 X 1 3/4	420 X 45	10	93335
10 1/4 X 1 1/8	260 X 28.8	21	93255	16.9 X 1 3/4	430 X 45	16	93339
10 1/4 X 1 3/16	260 X 29.3	14	93253	16.9 X 1 3/4	430 X 45	16	93341
10 1/4 X 1	260 X 25.4	24	93249	16.9 X 1 15/16	430 X 49	14	93343
10.4 X 1	265 X 25.4	23	93261	16.9 X 2	430 X 50	18	93337
10.4 X 1 1/8	265 X 28.6	10	93257				
10.4 X 1 1/8	265 X 28.6	26	93259				
10 1/2 X 1 1/16	266 X 27	10	93205				
10 1/2 X 1 1/16	266 X 27	10	93265				
10 13/16 X 1	275 X 25.4	24	93269				
10 13/16 X 1 3/32	275 X 28	10	93271				
10 13/16 X 1 1/8	275 X 28.8	21	93273				
10 13/16 X 1 3/16	275 X 29.3	14	93267				
11 X 1	280 X 25.4	14	93277				
11 X 1	280 X 25.4	23	93281				
11 X 1 1/16	280 X 27	10	93293				

Flywheel Specifications

Flywheel Resurfacing information:



STANDARD
CLUTCH KITS

AltoStandard Kit Number	Flywheel Type	Step Direction	Inches	AltoStandard Kit Number	Flywheel Type	Step Direction	Inches
91001	Recessed	Down	.196	91086	Flat	-	-
91003	Recessed	Down	.100	91087	Step	Up	.005
91005	Recessed	Down	.948	91089	Step	Up	.003
91007	Flat	-	-	91091	Step	Up	.005
91011	Recessed	Down	.010	91093	Step	Up	.005
91013	Recessed	Down	.390	91094	Flat	-	-
91015	Recessed	Down	.390	91095	Recessed	Down	.030
91017	Step	Up	.039	91097	Recessed	Down	.033
91019	Step	Up	.021	91099	Recessed	Down	.030
91021	N/A	-	-	91101	Recessed	Down	.024
91022	Flat	-	-	91103	Recessed	Down	.024
91023	Recessed	Down	.948	91105	Recessed	Down	.024
91025	Recessed	Down	.965	91107	Recessed	Down	.024
91027	Step	Up	.059	91109	Flat	-	-
91029	Step	Up	.020	91110	Flat	-	-
91031	Flat	-	-	91111	Step	Up	.021
91033	Flat	-	-	91113	Flat	-	-
91035	Step	Up	.016	91114	Flat	-	-
91037	Step	Up	.020	91115	Recessed	Down	.905
91039	Step	Up	.020	91117	Recessed	Down	.905
91041	Step	Up	.020	91119	Step	Up	.020
91043	Recessed	Down	.065	91121	Step	Up	.020
91045	Recessed	Down	.740	91123	Flat	-	-
91046	Flat	-	-	91125	Recessed	Down	.780
91047	Step	Up	.010	91127	Recessed	Down	.008
91048	Flat	-	-	91129	N/A	-	-
91049	Recessed	Down	.900	91130	Flat	-	-
91050	Recessed	Down	.024	91131	N/A	-	-
91051	Recessed	Down	.785	91133	Step	Up	.021
91053	Recessed	Down	.105	91135	Flat	-	-
91057	Recessed	Down	.105	91137	Step	Up	.021
91059	Recessed	Down	.090	91139	Step	Up	.020
91061	Flat	-	-	91140	Recessed	Down	0.835
91063	Flat	-	-	91141	Recessed	Down	.835
91065	Step	Up	.020	91142	Step	Up	0.024"
91067	Step	Up	.020	91143	Recessed	Down	.830
91069	Step	Up	.020	91145	Recessed	Down	.830
91071	Recessed	Down	.835	91147	Recessed	Down	.827
91073	Recessed	Down	.835	91149	Flat	-	-
91075	Flat	-	-	91151	Recessed	Down	.830
91076	Recessed	Down	.080	91155	Recessed	Down	.080
91077	Step	Up	.021	91157	Flat	-	-
91079	Step	Up	.020	91159	Flat	-	-
91081	Step	Up	.020	91161	Flat	-	-
91083	Step	Up	.020	91163	Flat	-	-
91085	Step	Up	.020	91165	Flat	-	-

Flywheel Specifications

Flywheel Resurfacing information:



STANDARD
CLUTCH KITS

AltoStandard Kit Number	Flywheel Type	Step Direction	Inches	AltoStandard Kit Number	Flywheel Type	Step Direction	Inches
91169	Flat	-	-	91235	Recessed	Down	.315
91171	Flat	-	-	91237	Step	Up	.021
91175	Recessed	Down	.065	91239	Recessed	Down	.315
91177	Recessed	Down	.065	91241	Recessed	Down	.787
91179	Recessed	Down	.065	91243	Recessed	Down	.020
91181	Recessed	Down	.922	91245	Recessed	Down	.630
91183	Recessed	Down	.920	91247	Flat	-	-
91184	Flat	-	-	91248	Flat	-	-
91185	Recessed	Down	.922	91249	Flat	-	-
91187	Flat	-	-	91250	Flat	-	-
91189	Recessed	Down	.920	91251	Step	Up	0.011
91191	Flat	-	-	91252	Flat	-	-
91193	Flat	-	-	91253	Flat	-	-
91194	Flat	-	-	91255	Flat	-	-
91195	Step	Up	.020	91259	Flat	-	-
91196	Step	UP	0.02	91260	Flat	-	-
91197	Step	UP	0.02	91261	Flat	-	-
91198	Recessed	Down	0.630"	91262	Flat	-	-
91199	Step	Up	.020	91263	Flat	-	-
91201	Flat	-	-	91264	Flat	-	-
91202	Recessed	Down	0.355"	91265	Flat	-	-
91203	Step	Up	.020	91266	Flat	-	-
91204	Recessed	Down	0.895"	91267	Flat	-	-
91205	Step	Up	.020	91268	Flat	-	-
91206	Flat	-	-	91269	Recessed	Down	.080
91207	Recessed	Down	.615	91272	Flat	-	-
91208	Flat	-	-	91273	Flat	-	-
91209	Recessed	Down	.016	91274	Flat	-	-
91210	Flat	-	-	91275	Flat	-	-
91211	Step	Up	.025	91276	Recessed	Down	0.92
91212	Flat	-	-	91277	Recessed	Down	.300
91213	Step	Up	.007	91278	Flat	-	-
91214	Flat	-	-	91279	Flat	-	-
91215	Recessed	Down	.010	91281	Flat	-	-
91217	Flat	-	-	91282	Flat	-	-
91218	Flat	-	-	91283	Flat	-	-
91219	Flat	-	-	91284	Flat	-	-
91221	N/A	-	-	91285	Step	Up	.007
91223	Flat	-	-	91287	Recessed	Down	.742
91225	Flat	-	-	91289	Flat	-	-
91229	Flat	-	-	91291	Flat	-	-
91230	Flat	-	-	91293	Flat	-	-
91231	Recessed	Down	.008	91295	Flat	-	-
91232	Flat	-	-	91297	Flat	-	-
91233	Recessed	Down	.008	91299	Flat	-	-
91234	Flat	-	-	91301	Flat	-	-

Flywheel Specifications

Flywheel Resurfacing information:



STANDARD
CLUTCH KITS

AltoStandard Kit Number	Flywheel Type	Step Direction	Inches	AltoStandard Kit Number	Flywheel Type	Step Direction	Inches
91302	Flat	-	-	91367	Recessed	Down	.815
91303	Step	Up	.108	91369	Recessed	Down	.823
91305	Recessed	Down	.708	91370	Recessed	Down	0.119"
91306	Recessed	Down	.788	91371	Step	Up	.020
91307	Step	Up	.020	91372	Flat	-	-
91308	Step	Up	.020	91373	Recessed	Down	.787
91311	Step	Up	.020	91375	Recessed	Down	.630
91312	Step	Up	.108	91377	Recessed	Down	.790
91313	Step	Up	.020	91378	Flat	-	-
91314	Flat	-	-	91379	Flat	-	-
91315	Flat	-	-	91380	Flat	-	-
91317	Step	Up	.020	91381	Flat	-	-
91318	Recessed	Down	0.295	91382	Flat	-	-
91319	Recessed	Down	.070	91383	Flat	-	-
91320	Flat	-	-	91386	Recessed	Down	0.55
91321	Flat	-	-	91387	Flat	-	-
91323	Flat	-	-	91388	Flat	-	-
91324	Flat	-	-	91389	Recessed	Down	.787
91325	Step	Up	.021	91390	Flat	-	-
91326	Flat	-	-	91391	Flat	-	-
91327	Step	Up	.021	91392	Flat	-	-
91329	Step	Up	.020	91393	Flat	-	-
91330	Step	Up	.020	91394	Flat	-	-
91331	Step	Up	.005	91395	Flat	-	-
91332	Flat	-	-	91396	Flat	-	-
91333	Step	Up	.005	91397	Flat	-	-
91335	Step	Up	.006	91398	Recessed	Down	.970
91337	Step	Up	.006	91399	Recessed	Down	.202
91339	Step	Up	.005	91400	Recessed	Down	.970
91341	Step	Up	.003	91402	Flat	-	-
91343	Step	Up	.006	91403	Recessed	Down	.971
91344	Recessed	Down	0.630"	91404	Flat	-	-
91345	Recessed	Down	.016	91405	N/A	-	-
91346	Recessed	Down	0.895"	91406	Flat	-	-
91347	Recessed	Down	.067	91407	N/A	-	-
91349	Recessed	Down	.119	91408	Flat	-	-
91350	Flat	-	-	91409	N/A	-	-
91352	Flat	-	-	91410	Flat	-	-
91353	Flat	-	-	91411	Recessed	Down	0.97
91355	Recessed	Down	.612	91412	Flat	-	-
91356	Step	Up	.108	91413	Flat	-	-
91358	Recessed	Down	.069	91414	Flat	-	-
91360	Flat	-	-	91415	Step	Up	.011
91361	Flat	-	-	91416	Recessed	Down	.770
91363	Recessed	Down	.823	91417	Flat	-	-
91365	Recessed	Down	.790	91418	Flat	-	-

Flywheel Specifications

Flywheel Resurfacing information:



STANDARD
CLUTCH KITS

AltoStandard Kit Number	Flywheel Type	Step Direction	Inches	AltoStandard Kit Number	Flywheel Type	Step Direction	Inches
91419	Step	Up	.011	91481	Step	Up	.020
91420	Flat	-	-	91483	Step	Up	.021
91421	Flat	-	-	91485	Step	Up	.021
91422	Flat	-	-	91486	Flat	-	-
91423	Flat	-	-	91487	Step	Up	.020
91424	Flat	-	-	91489	Step	Up	.020
91425	Flat	-	-	91490	Flat	-	-
91427	Flat	-	-	91493	Flat	-	-
91428	Modular			91494	Recessed	Down	.630
91429	Flat	-	-	91495	Step	Up	.021
91430	Flat	-	-	91497	Recessed	Down	.067
91431	N/A	-	-	91498	Recessed	Down	.067
91432	Flat	-	-	91499	Flat	-	-
91433	Flat	-	-	91500	Flat	-	-
91434	N/A	-	-	91501	Flat	-	-
91435	Flat	-	-	91505	Recessed	Down	.275
91436	Flat	-	-	91506	N/A	-	-
91437	Flat	-	-	91507	Recessed	Down	.275
91438	Flat	-	-	91509	Step	Up	.003
91439	N/A	-	-	91510	Step	Up	0.005"
91440	Flat	-	-	91511	Flat	-	-
91441	N/A	-	-	91513	Flat	-	-
91442	Flat	-	-	91514	Flat	-	-
91443	Recessed	Down	0.125	91515	Step	Up	.005
91444	Flat	-	-	91516	Flat	-	-
91444	Flat	-	-	91517	Step	Up	.003
91445	Flat	-	-	91518	Flat	-	-
91446	Flat	-	-	91519	Flat	-	-
91447	Recessed	Down	.125	91520	Flat	-	-
91448	Flat	-	-	91521	Step	Up	.021
91449	Flat	-	-	91522	Flat	-	-
91451	Flat	-	-	91523	Flat	-	-
91453	Flat	-	-	91524	Flat	-	-
91455	Flat	-	-	91525	Recessed	Down	.155
91457	Flat	-	-	91526	Flat	-	-
91459	Flat	-	-	91527	Recessed	Down	.470
91460	Flat	-	-	91528	Flat	-	-
91461	Flat	-	-	91529	Step	Up	.020
91463	Flat	-	-	91530	Flat	-	-
91465	Flat	-	-	91531	Flat	-	-
91466	Flat	-	-	91532	Flat	-	-
91469	Flat	-	-	91533	Flat	-	-
91471	Flat	-	-	91534	Flat	-	-
91473	Flat	-	-	91535	Flat	-	-
91475	Step	Up	.021	91536	Flat	-	-
91477	Step	Up	.021	91537	Flat	-	-
91479	Step	Up	.020	91541	Flat	-	-

Flywheel Specifications

Flywheel Resurfacing information:



STANDARD
CLUTCH KITS

AltoStandard Kit Number	Flywheel Type	Step Direction	Inches	AltoStandard Kit Number	Flywheel Type	Step Direction	Inches
91542	Flat	-	-	91618	Flat	-	-
91543	Flat	-	-	91619	Flat	-	-
91547	Flat	-	-	91621	Flat	-	-
91549	Flat	-	-	91623	Flat	-	-
91551	Flat	-	-	91625	Flat	-	-
91553	Flat	-	-	91627	Flat	-	-
91555	Flat	-	-	91629	Flat	-	-
91556	Flat	-	-	91631	Flat	-	-
91557	Flat	-	-	91633	Flat	-	-
91559	Recessed	Down	0.827	91635	Flat	-	-
91560	Flat	-	-	91637	Step	Up	.006
91561	Step	Up	.021	91638	Flat	-	-
91562	Flat	-	-	91642	Flat	-	-
91563	N/A	-	-	91643	Flat	-	-
91564	Flat	-	-	91645	Flat	-	-
91565	N/A	-	-	91646	Flat	-	-
91566	Step	Up	.021	91649	Flat	-	-
91567	Flat	-	-	91653	Flat	-	-
91568	Flat	-	-	91657	N/A	-	-
91569	Step	Up	.020	91659	N/A	-	-
91570	Flat	-	-	91660	N/A	-	-
91571	Step	Up	.004	91661	Flat	-	-
91572	Recessed	Down	0.630"	91663	Flat	-	-
91573	Step	Up	.003	91664	Flat	-	-
91574	Flat	-	-	91665	Flat	-	-
91575	Flat	-	-	91667	Flat	-	-
91577	Flat	-	-	91668	Flat	-	-
91578	Flat	-	-	91669	Flat	-	-
91579	Flat	-	-	91670	Flat	-	-
91580	Flat	-	-	91671	Flat	-	-
91581	Flat	-	-	91673	Flat	-	-
91583	Flat	-	-	91675	Flat	-	-
91585	Flat	-	-	91676	Flat	-	-
91587	Flat	-	-	91677	Flat	-	-
91589	Flat	-	-	91679	Flat	-	-
91591	Flat	-	-	91683	Flat	-	-
91593	Flat	-	-	91685	Flat	-	-
91595	Flat	-	-	91686	Flat	-	-
91597	Flat	-	-	91687	Flat	-	-
91609	Step	Up	.021	91689	Flat	-	-
91611	Flat	-	-	91691	Flat	-	-
91612	Flat	-	-	91693	Flat	-	-
91613	Flat	-	-	91694	Flat	-	-
91614	Flat	-	-	91695	Flat	-	-
91615	Flat	-	-	91698	Recessed	Down	1.000
91617	Flat	-	-	91699	Flat	-	-

Flywheel Specifications

Flywheel Resurfacing information:



STANDARD
CLUTCH KITS

AltoStandard Kit Number	Flywheel Type	Step Direction	Inches	AltoStandard Kit Number	Flywheel Type	Step Direction	Inches
91701	Flat	-	-	91757	Flat	-	-
91703	Flat	-	-	91758	Flat	-	-
91705	Flat	-	-	91759	Flat	-	-
91706	Flat	-	-	91761	N/A	-	-
91707	Flat	-	-	91762	Flat	-	-
91709	Flat	-	-	91763	Flat	-	-
91711	Flat	-	-	91765	Step	Up	.220
91712	Flat	-	-	91766	Flat	-	-
91713	Flat	-	-	91767	Flat	-	-
91714	Flat	-	-	91769	Flat	-	-
91715	Flat	-	-	91770	Flat	-	-
91717	Flat	-	-	91771	Flat	-	-
91719	Flat	-	-	91772	Flat	-	-
91721	Flat	-	-	91773	Flat	-	-
91723	Flat	-	-	91774	Flat	-	-
91725	Flat	-	-	91774	Flat	-	-
91727	Flat	-	-	91775	Flat	-	-
91729	Flat	-	-	91776	Recessed	Down	0.587
91731	Flat	-	-	91777	Recessed	Down	0.587
91732	Flat	-	-	91782	N/A	-	-
91734	Flat	-	-	91783	Flat	-	-
91735	Flat	-	-	91784	Flat	-	-
91736	Flat	-	-	91785	Flat	-	-
91739	N/A	-	-	91787	Flat	-	-
91741	Flat	-	-	91789	Flat	-	-
91743	Flat	-	-	91791	Flat	-	-
91745	Flat	-	-	91791	Flat	-	-
91746	Flat	-	-	91793	Flat	-	-
91749	Flat	-	-	91796	Flat	-	-
91751	Flat	-	-	91801	Flat	-	-
91753	Flat	-	-	91803	Flat	-	-
91754	Flat	-	-	91805	Flat	-	-
91755	Flat	-	-	91807	Flat	-	-
91756	Flat	-	-	91809	Flat	-	-

Flywheel Resurfacing Tips:

Failure to resurface the flywheel will void the warranty.

It is recommended to install a new flywheel on vehicles equipped with concentric slave cylinders.

When resurfacing a flywheel with a recessed contact surface or raised contact surface, equal amounts of material need to be removed from both the disc contact area and the bolt circle. Failure to do so from both the contact area and the bolt circle will result in a weakened clamping load and will cause the disc to slip.

On vehicles with flywheels which have been resurfaced more than once, check for mounting bolt clearance before re-installing the flywheel. Drop the mounting bolts into the bolt holes of the flywheel and lay a straight edge across the flywheel mounting holes. If there is no contact between the straight edge and the bolts, you should have sufficient clearance.

Clutch Cover Torque Specifications



APPLICATION	FT. LBS
ACURA & HONDA	
1984-95 Honda All Models	19
1987-90 Acura All Models	19
Integra 1991-94	16
Legend 1991-94	19
Vigor 1992-94	19
ALFA-ROMEO	
TV-6 2.5 & Milano	13-16
All Other Models	16
AMERICAN MOTORS	
DOMESTIC VEHICLES:	
Alliance, Encore & GTA	17
All Other 4 Cylinder Models	26
All Other 6 & 8 Cylinder Models	28
AUDI	
Coupe GT, Fox & 40008	18
All Other Models	18
CHEVROLET	
Opel & Sprint	14
Spectrum	18
CHRYSLER	
DOMESTIC VEHICLES	
FWD Models 85-94:	
A-412	15
A-460, A-465 & A-525	21
Laser & Talon	11-16
RWD Models 84-94	17
Avenger, Sebring & Talon 95	14
Neon	12
LIGHT TRUCKS & VANS	
FWD Vehicles	21
RWD Vehicles 87-91 3/16" (Exc. Dakota)	17
RWD Vehicles 87-91 3/8" (Exc. Dakota)	30
RWD Vehicles 92-95 All Models 5/16"	17
RWD 92-95 All Models 3/8"	30
Dakota 87-91	21
CHRYSLER MOTORS & MITSUBISHI	
All Models	11-15
DAIHATSU	
FWD & 4WD Vehicles	11-18
FIAT	
X 1/9	11
Strada & 128	11
All Other Models	22
FORD	
DOMESTIC VEHICLES	
1987-92 MODELS	
Cougar & Thunderbird	20-29
Escort, Sable, Taurus,	
Tempo, Topaz & Tracer	12-24
Mustang 2.3L & 5.0L	12-24
Probe	13-20
1993-95 MODELS	
Contour & Mystique	13-18

APPLICATION	FT. LBS
1993-95 MODELS (Cont'd)	
Escort, Tracer & Probe	13-20
Taurus, Tempo & Topaz	24
1993-95 RWD MODELS	
Mustang 1993 2.3L & 5.0L	12-24
Mustang 94-95 3.8L	30-37
Mustang 94-95 5.0L	18-24
Thunderbird	29
MECHANICAL LINKAGE	
All Models	25
LIGHT TRUCKS & VANS	
1983-84 All Models	15-24
1985-91 MODELS	
4.9L, 5.0L & 5.8L Engines	20-29
6.9L, 7.3L Dsl & 7.5L Gas Engines	15-20
All Other Engines	15-24
1992-95 MODELS	
4.9L, 5.0L & 5.8L Engines	20-29
7.3L Non-Turbo	19-26
7.3L Turbo	17-24
7.5L	15-20
IMPORTED VEHICLES	
Capri 72-80 & Fiesta	11-14
Aspire & Festiva	13-20
Capri 91-94	13-20
Couier	13-20
Mercur XR4Ti	15-19
GENERAL MOTORS	
DOMESTIC VEHICLES	
1979-91 MODELS	
F Body V-6	15
F Body V-8	30
S Body	14
Y Body	30
1992-94 MODELS	
Achieva, Grand AM, Grand Prix & Lumina	15
Camaro & Firebird 5 Spd V-6	15+45 ^o
Camaro & Firebird 6 Spd V-8	22
Corvette	30
Beretta, Cavalier Corsica & Sunbird 2.0L	22
Beretta, Cavalier, Corsica & Sunbird 2.2L & 3.1L	18
Beretta, Cavalier, Corsica & Sunbird 2.3L	15
1995 2.2L (Vin 4) & 2.3L (Vin D)	15
Saturn	18
MECHANICAL LINKAGE	
A&N Bodies 79-81	35
A&N Bodies 82-87	18
F Body	33
J&X Bodies	15
T Body	18
All Other Models	27
LIGHT TRUCKS AND VANS 1987-91 MODELS	
C, K, P, R & V Series	30
Astro & Safari 4 Cylinder	18
Astro & Safari V-6	30
S & T Series	15
1992-95 VANS	
Commercial Van	30
C&K SERIES PICK-UP, SIERRA, SUBURBAN, TAHOE & YUKON	
With Dual Mass Flywheel	25
Exc. Dual Mas Flywheel	30

Clutch Cover Torque Specifications



APPLICATION	FT. LBS
GENERAL MOTORS (con't)	
S&T Series Blazer, Pick-up, Jimmy & Sonoma 2.2L	.25
S&T Series Blazer, Pick-up, Jimmy & Sonoma 4.3L	.30
MECHANICAL LINKAGE	
G&P Series	.30
82-83 S&T Series	.20
IMPORTED VEHICLES	
LeMans	.11
GEO	
Metro	.17
Prizm	.14
Storm	.13
Tracker	.17
HYUNDAI	
Elntra, Excel, Scoupe & Sonata	.11-15
INFINITI	
All Models	.16-21
ISUZU & CHEVROLET LUV	
I-Mark FWD & RWD	.14
LUV, Pick-Up & Trooper	.13
Impulse RWD	.13
RWD Vehicles 1991-94	.12-15
JAGUAR	
All Models	.18
JEEP	
DOMESTIC VEHICLES	
1987-94 MODELS:	
Cherokee, Comanche & Wagoneer (gas)	.23
Cherokee, Comanche & Wagoneer (turbo diesel)	.16
CJ & Scrambler	.23
Wrangler/YJ 4 Cylinder	.23
Wrangler/YJ 6 Cylinder	.40
1992-95 MODELS:	
4 Cylinder Models	.23
6 Cylinder Models	.40
Mechanical Linkage	.40
KIA	
All Models	.13-20
LEXUS	
All Models	.14
MAZDA & FORD TRACER	
Mazda FWD Vehicles	.13-20
Ford Tracer	.13-20
Mazda RWD Models 78-90	.13-20
B2280 & B2600 91-94	.13-20
B2300, B300 & B4000 91-94	.15-24
Miata & MPV 91-94	.13-20
Navajo 91-94	.15-24
RX7 91-94	.13-19
MERCEDES-BENZ	
All Models	.18-20

APPLICATION	FT. LBS
MG	
All Models	.25-30
NISSAN	
Pulsar & Pulsar NX FWD 82-90	.9-11
All Other FWD 82-90	.12-15
Altima & Sentra FWD 91-94	.16-22
Maxima FWD 91-94	.25-33
NX & Stanza FWD 91-94	.16-22
1987-90 RWD Non-Turbo Models	.14-18
1987-90 RWD Turbo Models	.25-33
Pathfinder, Pick-Up & 240SX 91-94	.16-22
300ZX 91-94	.23-31
PEUGEOT	
All Models	.11
PORSCHE	
911 & 930	.18
924	.23
928 & 928S	.14-17
944 & 944 TURBO	.18
SAAB	
900 Series 1994	.16
All Other Models	.11-20
STERLING	
All Models	.19
SUBARU	
Justy 87-90	.7-5
All Other Models 87-90	.11-13
Legacy & Loyale 91-94	.11-13
SUZUKI	
Early Models	.14-20
Samuri 91-94	.13-21
SideKick & Swift 91-94	.13-21
TOYOTA	
Corolla 78-81	.11-15
All Other Models	.14
TRIUMPH	
All Models	.22
VOLKSWAGEN	
Type 1 & Type 2	.18
Corrado SLC & Passat	.15
Dasher, Fox & Quantum	.18
Eurovan	.15
Vanagon	.18
Golf & Jetta 93-84	.22+1/4 turn
RABBIT, GOLF, JETTA, SCIROCCO to 92	
P/Plate to Flywheel	.14
P/Plate to Crankshaft	.54
VOLVO	
FWD Models	.18
RWD Models	.15
YUGO	
All Models	.12

Not All Parts are OE Quality;



Some are Just a Little Better

If the OEM part is just not good enough, request Alto Original Equipment Improvement (OEI™) parts. Alto has pioneered OEI™ replacement parts for over 20 years. Our innovative designs and aggressive research and development have produced more improvements and enhancements in clutch technology than all the competition combined.

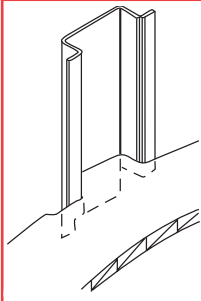
POWERPACKS®



Beginning with the first introduction of the TH700R4 extra capacity kit, Alto has been developing PowerPack® innovations for 20 years. Alto PowerPacks® have become the industry standard in hi-performance and heavy-duty applications. PowerPacks® are specially engineered clutch packs designed with additional clutches to increase friction plate capacity. This capacity increase enables torque load to spread over more friction area, resulting in a clutch pack that can handle higher torque load with reduced heat generation.

The spline of steel separator plates can work back and forth to permanently damage the case, causing delayed engagement and ATF metal contamination. Alto CaseSavers™ not only prevent this from happening again but allow reuse of the damaged case.

CASESAVERS™




RED EAGLE® HI-PERFORMANCE




Innovations and enhancements make Alto the serious racers' choice. Alto is the leader in Hi-Performance technology with Kolene® Steels, Turbulator Steels, Anti-Drag™ Steels and Red Eagle® Frictions.

POWERBANDS®



PowerBands® enhance torque load and improve shift quality. They are designed wider than the original band to increase stopping capacity of up to 25%. Anchors have been increased in thickness and heat treated when required to eliminate premature failures.

DRUMSAVERS®



DrumSavers™ prevent the replacement of expensive drums. By installing Alto components further damage to the existing drum will be prevented, allowing the drum to perform as designed.

DrumSavers contain direct replacement parts for the OE stack-up of the damaged drum, and requires no machining.

ALTO PRODUCTS CORP.



Alto Products, an ISO 9002 Manufacturer, is the oldest and largest independently owned manufacturer of friction discs and steel separators in the world. For 50 years, Alto has supplied over a billion clutches specializing in product improvements and enhancement in clutch plate technology.

Automatic and Standard Clutches • Rebuilding Kits • OEI Products • Hi-Performance Clutches • Friction Material



ALTO DIESEL PERFORMANCE PowerPacks®

ALTO PRODUCTS CORP. "PACKS THE POWER"

Alto Original Equipment Improvement (OEI®) Diesel Performance PowerPacks® are designed and engineered for superior transmission performance and durability in the most demanding applications.

FORD POWERSTROKE



DODGE CUMMINS



GMC DURAMAX DIESEL



ALTO OEI REPLACEMENT PARTS

Automatic and Standard Clutches • Rebuilding Kits • OEI Products • Hi-Performance Clutches • Friction Material



**NOW
INTRODUCING:**



Always OE Quality

- Clutch Kits
- Clutch Covers
- Clutch Discs
- Release Bearings
- Pilot Bearings
- Clutch Hydraulics

12 month / 12,000 mile
or

Optional Lifetime Warranty

5 Piece Clutch Kits for Standard Transmissions



For a complete product list, request the
AltoStandard Application Guide.



WE ARE PLEASED TO ANNOUNCE OUR ISO 14001 CERTIFICATION.

ISO 14001 is an international standard for Environmental Management Systems.

We are proud of our entire team for enabling us to achieve this certification.

Automatic and Standard Clutches • Rebuilding Kits • OEI Products • Hi-Performance Clutches • Friction Material

